

2019년 9월 강원도 자살사망자 현황분석

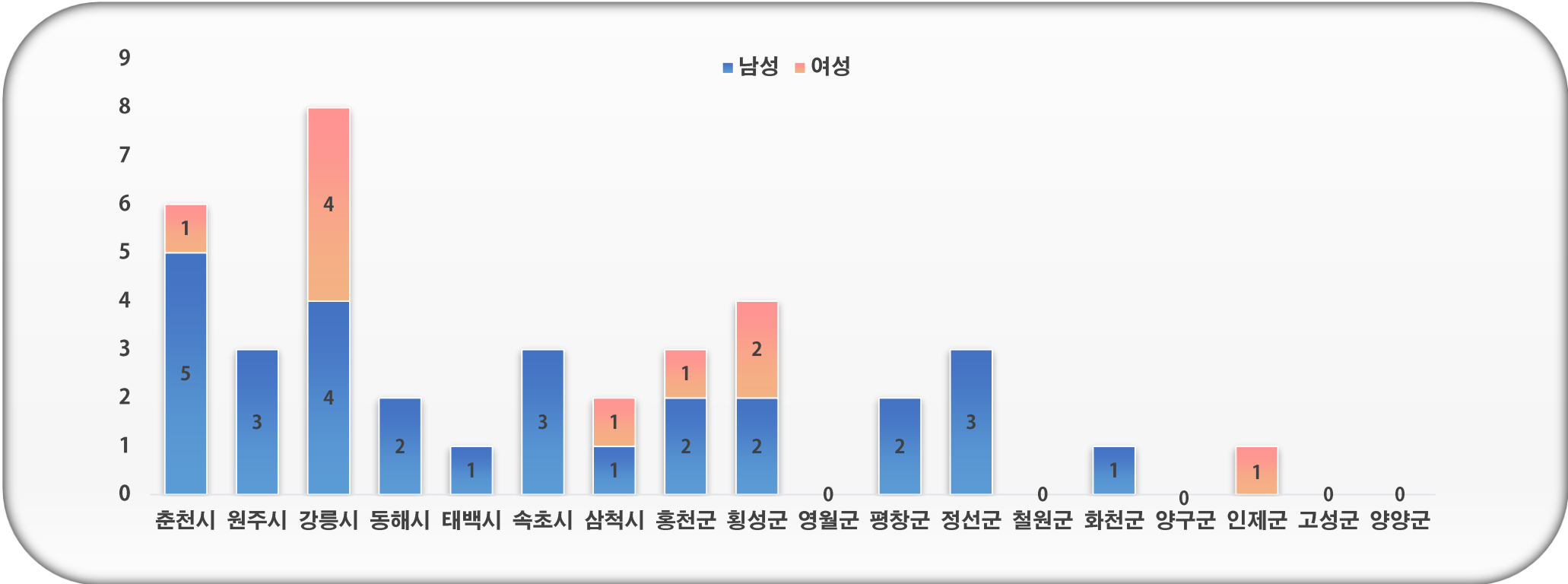
- 기간 : 2019.09.01 - 09.30
- 근거 : 강원도자살예방센터 자체 조사자료



2019년 9월 시군별 | 자살사망자 수 | 성별

구분		춘천시	원주시	강릉시	동해시	태백시	속초시	삼척시	홍천군	횡성군	평창군	정선군	화천군	인제군	전체
남성	N	5	3	4	2	1	3	1	2	2	2	3	1	0	29
	%	83.3	100.0	50.0	100.0	100.0	100.0	50.0	66.7	50.0	100.0	100.0	100.0	0.0	74.4
여성	N	1	0	4	0	0	0	1	1	2	0	0	0	1	10
	%	16.7	0.0	50.0	0.0	0.0	0.0	50.0	33.3	50.0	0.0	0.0	0.0	100.0	25.6
전체	N	6	3	8	2	1	3	2	3	4	2	3	1	1	39
	%	100.0	100.0	100.0	100.0	100.0	100.0	100.0	100.0	100.0	100.0	100.0	100.0	100.0	100.0

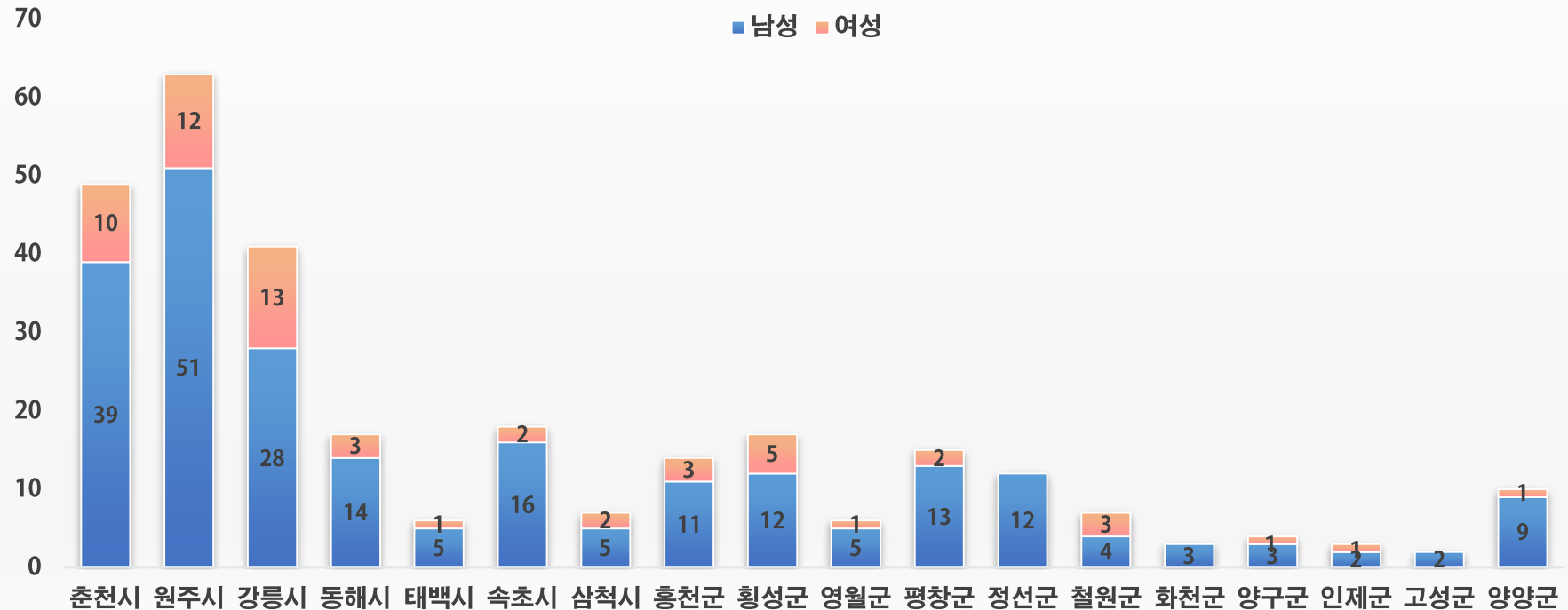
※ 영월군, 철원군, 양구군, 고성군, 양양군 9월 자살사망자 “없음”





2019년 1-9월 | 시군별 | 자살사망자 수 | 성별

구분		춘천시	원주시	강릉시	동해시	태백시	속초시	삼척시	홍천군	횡성군	영월군	평창군	정선군	철원군	화천군	양구군	인제군	고성군	양양군	전체
남성	N	39	51	28	14	5	16	5	11	12	5	13	12	4	3	3	2	2	9	234
	%	79.6	81.0	68.3	82.4	83.3	88.9	71.4	78.6	70.6	83.3	86.7	100.0	57.1	100.0	75.0	66.7	100.0	90.0	79.6
여성	N	10	12	13	3	1	2	2	3	5	1	2	0	3	0	1	1	0	1	60
	%	20.4	19.0	31.7	17.6	16.7	11.1	28.6	21.4	29.4	16.7	13.3	0.0	42.9	0.0	25.0	33.3	0.0	10.0	20.4
전체	N	49	63	41	17	6	18	7	14	17	6	15	12	7	3	4	3	2	10	294
	%	100.0	100.0	100.0	100.0	100.0	100.0	100.0	100.0	100.0	100.0	100.0	100.0	100.0	100.0	100.0	100.0	100.0	100.0	100.0



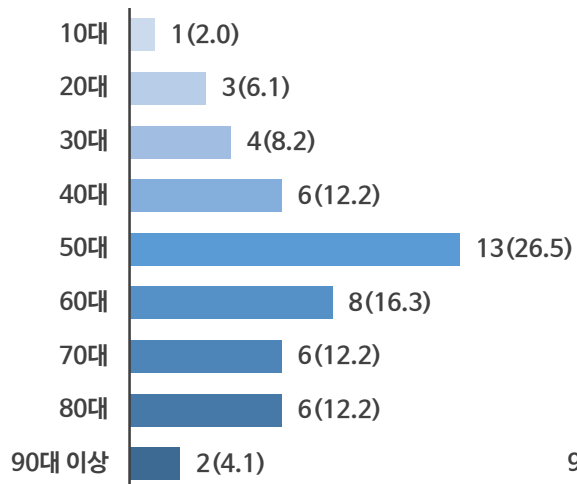
[illegible]

[illegible]

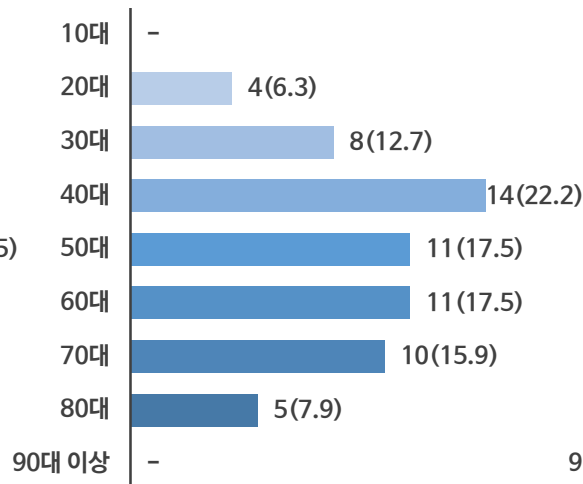


2019년 1-9월 시군별 | 자살사망자 수 | 연령대 : 시단위

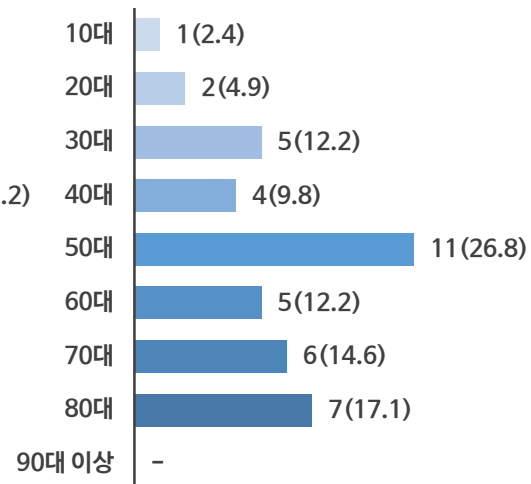
춘천시



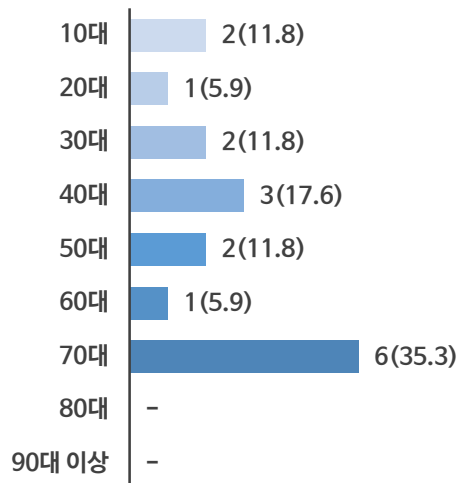
원주시



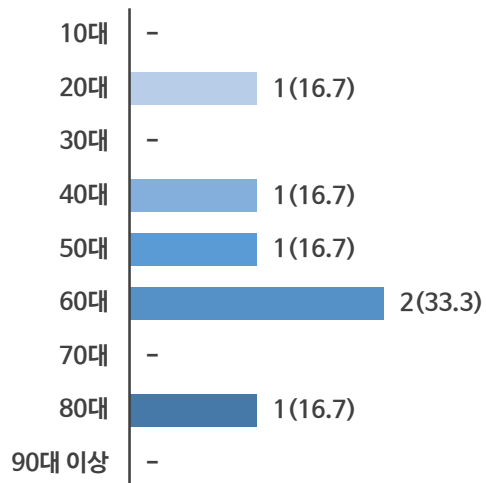
강릉시



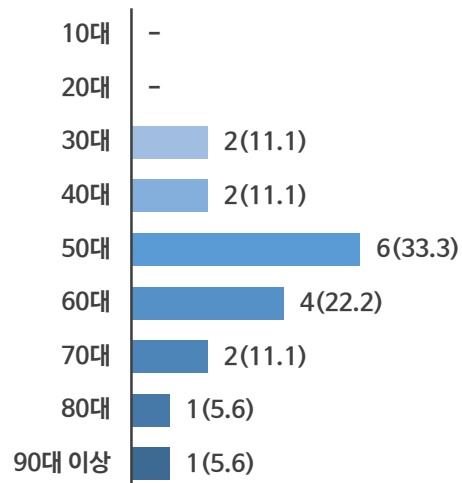
동해시



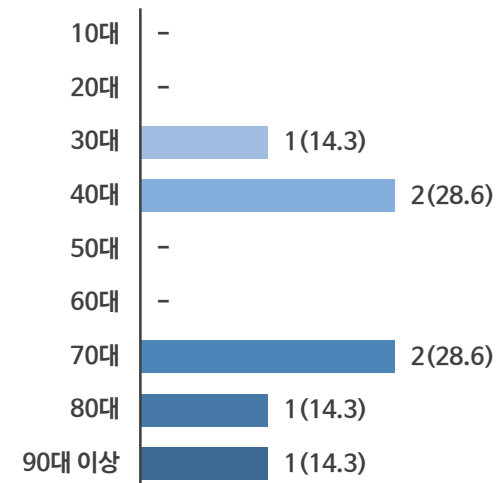
태백시



속초시



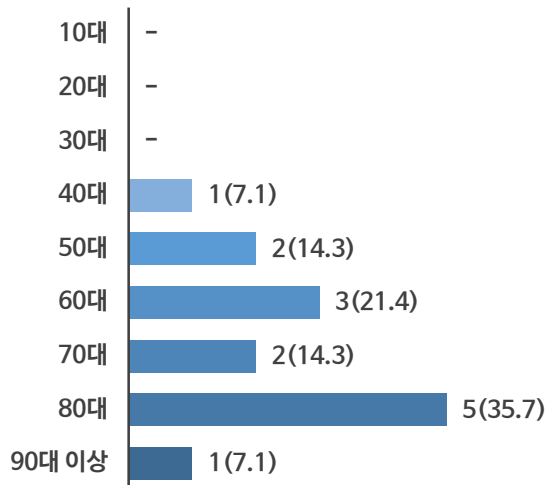
삼척시



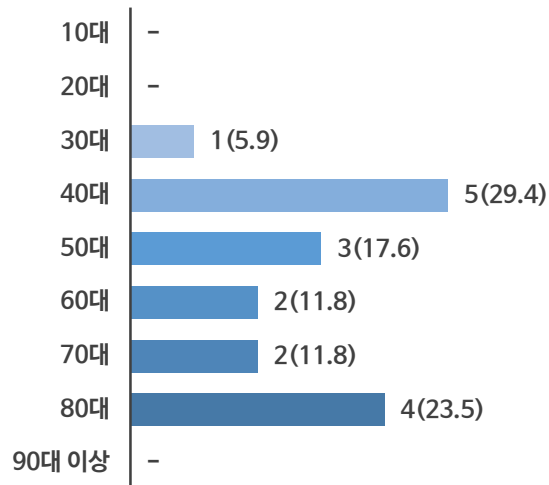


2019년 1-9월 | 시군별 | 자살사망자 수 | 연령대 : 군단위

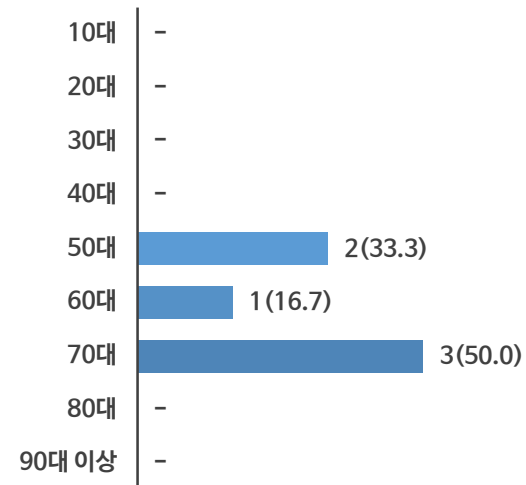
홍천군



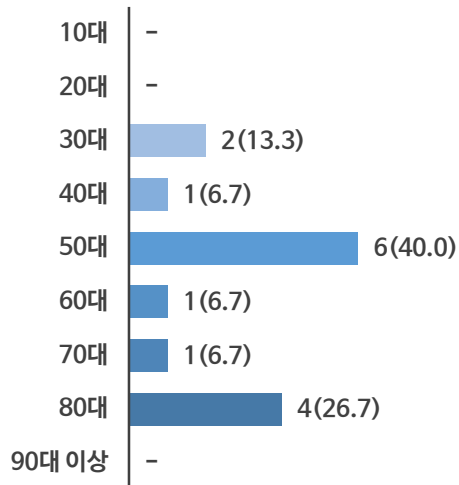
횡성군



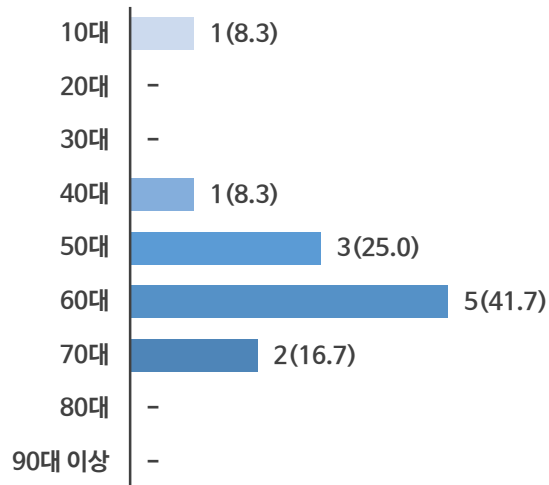
영월군



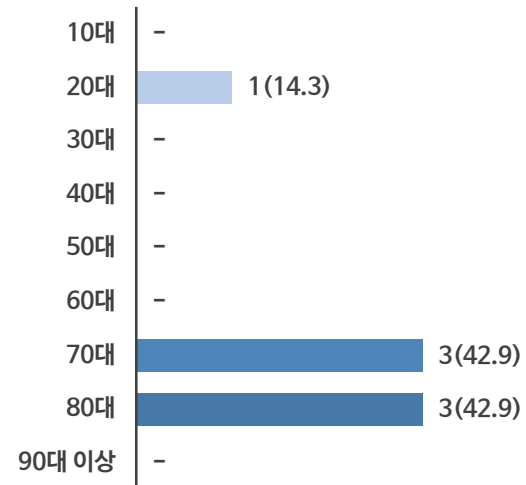
평창군



정선군



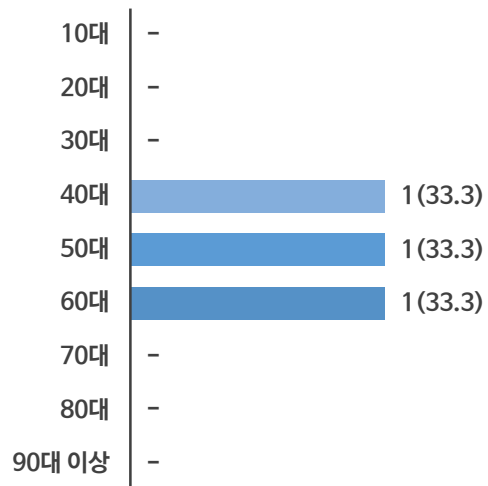
철원군



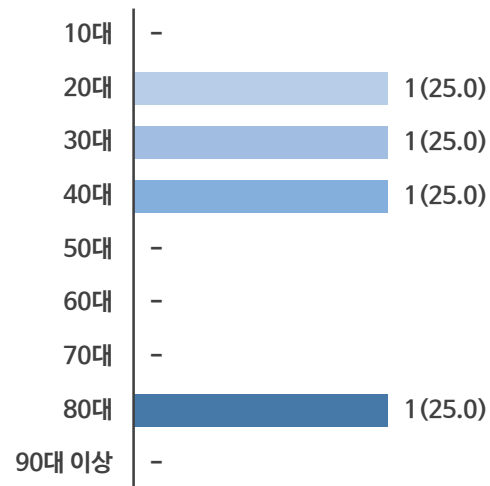


2019년 1-9월 | 시군별 | 자살사망자 수 | 연령대 : 군단위

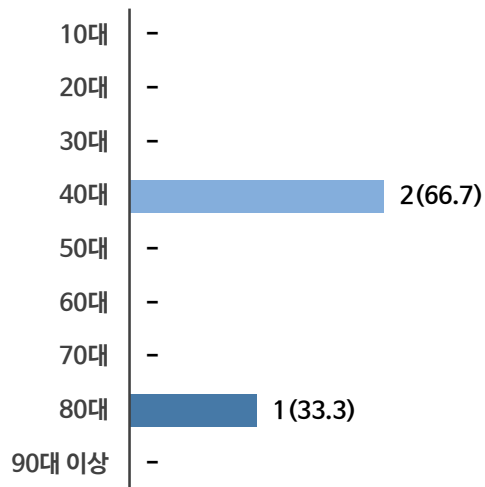
화천군



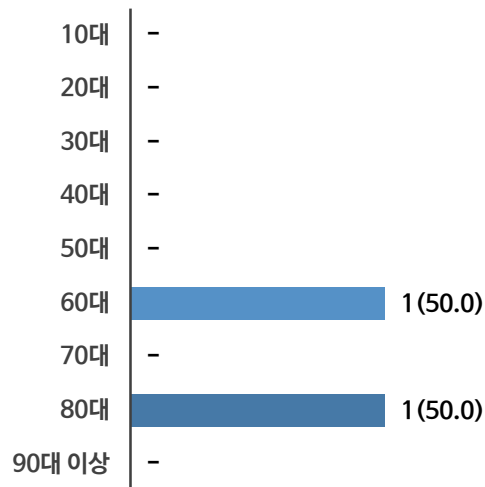
양구군



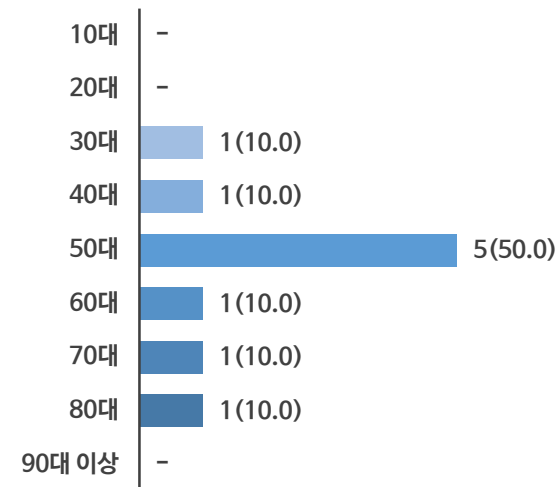
인제군



고성군



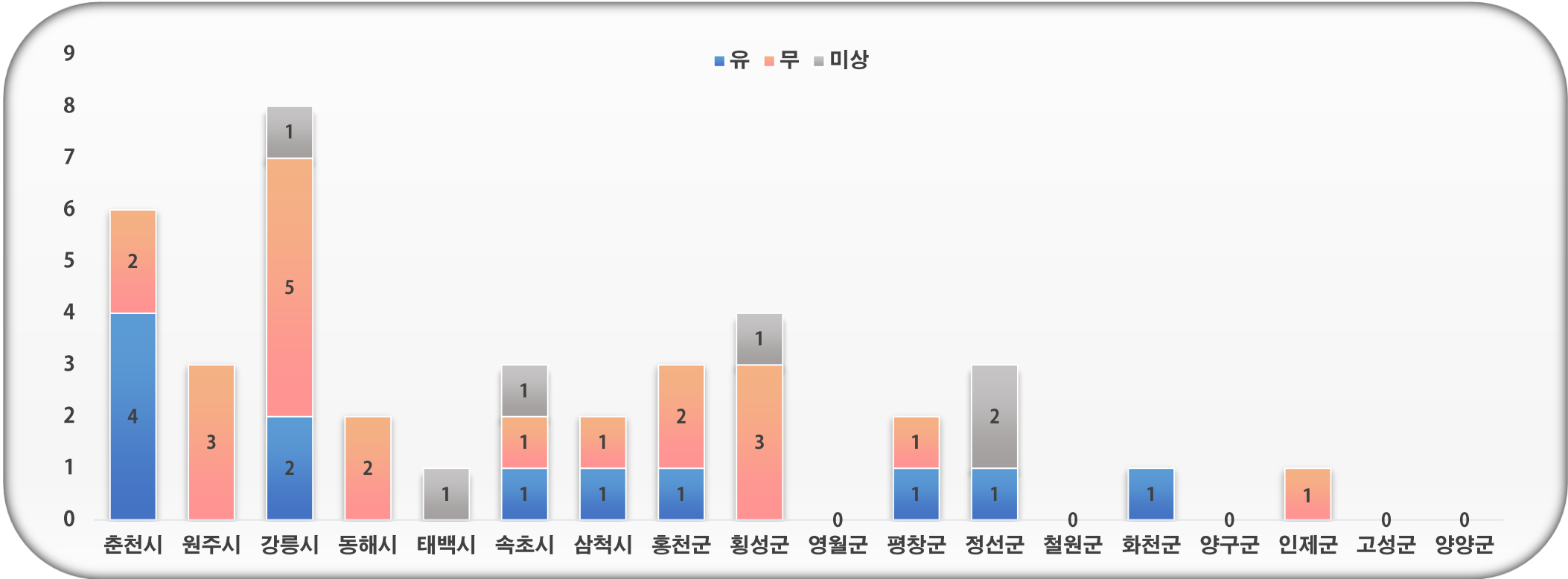
양양군





2019년 9월 시군별 | 자살사망자 수 | 직업유무

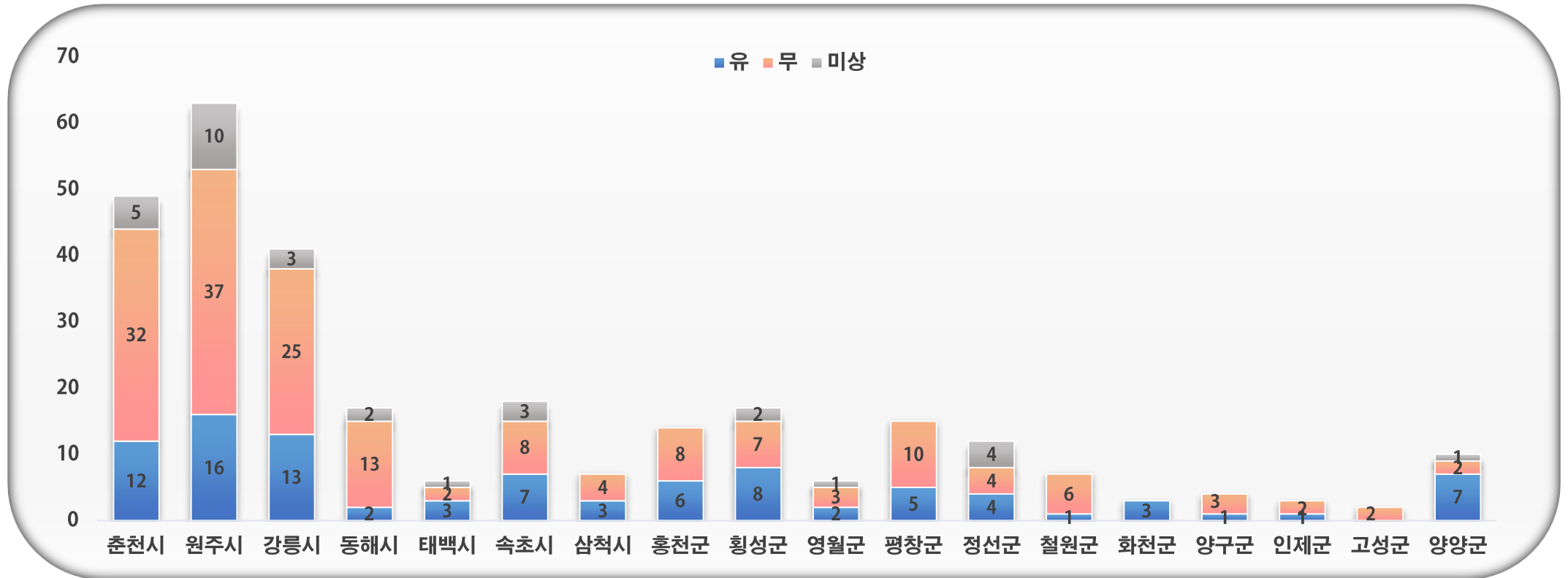
구분		춘천시	원주시	강릉시	동해시	태백시	속초시	삼척시	홍천군	횡성군	평창군	정선군	화천군	인제군	전체
유	N	4	0	2	0	0	1	1	1	0	1	1	1	0	12
	%	66.7	0.0	25.0	0.0	0.0	33.3	50.0	33.3	0.0	50.0	33.3	100.0	0.0	30.8
무	N	2	3	5	2	0	1	1	2	3	1	0	0	1	21
	%	33.3	100.0	62.5	100.0	0.0	33.3	50.0	66.7	75.0	50.0	0.0	0.0	100.0	53.8
미상	N	0	0	1	0	1	1	0	0	1	0	2	0	0	6
	%	0.0	0.0	12.5	0.0	100.0	33.3	0.0	0.0	25.0	0.0	66.7	0.0	0.0	15.4
전체	N	6	3	8	2	1	3	2	3	4	2	3	1	1	39
	%	100.0	100.0	100.0	100.0	100.0	100.0	100.0	100.0	100.0	100.0	100.0	100.0	100.0	100.0





2019년 1-9월 | 시군별 | 자살사망자 수 | 직업유무

구분		춘천시	원주시	강릉시	동해시	태백시	속초시	삼척시	홍천군	횡성군	영월군	평창군	정선군	철원군	화천군	양구군	인제군	고성군	양양군	전체
유	N	12	16	13	2	3	7	3	6	8	2	5	4	1	3	1	1	0	7	94
	%	24.5	25.4	31.7	11.8	50.0	38.9	42.9	42.9	47.1	33.3	33.3	33.3	14.3	100.0	25.0	33.3	0.0	70.0	32.0
무	N	32	37	25	13	2	8	4	8	7	3	10	4	6	0	3	2	2	2	168
	%	65.3	58.7	61.0	76.5	33.3	44.4	57.1	57.1	41.2	50.0	66.7	33.3	85.7	0.0	75.0	66.7	100.0	20.0	57.1
미상	N	5	10	3	2	1	3	0	0	2	1	0	4	0	0	0	0	0	1	32
	%	10.2	15.9	7.3	11.8	16.7	16.7	0.0	0.0	11.8	16.7	0.0	33.3	0.0	0.0	0.0	0.0	0.0	10.0	10.9
전체	N	49	63	41	17	6	18	7	14	17	6	15	12	7	3	4	3	2	10	294
	%	100.0	100.0	100.0	100.0	100.0	100.0	100.0	100.0	100.0	100.0	100.0	100.0	100.0	100.0	100.0	100.0	100.0	100.0	100.0

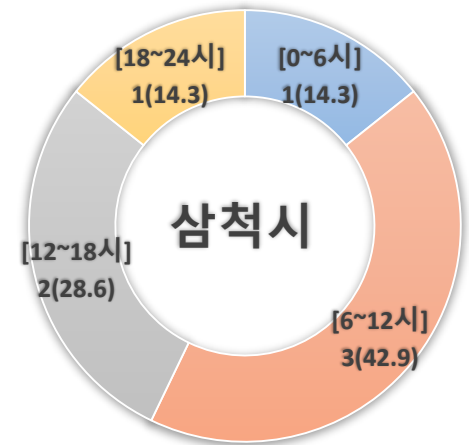
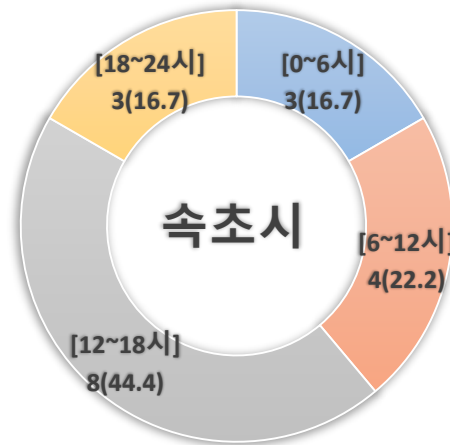
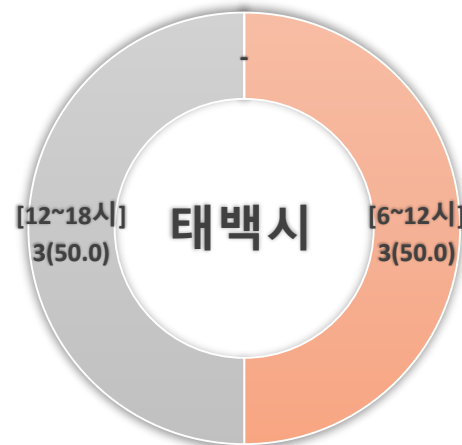
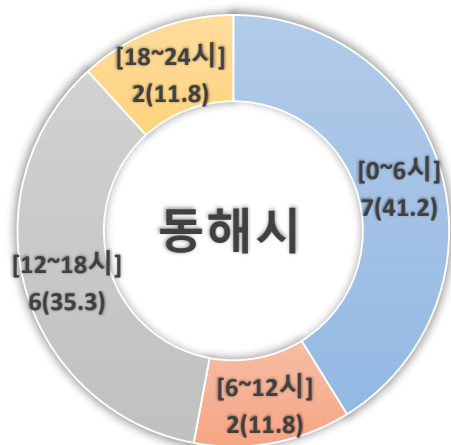
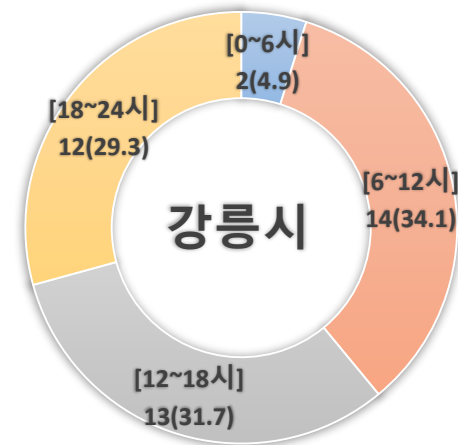
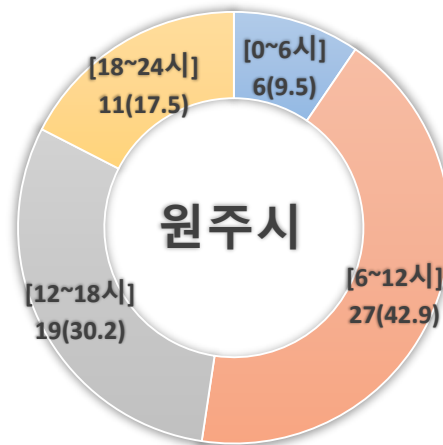
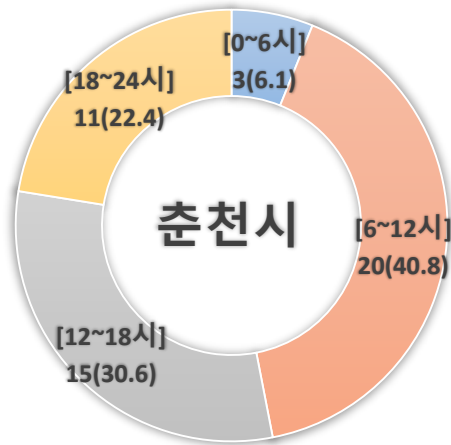


[illegible]

[illegible]

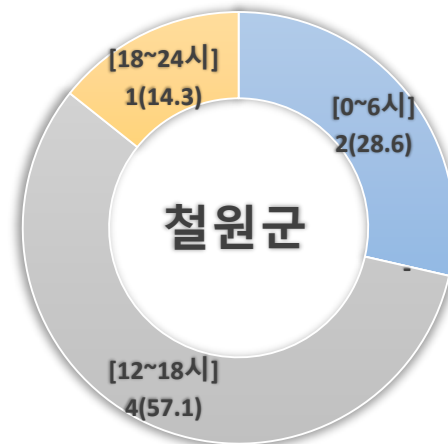
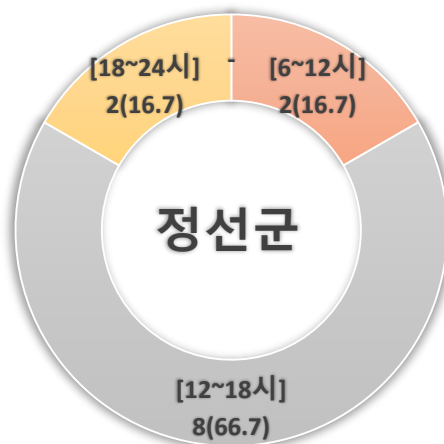
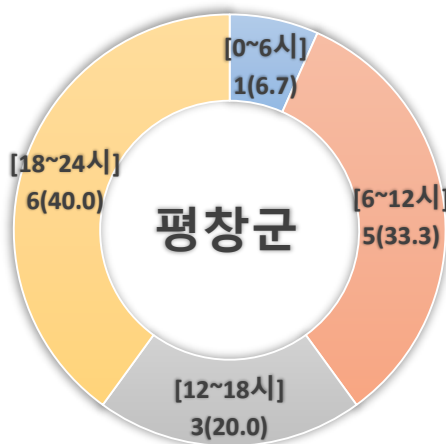
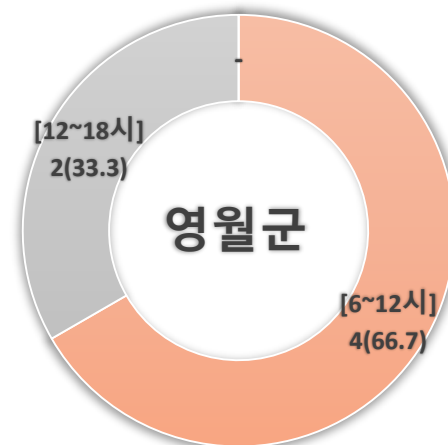
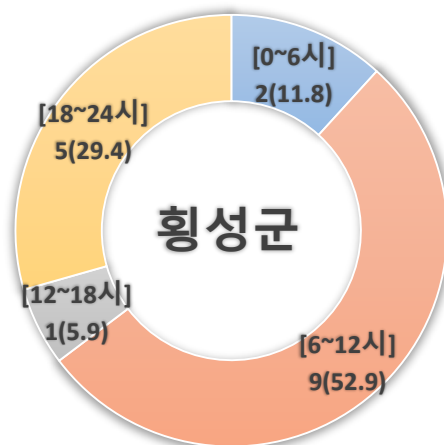
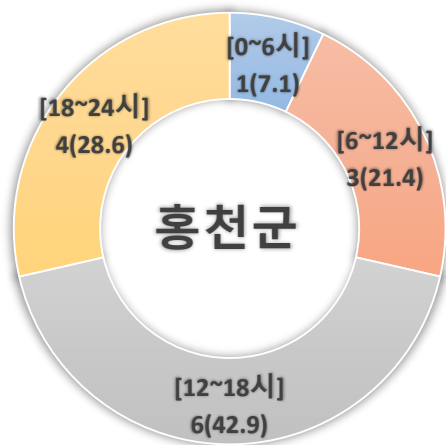


2019년 1-9월 | 시군별 | 자살사망자 수 | 사망시간 : 시간단위



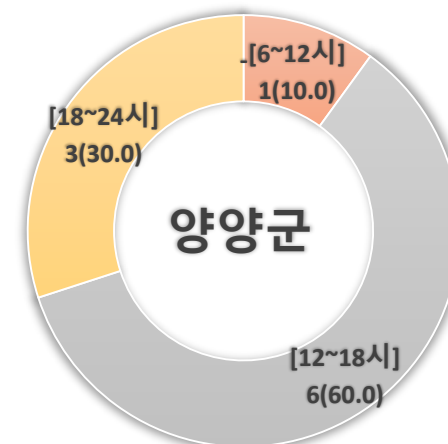
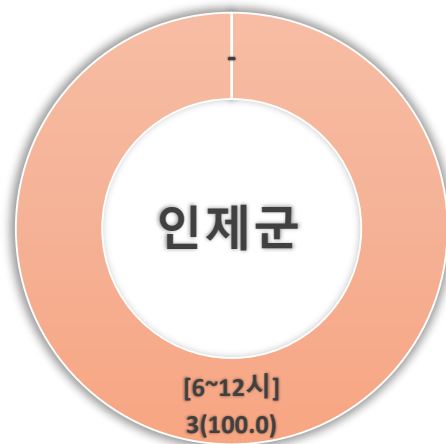
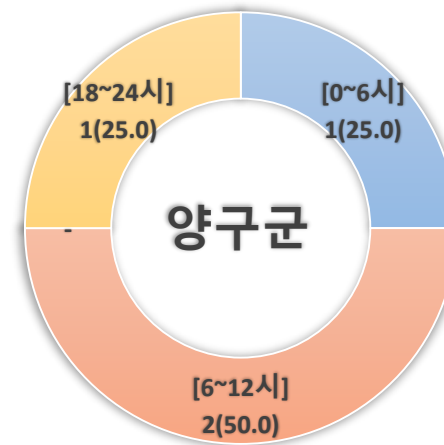
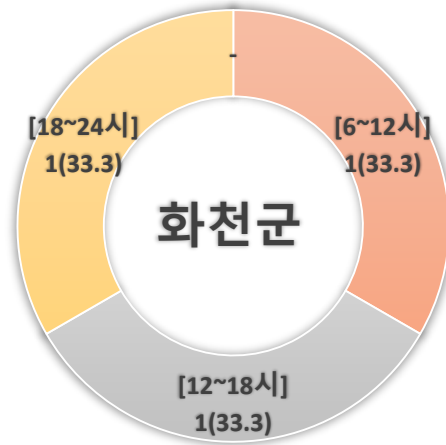


2019년 1-9월 | 시군별 | 자살사망자 수 | 사망시간 : 군단위





2019년 1-9월 | 시군별 | 자살사망자 수 | 사망시간 : 군단위



[illegible]

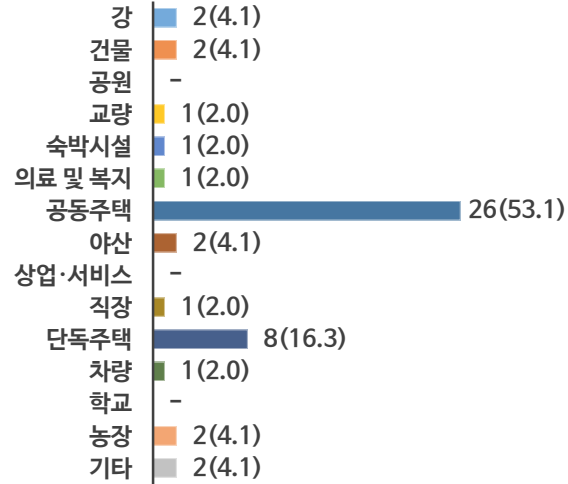


구분		춘천시	원주시	강릉시	동해시	태백시	속초시	삼척시	홍천군	횡성군	영월군	평창군	정선군	철원군	화천군	양구군	인제군	고성군	양양군	전체
강	N	2	1	0	0	0	0	0	1	0	0	0	1	0	0	0	0	0	0	5
	%	4.1	1.6	0.0	0.0	0.0	0.0	0.0	7.1	0.0	0.0	0.0	8.3	0.0	0.0	0.0	0.0	0.0	0.0	1.7
건물	N	2	1	2	0	0	3	0	0	1	0	1	1	1	0	0	0	0	2	14
	%	4.1	1.6	4.9	0.0	0.0	16.7	0.0	0.0	5.9	0.0	6.7	8.3	14.3	0.0	0.0	0.0	0.0	20.0	4.8
공원	N	0	1	1	2	0	0	0	0	0	0	0	1	0	0	0	0	0	0	5
	%	0.0	1.6	2.4	11.8	0.0	0.0	0.0	0.0	0.0	0.0	0.0	8.3	0.0	0.0	0.0	0.0	0.0	0.0	1.7
교량	N	1	0	0	0	0	0	0	0	1	0	0	0	0	0	0	0	0	0	2
	%	2.0	0.0	0.0	0.0	0.0	0.0	0.0	0.0	5.9	0.0	0.0	0.0	0.0	0.0	0.0	0.0	0.0	0.0	0.7
숙박시설	N	1	2	0	2	0	1	0	1	0	0	1	1	0	0	0	0	0	0	9
	%	2.0	3.2	0.0	11.8	0.0	5.6	0.0	7.1	0.0	0.0	6.7	8.3	0.0	0.0	0.0	0.0	0.0	0.0	3.1
의료 및 복지기관	N	1	0	0	0	0	0	0	1	0	0	1	0	0	0	1	0	0	0	4
	%	2.0	0.0	0.0	0.0	0.0	0.0	0.0	7.1	0.0	0.0	6.7	0.0	0.0	0.0	25.0	0.0	0.0	0.0	1.4
공동주택	N	26	25	16	6	3	6	3	3	2	1	2	0	0	0	1	1	0	2	97
	%	53.1	39.7	39.0	35.3	50.0	33.3	42.9	21.4	11.8	16.7	13.3	0.0	0.0	0.0	25.0	33.3	0.0	20.0	33.0
야산	N	2	6	4	1	0	1	0	2	1	0	0	1	0	0	0	1	0	0	19
	%	4.1	9.5	9.8	5.9	0.0	5.6	0.0	14.3	5.9	0.0	0.0	8.3	0.0	0.0	0.0	33.3	0.0	0.0	6.5
상업 서비스시설	N	0	1	1	0	0	0	0	0	0	0	0	0	0	0	0	0	0	0	2
	%	0.0	1.6	2.4	0.0	0.0	0.0	0.0	0.0	0.0	0.0	0.0	0.0	0.0	0.0	0.0	0.0	0.0	0.0	0.7
직장	N	1	2	1	0	0	1	0	1	1	0	0	1	0	0	0	0	0	0	8
	%	2.0	3.2	2.4	0.0	0.0	5.6	0.0	7.1	5.9	0.0	0.0	8.3	0.0	0.0	0.0	0.0	0.0	0.0	2.7
단독주택	N	8	17	13	4	3	3	4	3	10	4	8	4	5	3	1	1	2	5	98
	%	16.3	27.0	31.7	23.5	50.0	16.7	57.1	21.4	58.8	66.7	53.3	33.3	71.4	100.0	25.0	33.3	100.0	50.0	33.3
차량	N	1	1	1	1	0	2	0	0	0	0	2	1	0	0	0	0	0	0	9
	%	2.0	1.6	2.4	5.9	0.0	11.1	0.0	0.0	0.0	0.0	13.3	8.3	0.0	0.0	0.0	0.0	0.0	0.0	3.1
학교	N	0	0	1	0	0	0	0	0	0	0	0	0	0	0	0	0	0	0	1
	%	0.0	0.0	2.4	0.0	0.0	0.0	0.0	0.0	0.0	0.0	0.0	0.0	0.0	0.0	0.0	0.0	0.0	0.0	0.3
농장	N	2	3	0	0	0	0	0	1	1	1	0	1	1	0	0	0	0	1	11
	%	4.1	4.8	0.0	0.0	0.0	0.0	0.0	7.1	5.9	16.7	0.0	8.3	14.3	0.0	0.0	0.0	0.0	10.0	3.7
기타 (노상,주차장 등)	N	2	3	1	1	0	1	0	1	0	0	0	0	0	0	1	0	0	0	10
	%	4.1	4.8	2.4	5.9	0.0	5.6	0.0	7.1	0.0	0.0	0.0	0.0	0.0	0.0	25.0	0.0	0.0	0.0	3.4
전체	N	49	63	41	17	6	18	7	14	17	6	15	12	7	3	4	3	2	10	294
	%	100.0	100.0	100.0	100.0	100.0	100.0	100.0	100.0	100.0	100.0	100.0	100.0	100.0	100.0	100.0	100.0	100.0	100.0	100.0

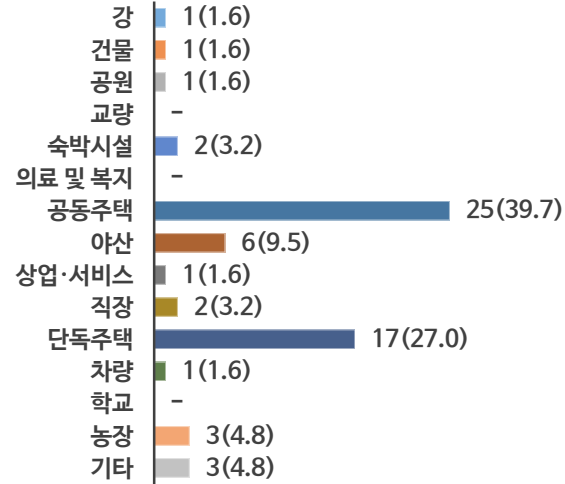


2019년 1-9월 | 시군별 | 자살사망자 수 | 사망장소 : 시단위

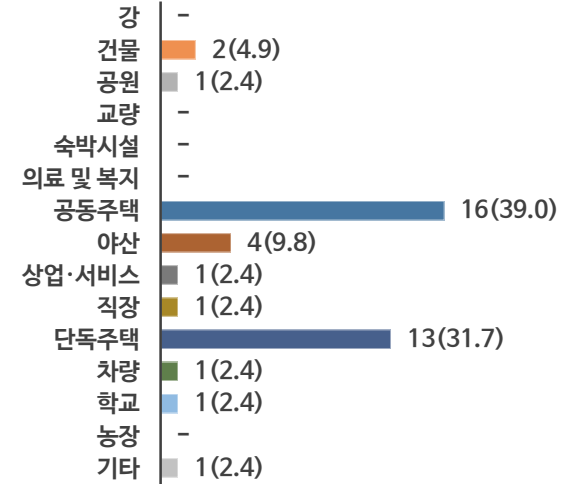
춘천시



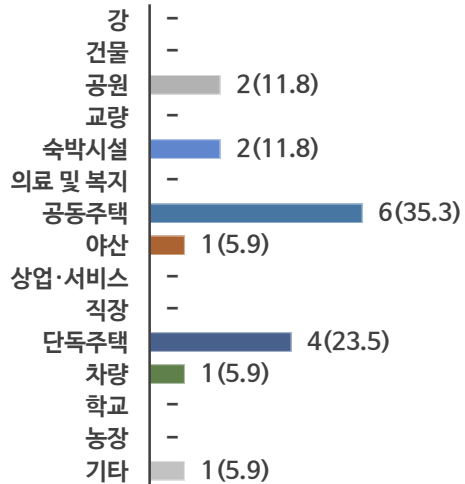
원주시




강릉시



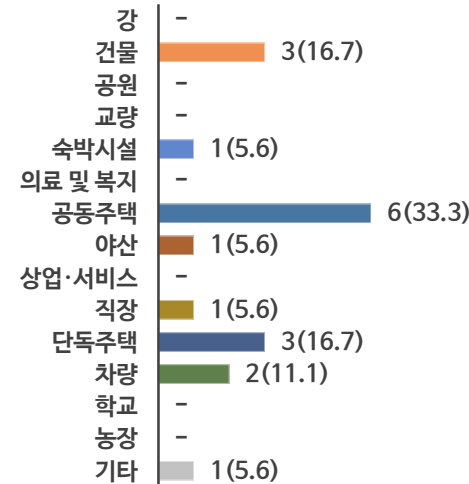
동해시




태백시



속초시



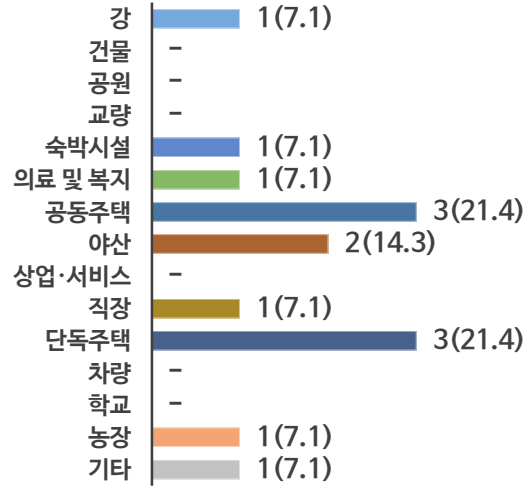
삼척시



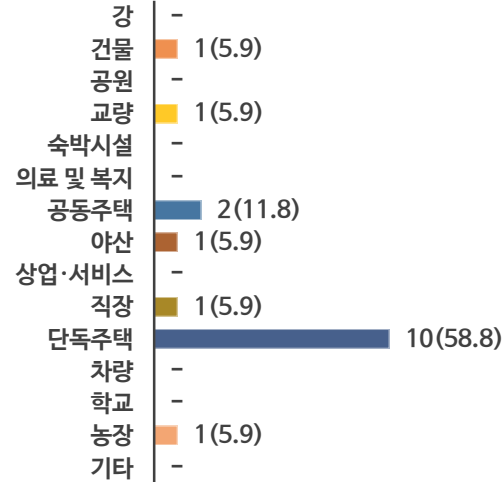


2019년 1-9월 시군별 | 자살사망자 수 | 사망장소 : 군단위

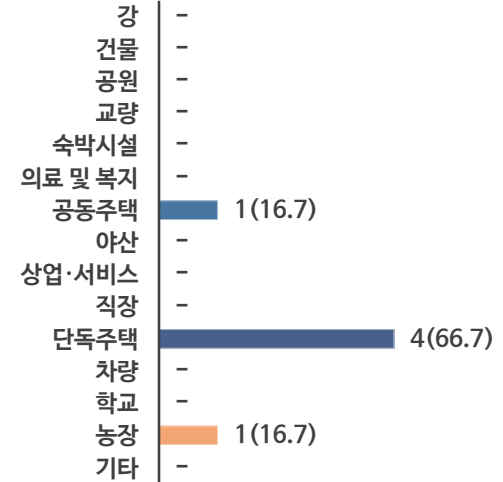
홍천군



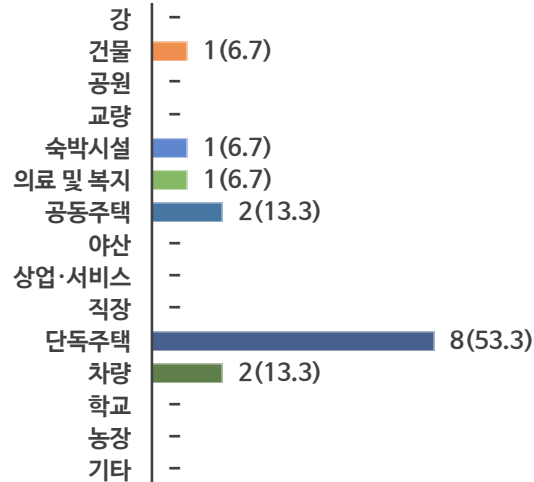
횡성군



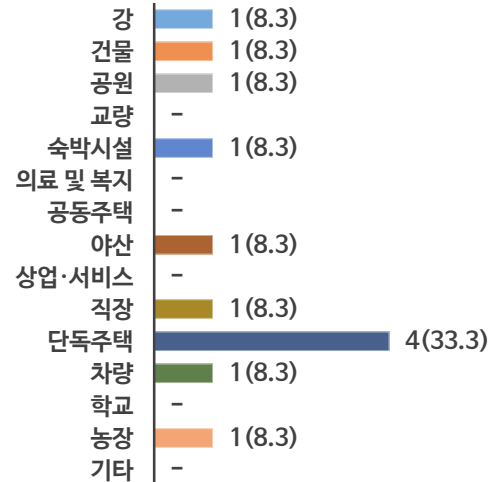
영월군



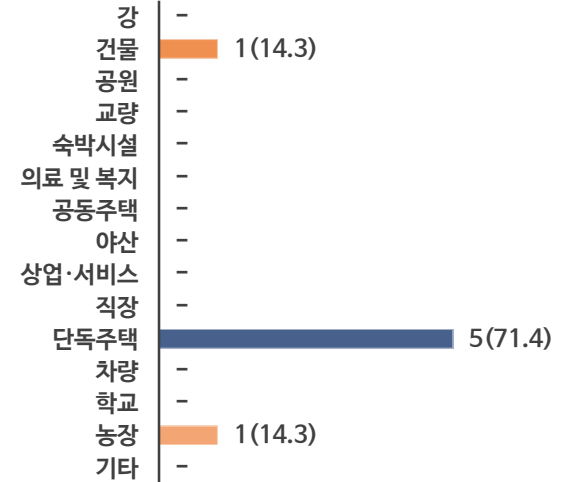
평창군



정선군




철원군



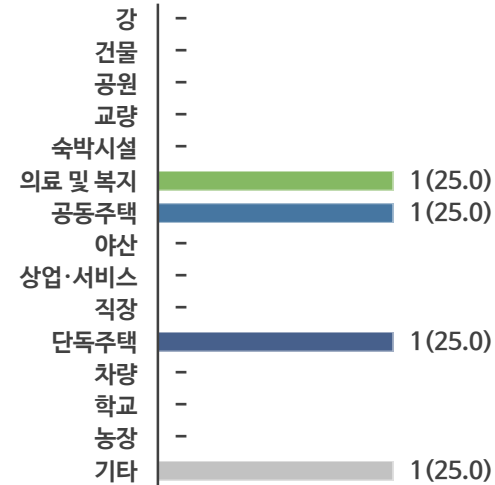


2019년 1-9월 | 시군별 | 자살사망자 수 | 사망장소 : 군단위

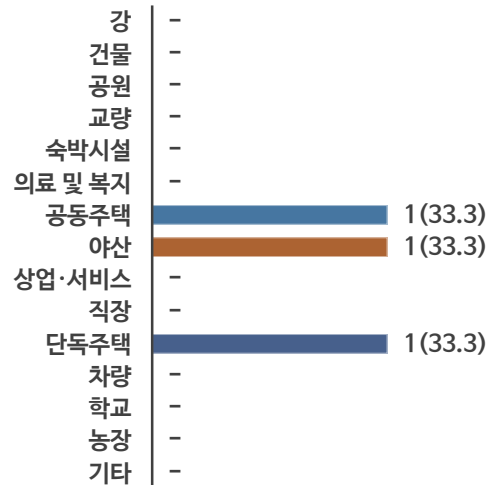
화천군




양구군



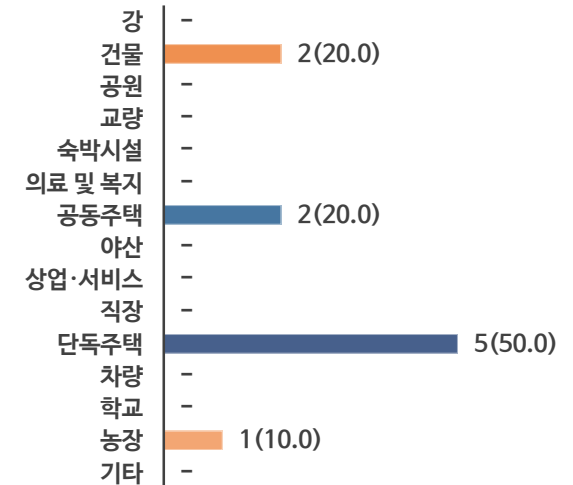
인제군



고성군



양양군



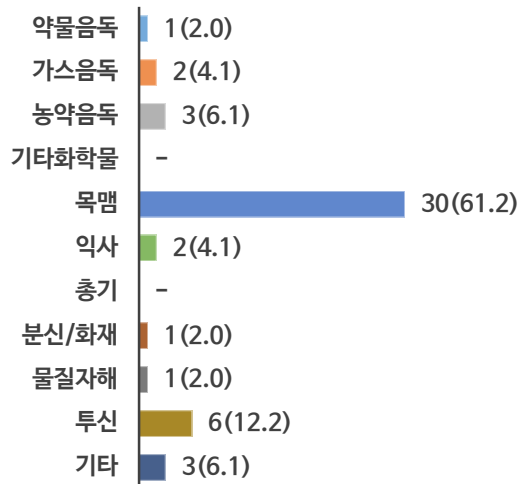
[illegible]

[illegible]

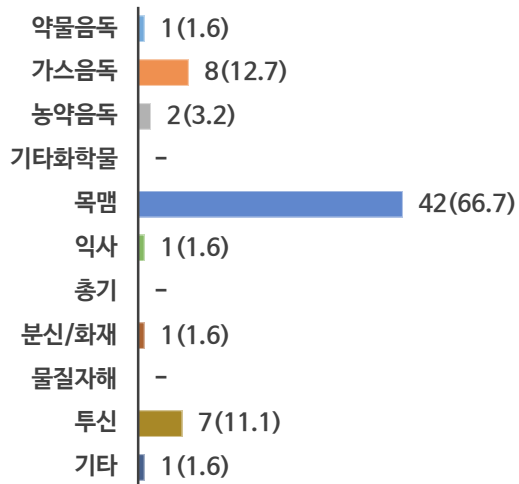


2019년 1-9월 | 시군별 | 자살사망자 수 | 사망방법 : 시단위

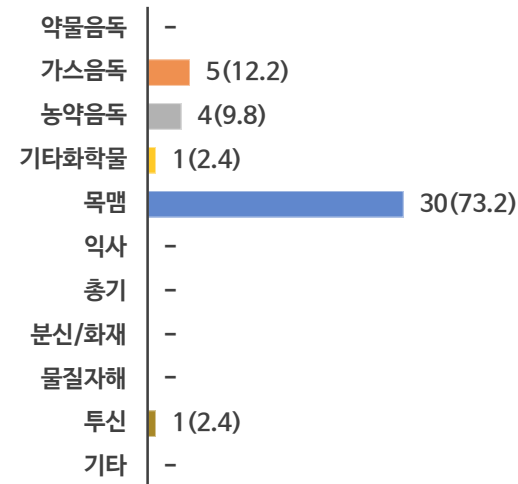
춘천시



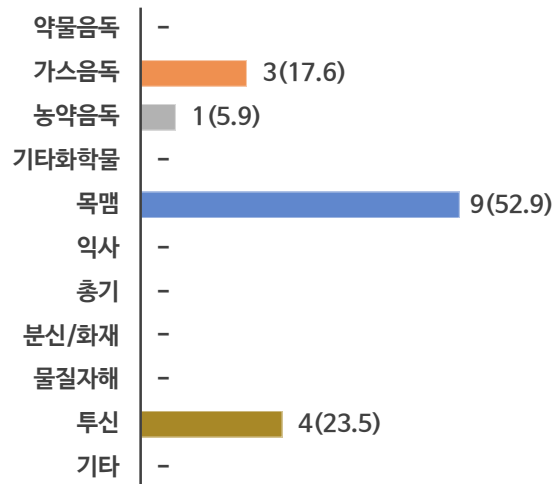
원주시



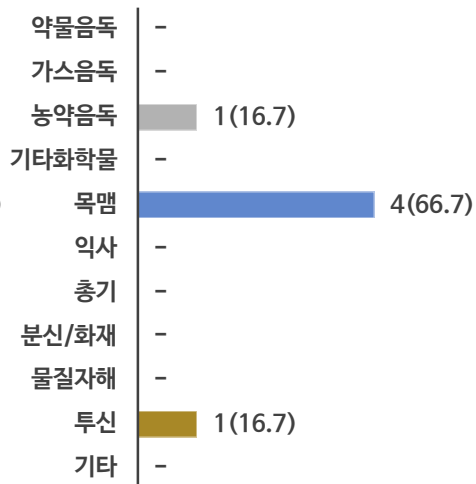
강릉시



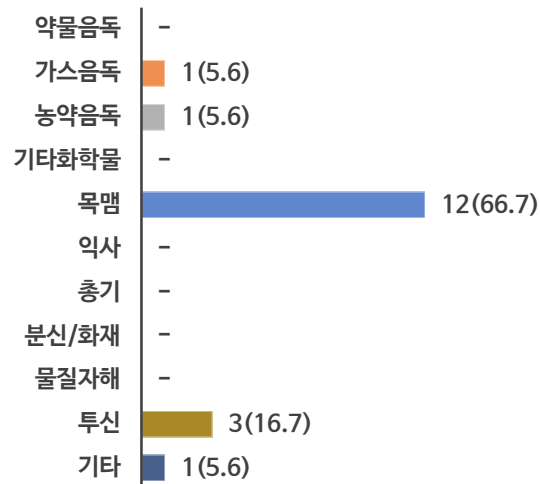
동해시



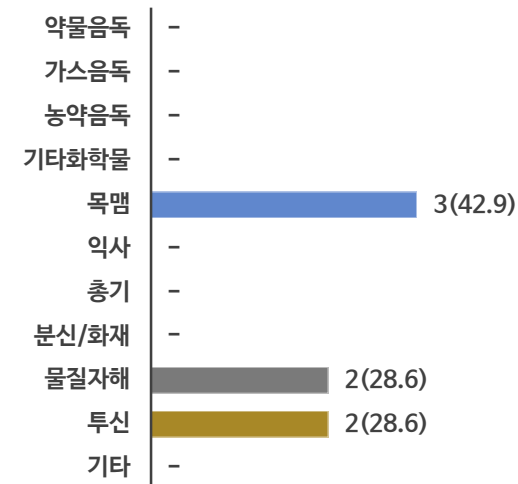
태백시



속초시



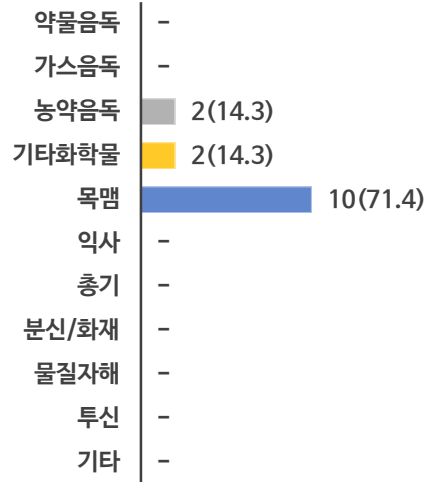
삼척시



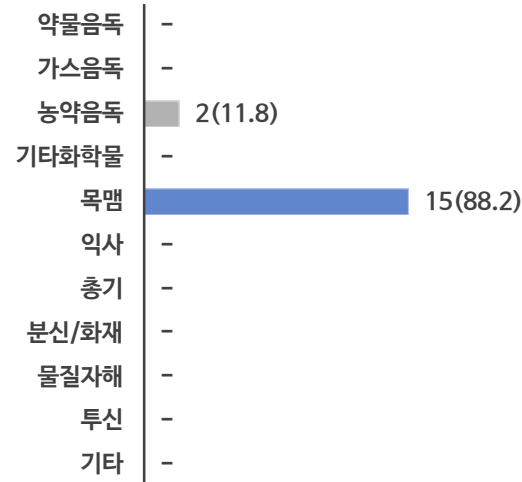


2019년 1-9월 시군별 | 자살사망자 수 | 사망방법 : 군단위

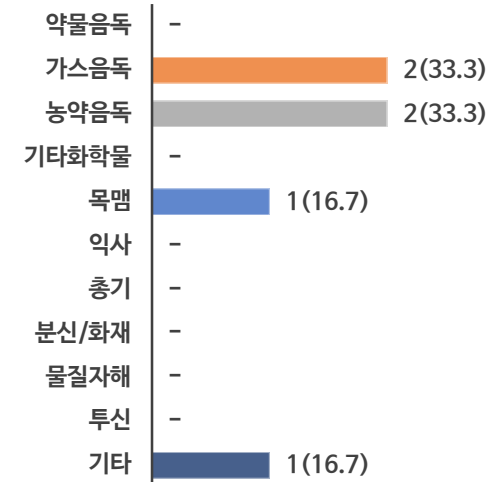
홍천군



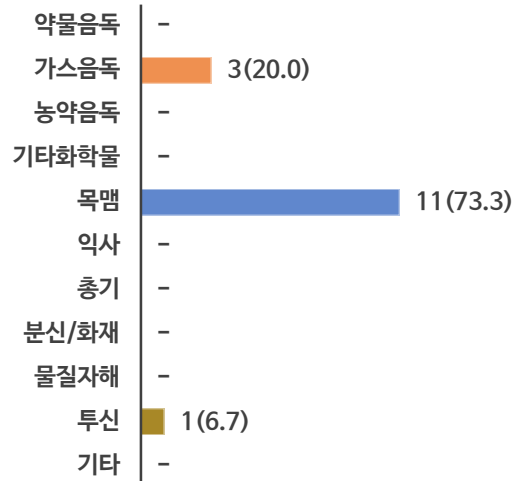
횡성군



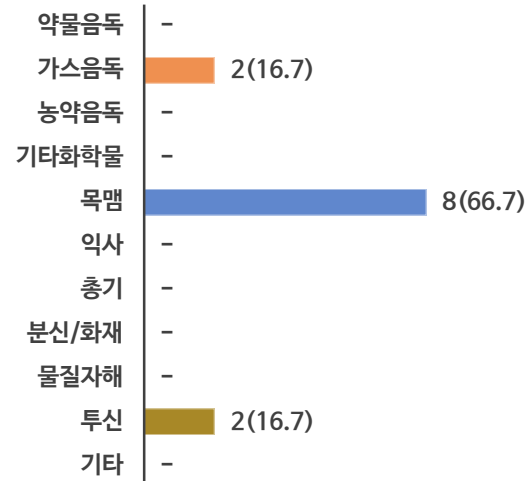
영월군



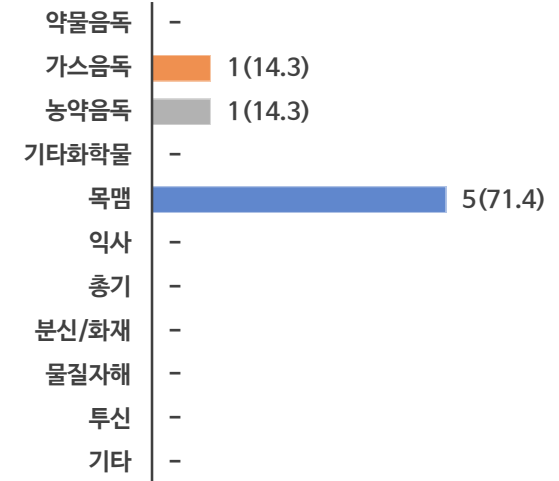
평창군



정선군



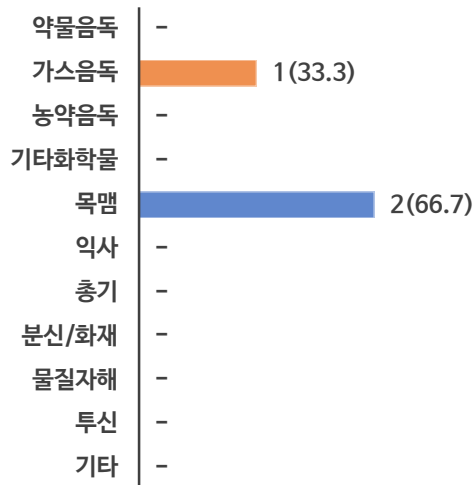
철원군



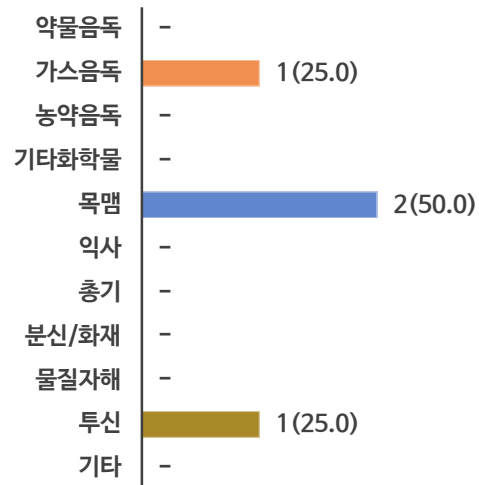


2019년 1-9월 | 시군별 | 자살사망자 수 | 사망방법 : 군단위

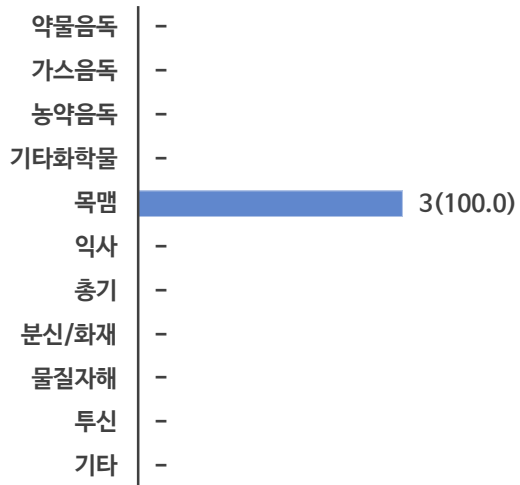
화천군



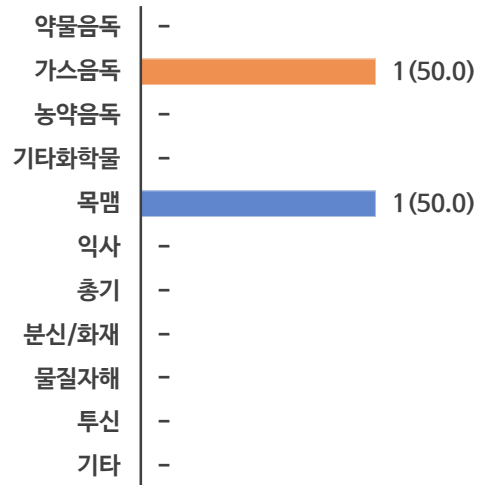
양구군



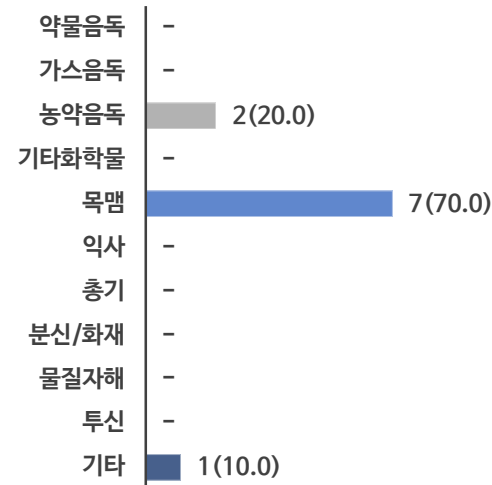
인제군



고성군



양양군

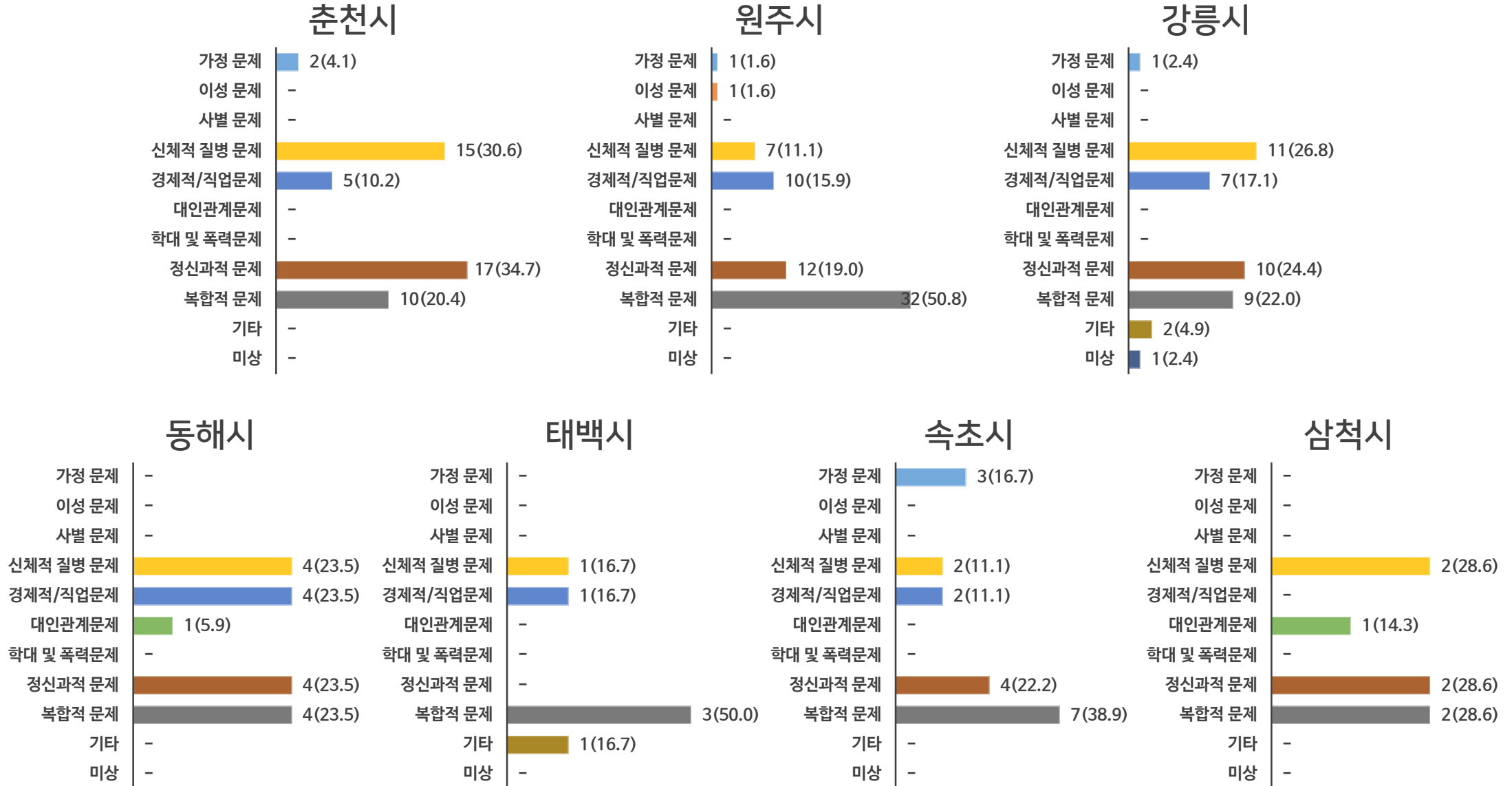


[illegible]

[illegible]



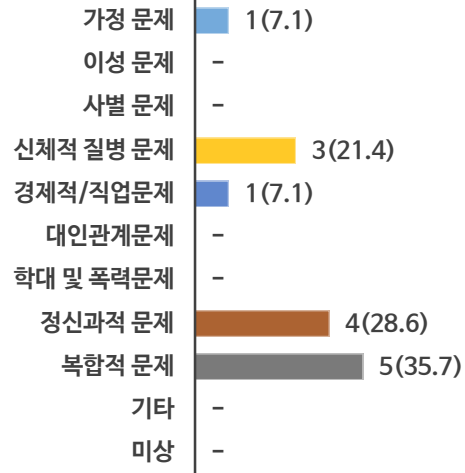
2019년 1-9월 | 시군별 | 자살사망자 수 | 자살동기 : 시단위



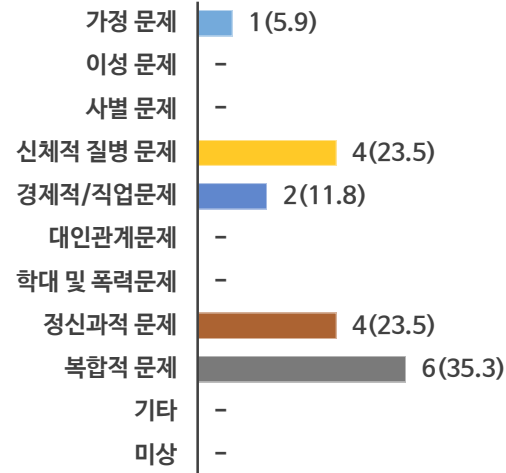


2019년 1-9월 | 시군별 | 자살사망자 수 | 자살동기 : 군단위

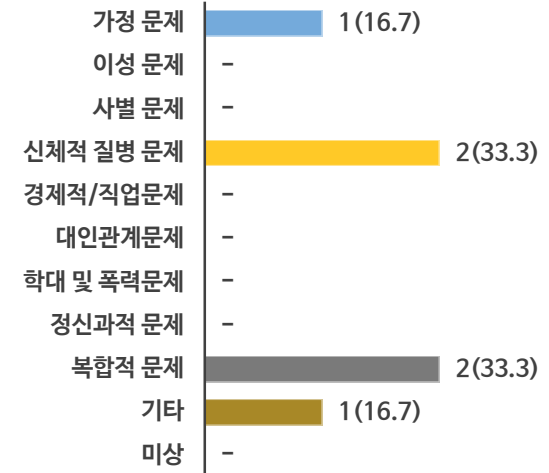
홍천군



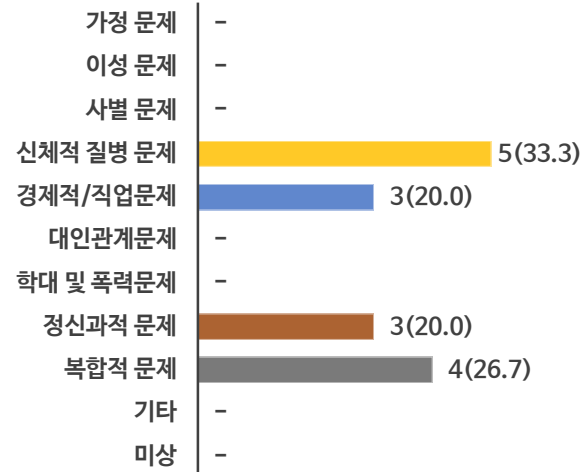
횡성군



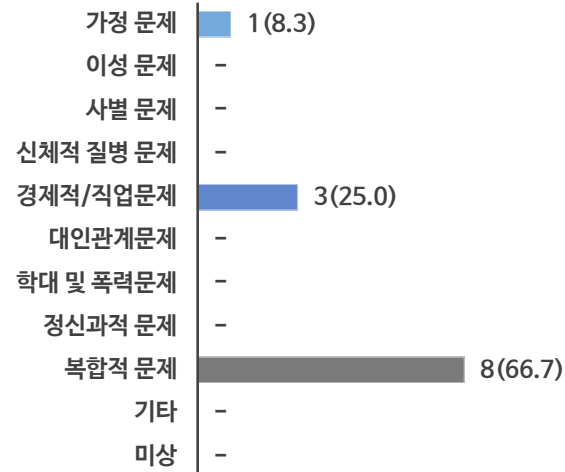
영월군



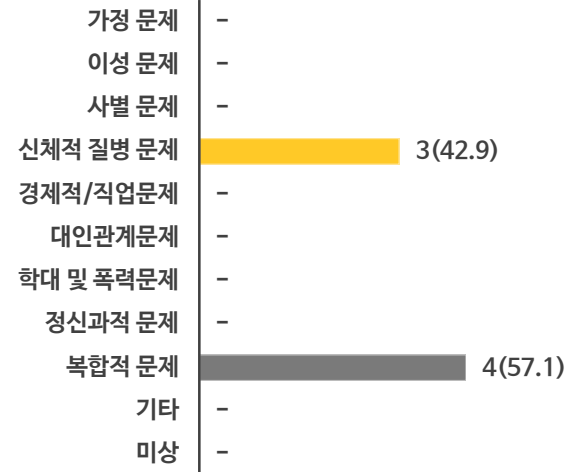
평창군



정선군




철원군



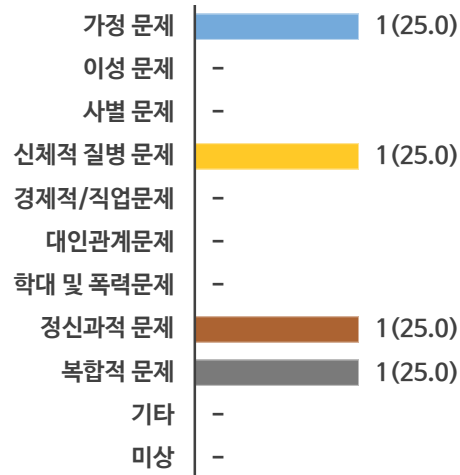


2019년 1-9월 | 시군별 | 자살사망자 수 | 자살동기 : 군단위

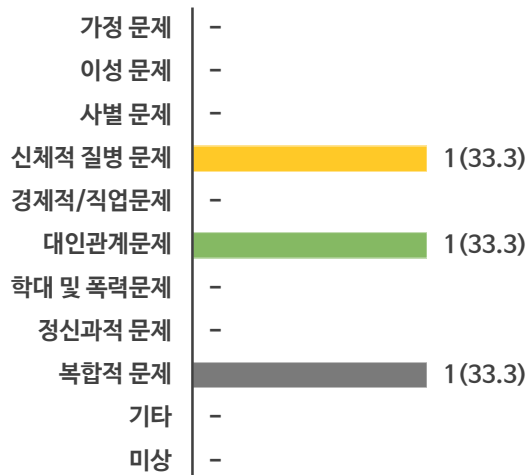
화천군



양구군



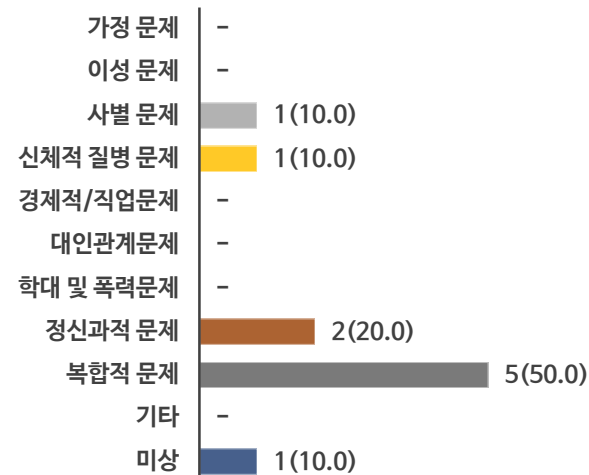
인제군



고성군



양양군



[illegible]

[illegible]



2019년 1-9월 | 시군별 | 자살사망자 수 | 월별 자살사망자 수

시군별	1월		2월		3월		4월		5월		6월		7월		8월		9월		2018	2019	증가율 (%)
	19'(18')	증감	19'(18')	증감	19'(18')	증감	19'(18')	증감	19'(18')	증감	19'(18')	증감	19'(18')	증감	19'(18')	증감	19'(18')	증감			
강원도	26(32)	▼6	26(29)	▼3	30(29)	▲1	31(40)	▼9	24(31)	▼7	39(39)	-	37(39)	▼2	42(37)	▲5	39(32)	▲7	276	294	18(▲6.5)
춘천시	5(5)	-	4(9)	▼5	3(6)	▼3	8(5)	▲3	3(3)	-	5(5)	-	9(5)	▲4	6(9)	▼3	6(8)	▼2	47	49	2(▲4.3)
원주시	5(2)	▲3	5(6)	▼1	9(7)	▲2	7(7)	-	4(7)	▼3	16(5)	▲11	5(14)	▼9	9(6)	▲3	3(7)	▼4	54	63	9(▲16.7)
강릉시	4(6)	▼2	5(4)	▲1	5(4)	▲1	0(7)	▼7	5(5)	-	3(8)	▼5	3(6)	▼3	8(3)	▲5	8(2)	▲6	43	41	-2(▼4.7)
동해시	3(2)	▲1	0(1)	▼1	1(1)	-	0(2)	▼2	0(5)	▼5	2(4)	▼2	4(2)	▲2	5(2)	▲3	2(0)	▲2	19	17	-2(▼10.5)
태백시	0(3)	▼3	1(1)	-	0(0)	-	1(2)	▼1	2(4)	▼2	1(2)	▼1	0(0)	-	0(1)	▼1	1(0)	▲1	13	6	-7(▼53.8)
속초시	1(1)	-	2(0)	▲2	4(0)	▲4	1(1)	-	1(1)	-	3(2)	▲1	2(4)	▼2	1(3)	▼2	3(1)	▲2	12	18	6(▲50.0)
삼척시	1(0)	▲1	0(0)	-	0(1)	▼1	0(2)	▼2	2(1)	▲1	1(0)	▲1	0(1)	▼1	1(2)	▼1	2(0)	▲2	7	7	0(-)
홍천군	2(2)	-	0(2)	▼2	0(1)	▼1	2(2)	-	1(1)	-	0(4)	▼4	4(2)	▲2	2(3)	▼1	3(3)	-	17	14	-3(▼17.6)
횡성군	0(0)	-	1(1)	-	2(1)	▲1	3(1)	▲2	0(0)	-	1(1)	-	2(0)	▲2	4(0)	▲4	4(1)	▲3	4	17	13(▲325.0)
영월군	0(0)	-	2(1)	▲1	0(3)	▼3	2(1)	▲1	1(1)	-	1(1)	-	0(0)	-	0(1)	▼1	0(1)	▼1	8	6	-2(▼25.0)
평창군	0(1)	▼1	1(0)	▲1	3(1)	▲2	2(2)	-	0(1)	▼1	0(1)	▼1	4(2)	▲2	3(1)	▲2	2(2)	-	9	15	6(▲66.7)
정선군	1(1)	-	1(0)	▲1	1(2)	▼1	0(0)	-	1(1)	-	3(2)	▲1	0(0)	-	2(1)	▲1	3(2)	▲1	7	12	5(▲71.4)
철원군	1(3)	▼2	1(0)	▲1	1(1)	-	2(2)	-	1(0)	▲1	0(1)	▼1	1(2)	▼1	0(0)	-	0(1)	▼1	9	7	-2(▼22.2)
화천군	0(1)	▼1	1(0)	▲1	0(0)	-	1(0)	▲1	0(0)	-	0(1)	▼1	0(0)	-	0(2)	▼2	1(0)	▲1	4	3	-1(▼25.0)
양구군	1(0)	▲1	0(0)	-	1(0)	▲1	0(3)	▼3	0(0)	-	1(1)	-	1(0)	▲1	0(1)	▼1	0(1)	▼1	5	4	-1(▼20.0)
인제군	0(1)	▼1	0(3)	▼3	0(1)	▼1	0(1)	▼1	0(1)	▼1	1(0)	▲1	0(0)	-	1(2)	▼1	1(1)	-	9	3	-6(▼66.7)
고성군	0(1)	▼1	0(1)	▼1	0(0)	-	0(1)	▼1	0(0)	-	1(1)	-	1(1)	-	0(0)	-	0(0)	-	5	2	-3(▼60.0)
양양군	2(3)	▼1	2(0)	▲2	0(0)	-	2(1)	▲1	3(0)	▲3	0(0)	-	1(0)	▲1	0(0)	-	0(2)	▼2	4	10	6(▲150.0)