

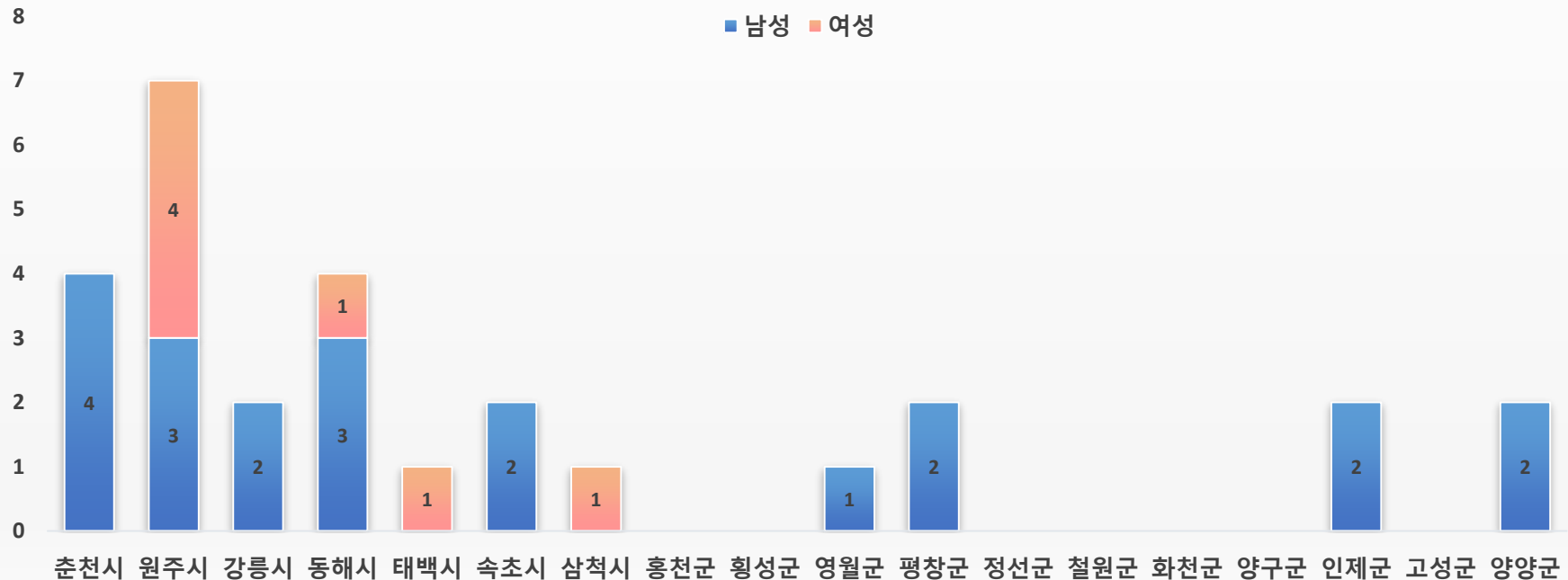
2020년 2월 강원도 자살사망자 현황

- 기간 : 2020.02.01. - 02.29.
- 근거 : 강원도자살예방센터 자체 조사자료
[자살사망자 발견지역 기준]



2020년 2월 시군별 | 자살사망자 수 | 성별

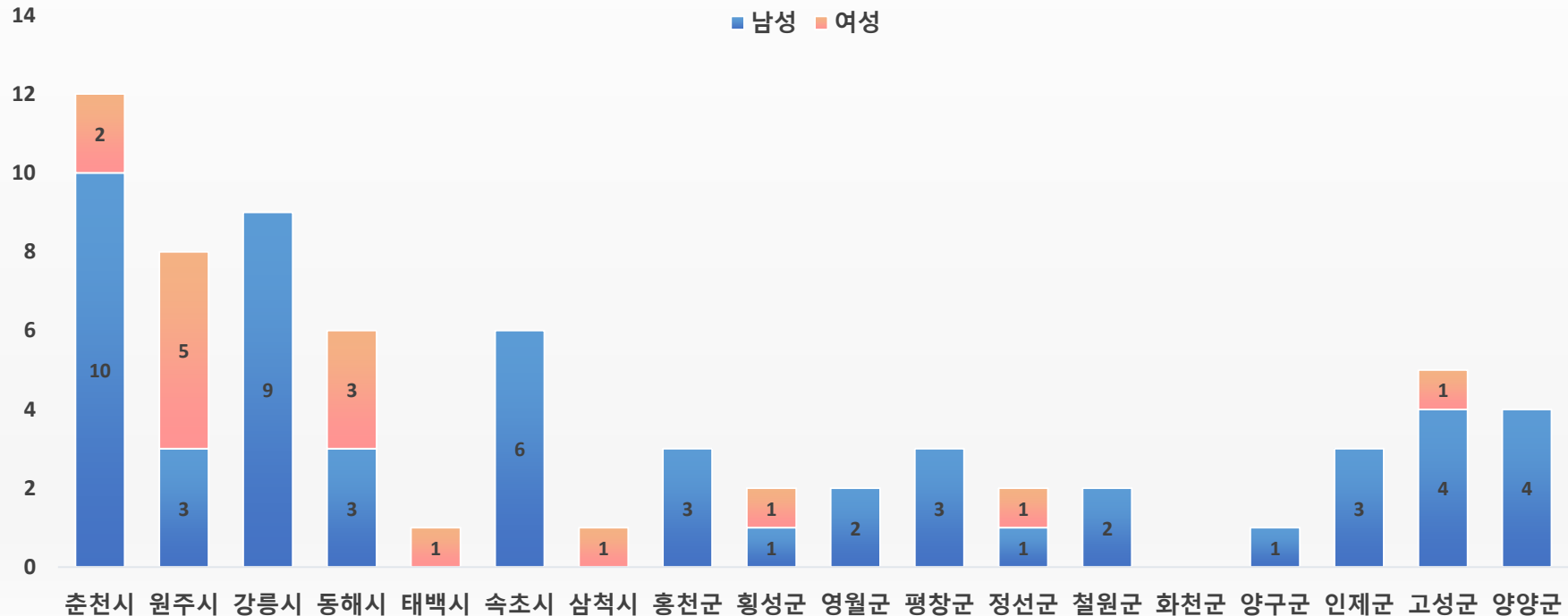
구분		춘천시	원주시	강릉시	동해시	태백시	속초시	삼척시	홍천군	횡성군	영월군	평창군	정선군	철원군	화천군	양구군	인제군	고성군	양양군	전체
남성	N	4	3	2	3	0	2	0	0	0	1	2	0	0	0	0	2	0	2	21
	%	100.0	42.9	100.0	75.0	0.0	100.0	0.0	0.0	0.0	100.0	100.0	0.0	0.0	0.0	0.0	100.0	0.0	100.0	75.0
여성	N	0	4	0	1	1	0	1	0	0	0	0	0	0	0	0	0	0	0	7
	%	0.0	57.1	0.0	25.0	100.0	0.0	100.0	0.0	0.0	0.0	0.0	0.0	0.0	0.0	0.0	0.0	0.0	0.0	25.0
전체	N	4	7	2	4	1	2	1	0	0	1	2	0	0	0	0	2	0	2	28
	%	100.0	100.0	100.0	100.0	100.0	100.0	100.0	0.0	0.0	100.0	100.0	0.0	0.0	0.0	0.0	100.0	0.0	100.0	100.0





2020년 1-2월 | 시군별 | 자살사망자 수 | 성별

구분		춘천시	원주시	강릉시	동해시	태백시	속초시	삼척시	홍천군	횡성군	영월군	평창군	정선군	철원군	화천군	양구군	인제군	고성군	양양군	전체
남성	N	10	3	9	3	0	6	0	3	1	2	3	1	2	0	1	3	4	4	55
	%	83.3	37.5	100.0	50.0	0.0	100.0	0.0	100.0	50.0	100.0	100.0	50.0	100.0	0.0	100.0	100.0	80.0	100.0	78.6
여성	N	2	5	0	3	1	0	1	0	1	0	0	1	0	0	0	0	1	0	15
	%	16.7	62.5	0.0	50.0	100.0	0.0	100.0	0.0	50.0	0.0	0.0	50.0	0.0	0.0	0.0	0.0	20.0	0.0	21.4
전체	N	12	8	9	6	1	6	1	3	2	2	3	2	2	0	1	3	5	4	70
	%	100.0	100.0	100.0	100.0	100.0	100.0	100.0	100.0	100.0	100.0	100.0	100.0	100.0	0.0	100.0	100.0	100.0	100.0	100.0





2020년 2월 시군별 | 자살사망자 수 | 연령대

구분		춘천시	원주시	강릉시	동해시	태백시	속초시	삼척시	홍천군	횡성군	영월군	평창군	정선군	철원군	화천군	양구군	인제군	고성군	양양군	전체
10대	N	0	0	0	0	0	0	0	0	0	0	0	0	0	0	0	0	0	0	0
	%	0.0	0.0	0.0	0.0	0.0	0.0	0.0	0.0	0.0	0.0	0.0	0.0	0.0	0.0	0.0	0.0	0.0	0.0	0.0
20대	N	1	1	0	0	0	0	0	0	0	0	0	0	0	0	0	0	0	0	2
	%	25.0	14.3	0.0	0.0	0.0	0.0	0.0	0.0	0.0	0.0	0.0	0.0	0.0	0.0	0.0	0.0	0.0	0.0	7.1
30대	N	1	0	0	0	0	0	0	0	0	0	1	0	0	0	0	0	0	0	2
	%	25.0	0.0	0.0	0.0	0.0	0.0	0.0	0.0	0.0	0.0	50.0	0.0	0.0	0.0	0.0	0.0	0.0	0.0	7.1
40대	N	2	1	2	1	0	0	0	0	0	0	1	0	0	0	0	1	0	1	9
	%	50.0	14.3	100.0	25.0	0.0	0.0	0.0	0.0	0.0	0.0	50.0	0.0	0.0	0.0	0.0	50.0	0.0	50.0	32.1
50대	N	0	2	0	2	0	2	1	0	0	0	0	0	0	0	0	0	0	1	8
	%	0.0	28.6	0.0	50.0	0.0	100.0	100.0	0.0	0.0	0.0	0.0	0.0	0.0	0.0	0.0	0.0	0.0	50.0	28.6
60대	N	0	1	0	1	1	0	0	0	0	1	0	0	0	0	0	0	0	0	4
	%	0.0	14.3	0.0	25.0	100.0	0.0	0.0	0.0	0.0	100.0	0.0	0.0	0.0	0.0	0.0	0.0	0.0	0.0	14.3
70대	N	0	0	0	0	0	0	0	0	0	0	0	0	0	0	0	0	0	0	0
	%	0.0	0.0	0.0	0.0	0.0	0.0	0.0	0.0	0.0	0.0	0.0	0.0	0.0	0.0	0.0	0.0	0.0	0.0	0.0
80대	N	0	2	0	0	0	0	0	0	0	0	0	0	0	0	0	0	0	0	2
	%	0.0	28.6	0.0	0.0	0.0	0.0	0.0	0.0	0.0	0.0	0.0	0.0	0.0	0.0	0.0	0.0	0.0	0.0	7.1
90대 이상	N	0	0	0	0	0	0	0	0	0	0	0	0	0	0	0	1	0	0	1
	%	0.0	0.0	0.0	0.0	0.0	0.0	0.0	0.0	0.0	0.0	0.0	0.0	0.0	0.0	0.0	50.0	0.0	0.0	3.6
전체	N	4	7	2	4	1	2	1	0	0	1	2	0	0	0	0	2	0	2	28
	%	100.0	100.0	100.0	100.0	100.0	100.0	100.0	0.0	0.0	100.0	100.0	0.0	0.0	0.0	0.0	100.0	0.0	100.0	100.0



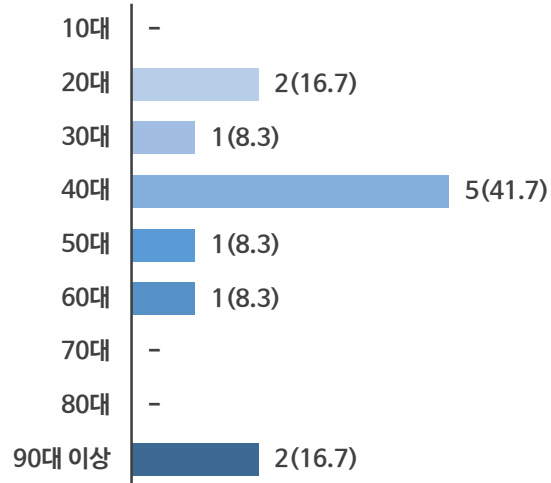
2020년 1-2월 | 시군별 | 자살사망자 수 | 연령대

구분		춘천시	원주시	강릉시	동해시	태백시	속초시	삼척시	홍천군	횡성군	영월군	평창군	정선군	철원군	화천군	양구군	인제군	고성군	양양군	전체
10대	N	0	0	0	0	0	0	0	0	0	0	0	0	0	0	0	0	0	0	0
	%	0.0	0.0	0.0	0.0	0.0	0.0	0.0	0.0	0.0	0.0	0.0	0.0	0.0	0.0	0.0	0.0	0.0	0.0	0.0
20대	N	2	1	0	0	0	1	0	0	0	0	1	0	1	0	0	0	1	0	7
	%	16.7	12.5	0.0	0.0	0.0	16.7	0.0	0.0	0.0	0.0	33.3	0.0	50.0	0.0	0.0	0.0	20.0	0.0	10.0
30대	N	1	1	0	0	0	1	0	1	0	0	1	0	0	0	0	0	1	0	6
	%	8.3	12.5	0.0	0.0	0.0	16.7	0.0	33.3	0.0	0.0	33.3	0.0	0.0	0.0	0.0	0.0	20.0	0.0	8.6
40대	N	5	1	3	2	0	0	0	1	0	0	1	1	1	0	0	1	1	3	20
	%	41.7	12.5	33.3	33.3	0.0	0.0	0.0	33.3	0.0	0.0	33.3	50.0	50.0	0.0	0.0	33.3	20.0	75.0	28.6
50대	N	1	2	0	2	0	2	1	0	0	1	0	0	0	0	0	0	1	1	11
	%	8.3	25.0	0.0	33.3	0.0	33.3	100.0	0.0	0.0	50.0	0.0	0.0	0.0	0.0	0.0	0.0	20.0	25.0	15.7
60대	N	1	1	1	1	1	1	0	1	0	1	0	1	0	0	0	1	1	0	11
	%	8.3	12.5	11.1	16.7	100.0	16.7	0.0	33.3	0.0	50.0	0.0	50.0	0.0	0.0	0.0	33.3	20.0	0.0	15.7
70대	N	0	0	2	0	0	0	0	0	1	0	0	0	0	0	0	0	0	0	3
	%	0.0	0.0	22.2	0.0	0.0	0.0	0.0	0.0	50.0	0.0	0.0	0.0	0.0	0.0	0.0	0.0	0.0	0.0	4.3
80대	N	0	2	2	0	0	1	0	0	1	0	0	0	0	0	1	0	0	0	7
	%	0.0	25.0	22.2	0.0	0.0	16.7	0.0	0.0	50.0	0.0	0.0	0.0	0.0	0.0	100.0	0.0	0.0	0.0	10.0
90대 이상	N	2	0	1	1	0	0	0	0	0	0	0	0	0	0	0	1	0	0	5
	%	16.7	0.0	11.1	16.7	0.0	0.0	0.0	0.0	0.0	0.0	0.0	0.0	0.0	0.0	0.0	33.3	0.0	0.0	7.1
전체	N	12	8	9	6	1	6	1	3	2	2	3	2	2	0	1	3	5	4	70
	%	100.0	100.0	100.0	100.0	100.0	100.0	100.0	100.0	100.0	100.0	100.0	100.0	100.0	0.0	100.0	100.0	100.0	100.0	100.0

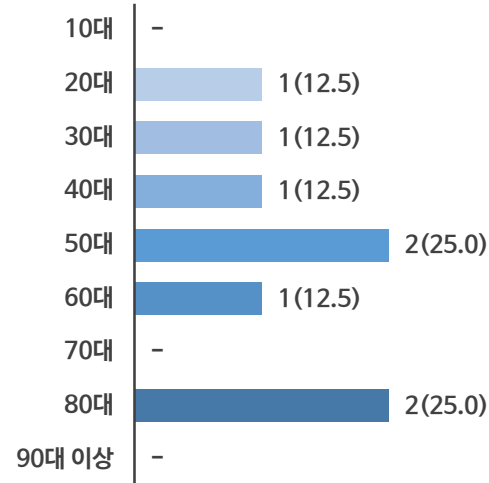


2020년 1-2월 | 시군별 | 자살사망자 수 | 연령대 (단위 : 시)

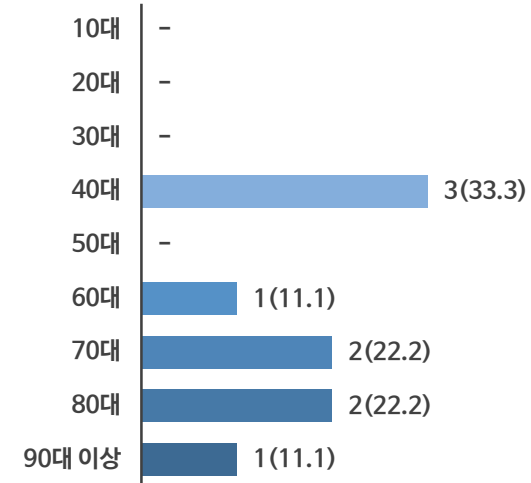
춘천시



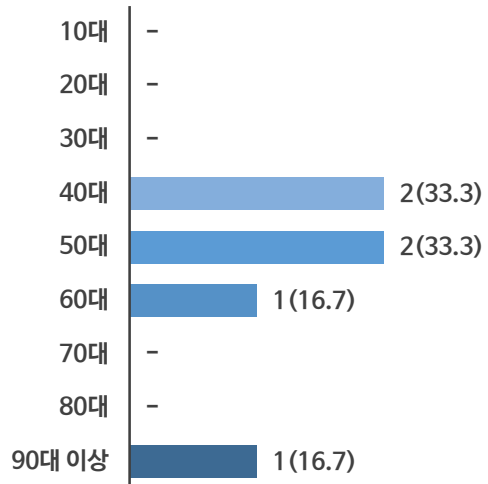
원주시




강릉시



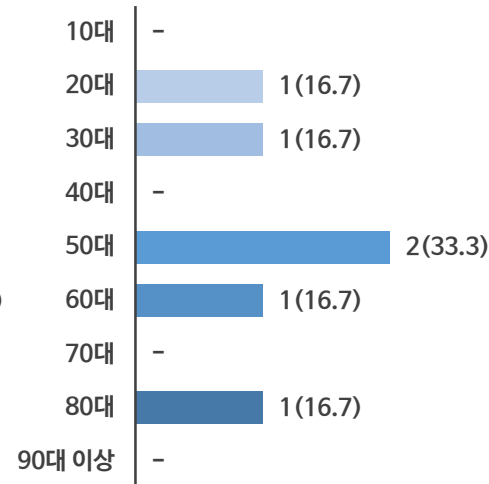
동해시




태백시



속초시



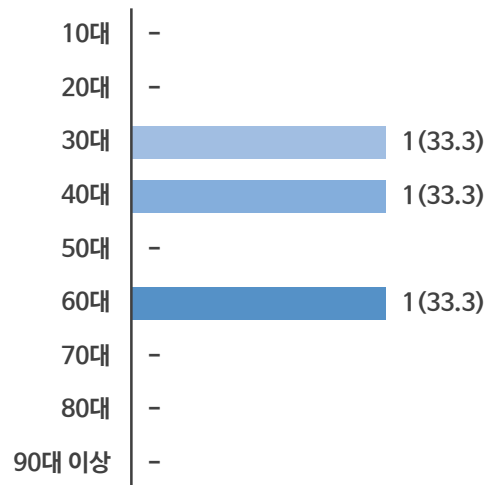
삼척시



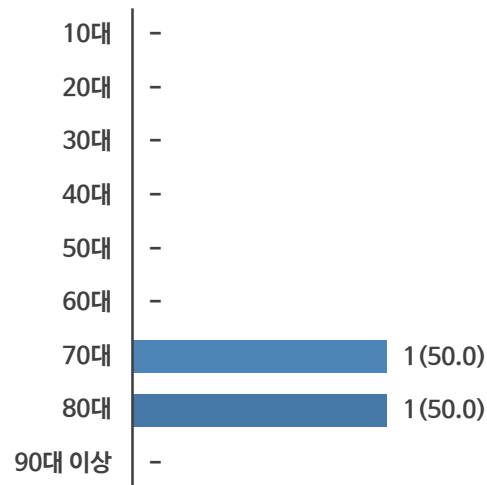


2020년 1-2월 시군별 | 자살사망자 수 | 연령대 (단위 : 군)

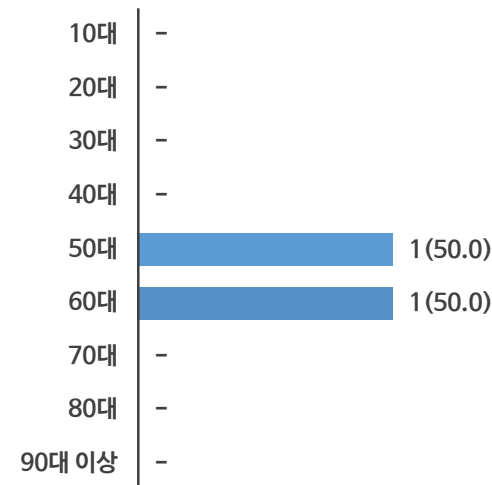
홍천군



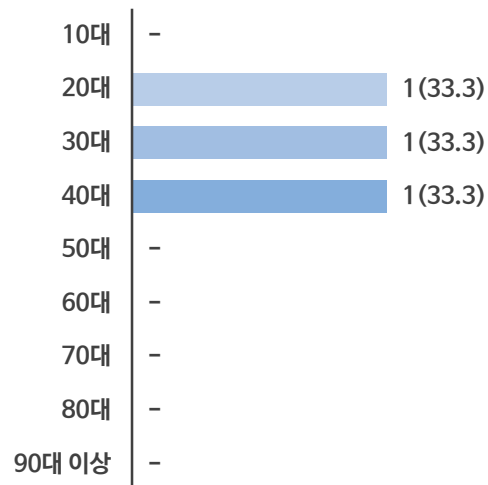
횡성군



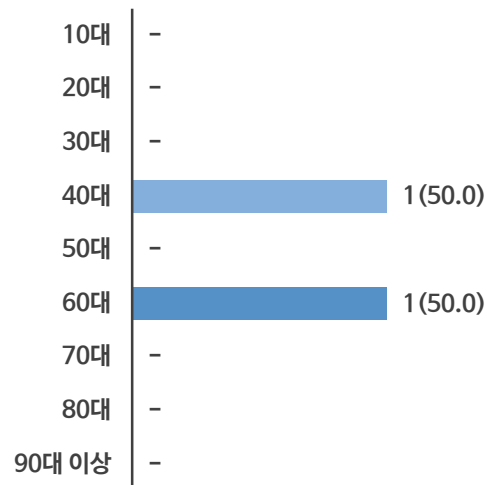
영월군



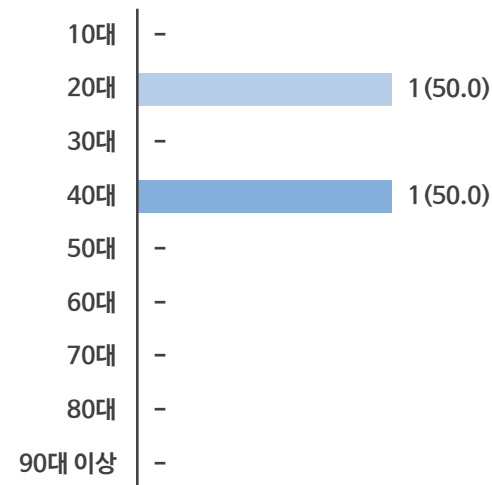
평창군



정선군



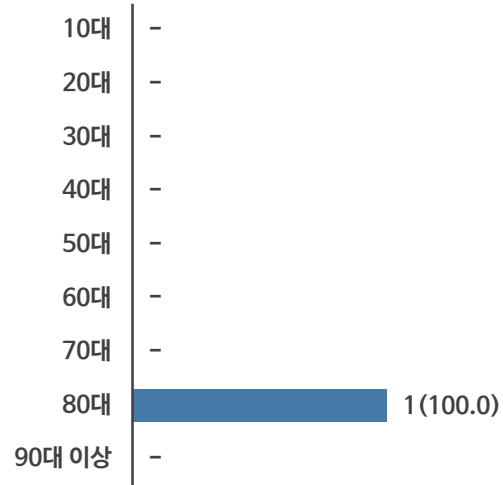
철원군



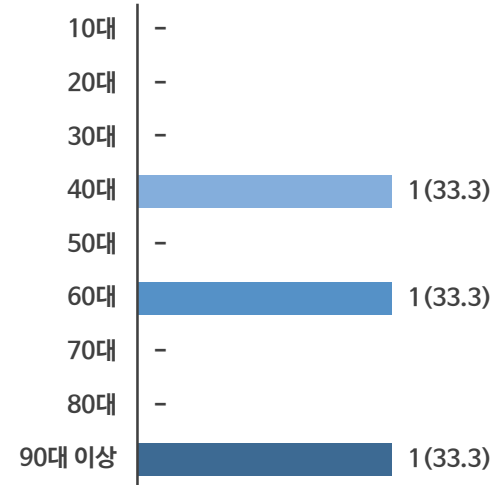


2020년 1-2월 | 시군별 | 자살사망자 수 연령대 (단위 : 군)

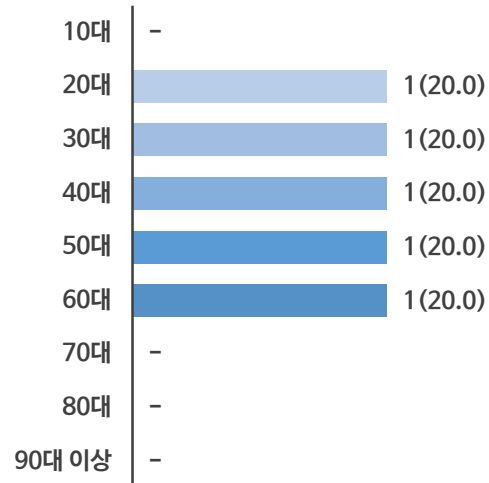
양구군



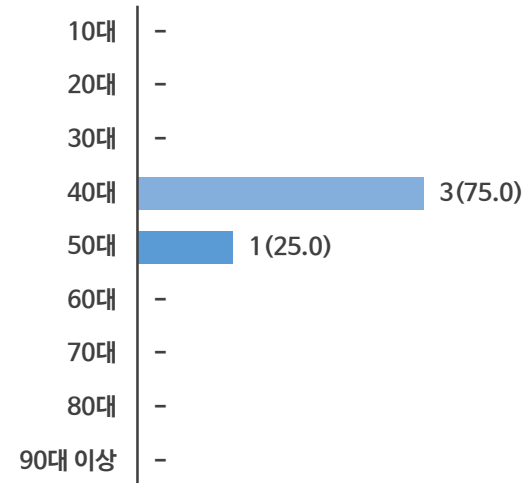
인제군



고성군



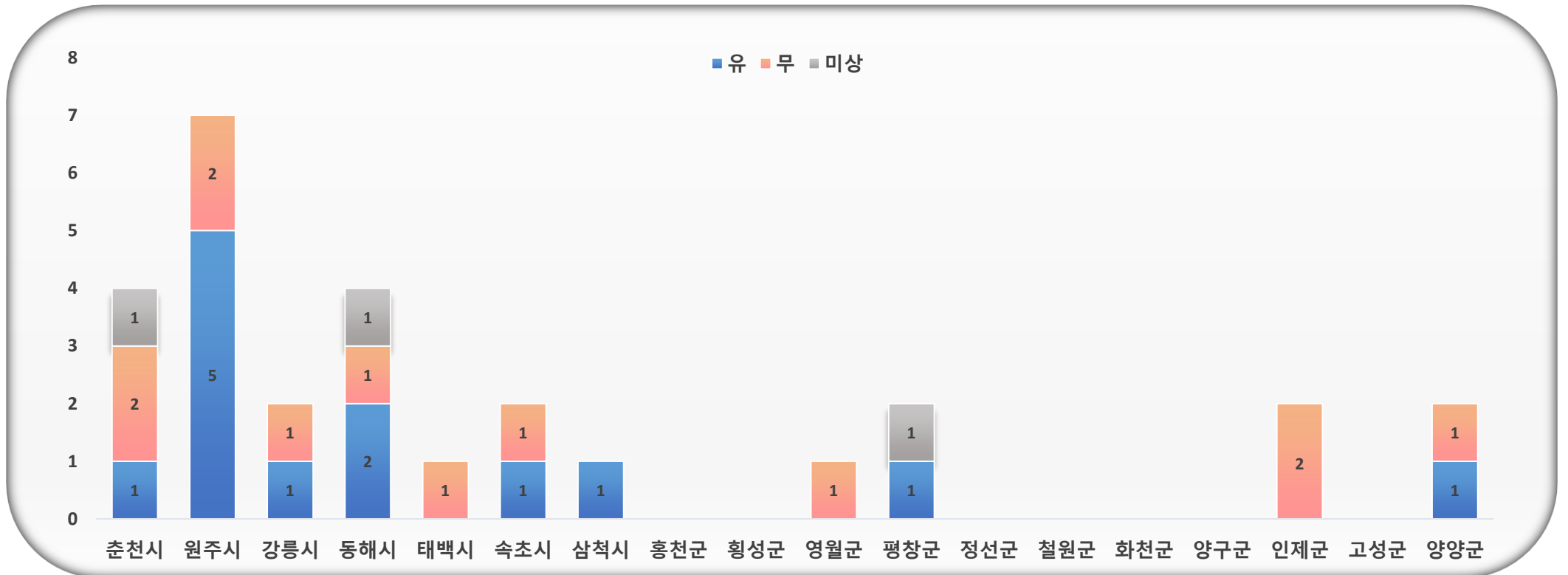
양양군





2020년 2월 시군별 | 자살사망자 수 | 직업유무

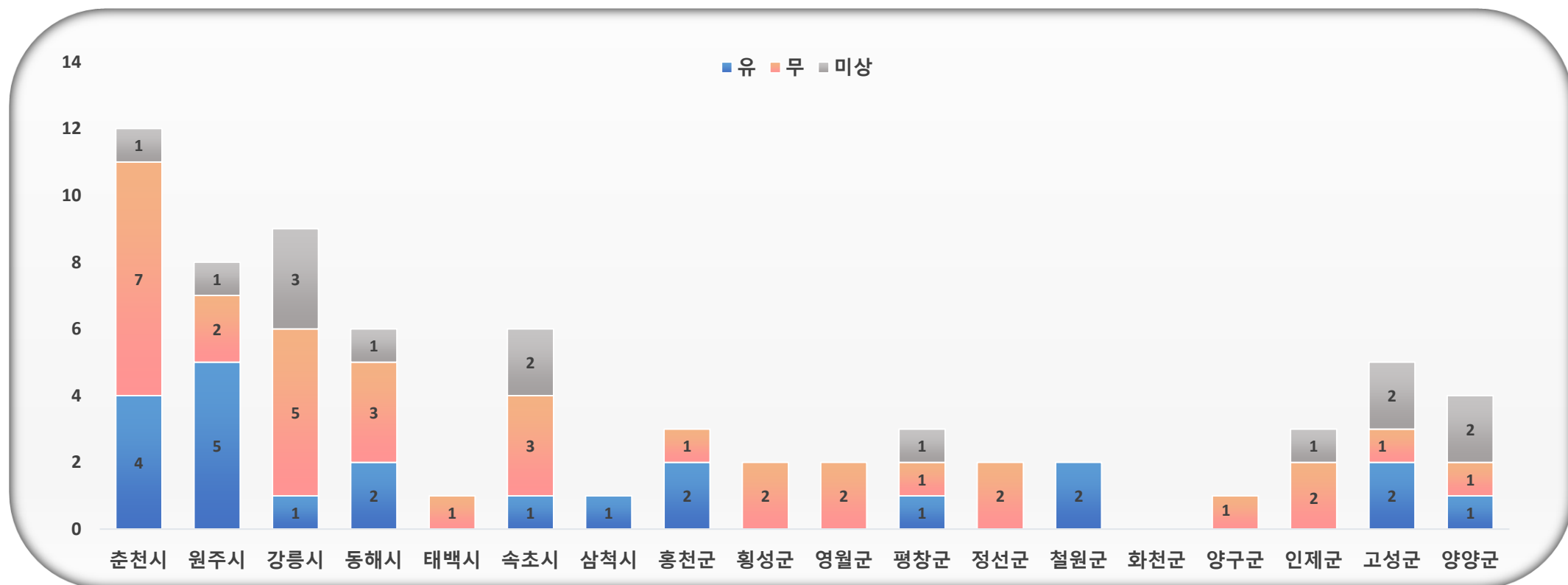
구분		춘천시	원주시	강릉시	동해시	태백시	속초시	삼척시	홍천군	횡성군	영월군	평창군	정선군	철원군	화천군	양구군	인제군	고성군	양양군	전체
유	N	1	5	1	2	0	1	1	0	0	0	1	0	0	0	0	0	0	1	13
	%	25.0	71.4	50.0	50.0	0.0	50.0	100.0	0.0	0.0	0.0	50.0	0.0	0.0	0.0	0.0	0.0	0.0	50.0	46.4
무	N	2	2	1	1	1	1	0	0	0	1	0	0	0	0	0	2	0	1	12
	%	50.0	28.6	50.0	25.0	100.0	50.0	0.0	0.0	0.0	100.0	0.0	0.0	0.0	0.0	0.0	100.0	0.0	50.0	42.9
미상	N	1	0	0	1	0	0	0	0	0	0	1	0	0	0	0	0	0	0	3
	%	25.0	0.0	0.0	25.0	0.0	0.0	0.0	0.0	0.0	0.0	50.0	0.0	0.0	0.0	0.0	0.0	0.0	0.0	10.7
전체	N	4	7	2	4	1	2	1	0	0	1	2	0	0	0	0	2	0	2	28
	%	100.0	100.0	100.0	100.0	100.0	100.0	100.0	0.0	0.0	100.0	100.0	0.0	0.0	0.0	0.0	100.0	0.0	100.0	100.0





2020년 1-2월 | 시군별 | 자살사망자 수 | 직업유무

구분		춘천시	원주시	강릉시	동해시	태백시	속초시	삼척시	홍천군	횡성군	영월군	평창군	정선군	철원군	화천군	양구군	인제군	고성군	양양군	전체
유	N	4	5	1	2	0	1	1	2	0	0	1	0	2	0	0	0	2	1	22
	%	33.3	62.5	11.1	33.3	0.0	16.7	100.0	66.7	0.0	0.0	33.3	0.0	100.0	0.0	0.0	0.0	40.0	25.0	31.4
무	N	7	2	5	3	1	3	0	1	2	2	1	2	0	0	1	2	1	1	34
	%	58.3	25.0	55.6	50.0	100.0	50.0	0.0	33.3	100.0	100.0	33.3	100.0	0.0	0.0	100.0	66.7	20.0	25.0	48.6
미상	N	1	1	3	1	0	2	0	0	0	0	1	0	0	0	0	1	2	2	14
	%	8.3	12.5	33.3	16.7	0.0	33.3	0.0	0.0	0.0	0.0	33.3	0.0	0.0	0.0	0.0	33.3	40.0	50.0	20.0
전체	N	12	8	9	6	1	6	1	3	2	2	3	2	2	0	1	3	5	4	70
	%	100.0	100.0	100.0	100.0	100.0	100.0	100.0	100.0	100.0	100.0	100.0	100.0	100.0	0.0	100.0	100.0	100.0	100.0	100.0





2020년 2월 시군별 | 자살사망자 수 | 사망시간

구분		춘천시	원주시	강릉시	동해시	태백시	속초시	삼척시	홍천군	횡성군	영월군	평창군	정선군	철원군	화천군	양구군	인제군	고성군	양양군	전체
0~6시	N	0	0	0	1	0	1	0	0	0	0	0	0	0	0	0	0	0	0	2
	%	0.0	0.0	0.0	25.0	0.0	50.0	0.0	0.0	0.0	0.0	0.0	0.0	0.0	0.0	0.0	0.0	0.0	0.0	7.1
6~12시	N	0	3	1	1	0	0	0	0	0	0	0	0	0	0	0	2	0	0	7
	%	0.0	42.9	50.0	25.0	0.0	0.0	0.0	0.0	0.0	0.0	0.0	0.0	0.0	0.0	0.0	100.0	0.0	0.0	25.0
12~18시	N	2	3	1	2	0	0	1	0	0	0	1	0	0	0	0	0	0	1	11
	%	50.0	42.9	50.0	50.0	0.0	0.0	100.0	0.0	0.0	0.0	50.0	0.0	0.0	0.0	0.0	0.0	0.0	50.0	39.3
18~24시	N	2	1	0	0	1	1	0	0	0	1	1	0	0	0	0	0	0	1	8
	%	50.0	14.3	0.0	0.0	100.0	50.0	0.0	0.0	0.0	100.0	50.0	0.0	0.0	0.0	0.0	0.0	0.0	50.0	28.6
전체	N	4	7	2	4	1	2	1	0	0	1	2	0	0	0	0	2	0	2	28
	%	100.0	100.0	100.0	100.0	100.0	100.0	100.0	0.0	0.0	100.0	100.0	0.0	0.0	0.0	0.0	100.0	0.0	100.0	100.0

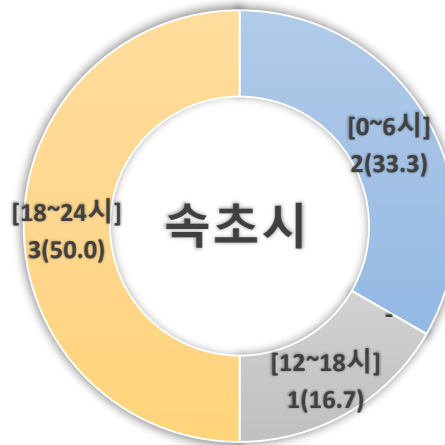
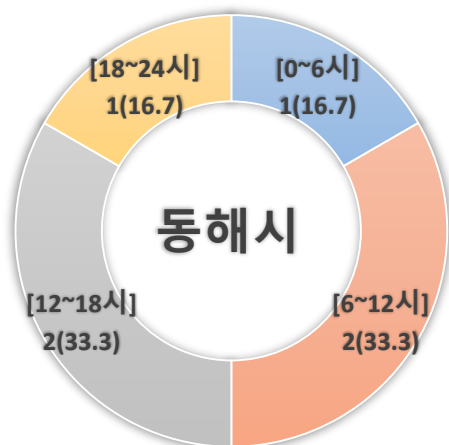
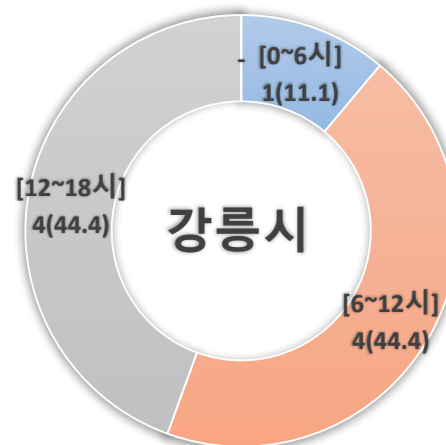
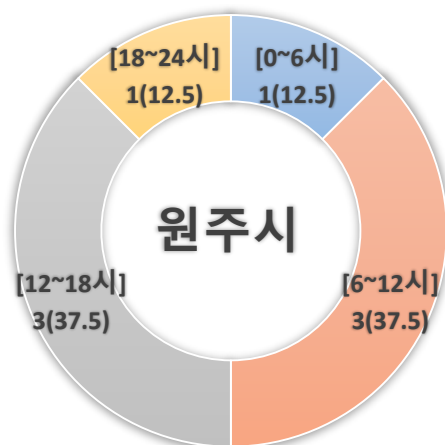
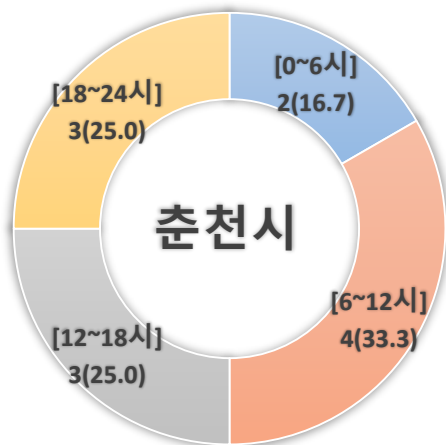


2020년 1-2월 | 시군별 | 자살사망자 수 | 사망시간

구분		춘천시	원주시	강릉시	동해시	태백시	속초시	삼척시	홍천군	횡성군	영월군	평창군	정선군	철원군	화천군	양구군	인제군	고성군	양양군	전체
0~6시	N	2	1	1	1	0	2	0	0	0	0	0	0	0	0	0	0	1	0	8
	%	16.7	12.5	11.1	16.7	0.0	33.3	0.0	0.0	0.0	0.0	0.0	0.0	0.0	0.0	0.0	0.0	20.0	0.0	11.4
6~12시	N	4	3	4	2	0	0	0	2	2	0	0	1	1	0	1	3	1	0	24
	%	33.3	37.5	44.4	33.3	0.0	0.0	0.0	66.7	100.0	0.0	0.0	50.0	50.0	0.0	100.0	100.0	20.0	0.0	34.3
12~18시	N	3	3	4	2	0	1	1	1	0	1	1	1	1	0	0	0	3	3	25
	%	25.0	37.5	44.4	33.3	0.0	16.7	100.0	33.3	0.0	50.0	33.3	50.0	50.0	0.0	0.0	0.0	60.0	75.0	35.7
18~24시	N	3	1	0	1	1	3	0	0	0	1	2	0	0	0	0	0	0	1	13
	%	25.0	12.5	0.0	16.7	100.0	50.0	0.0	0.0	0.0	50.0	66.7	0.0	0.0	0.0	0.0	0.0	0.0	25.0	18.6
전체	N	12	8	9	6	1	6	1	3	2	2	3	2	2	0	1	3	5	4	70
	%	100.0	100.0	100.0	100.0	100.0	100.0	100.0	100.0	100.0	100.0	100.0	100.0	100.0	0.0	100.0	100.0	100.0	100.0	100.0

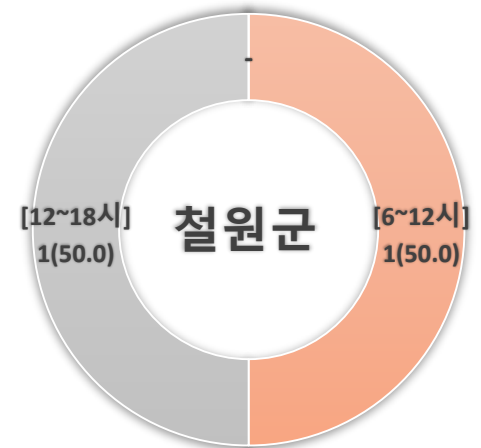
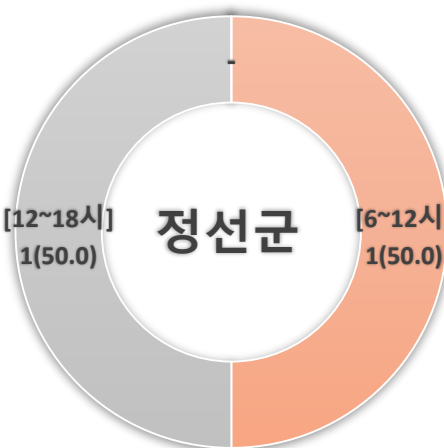
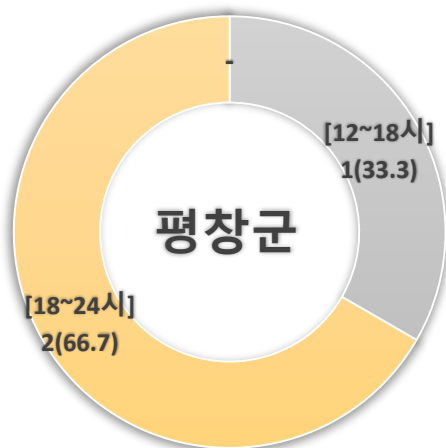
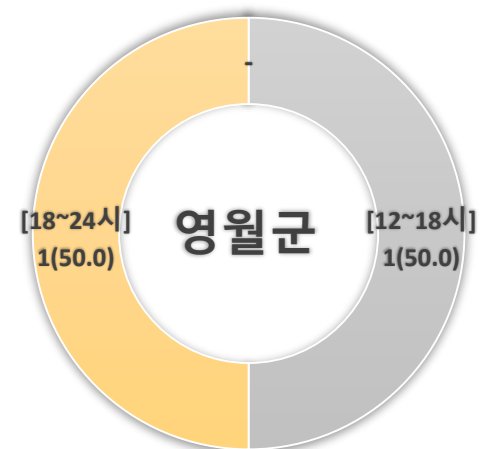
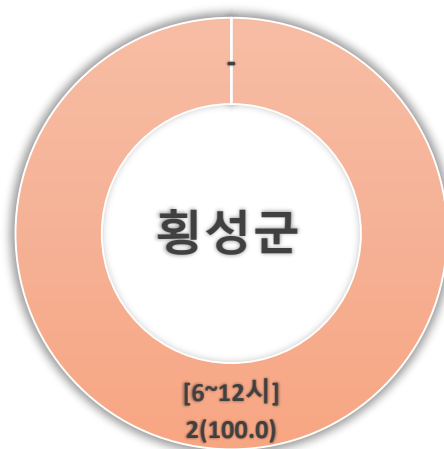
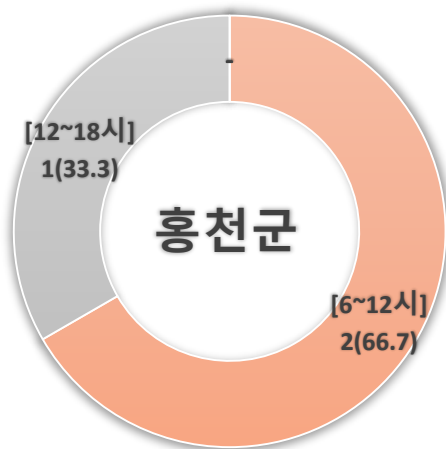


2020년 1-2월 | 시군별 | 자살사망자 수 | 사망시간 (단위 : 시)



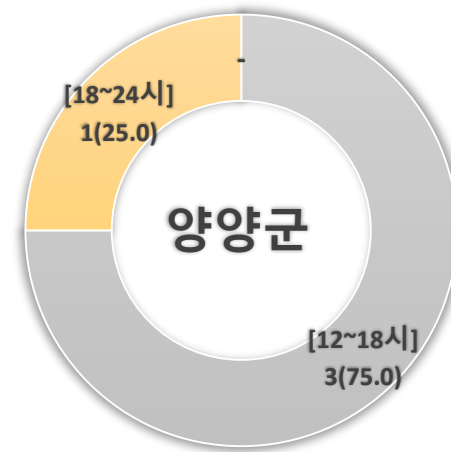
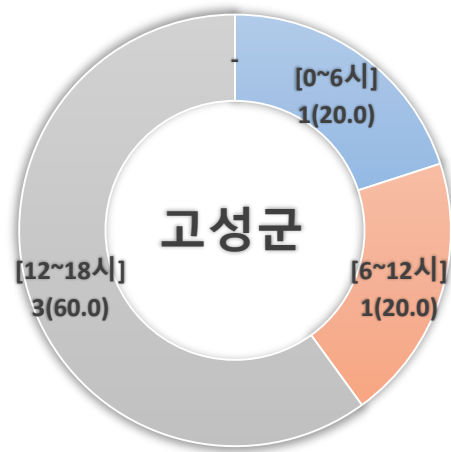
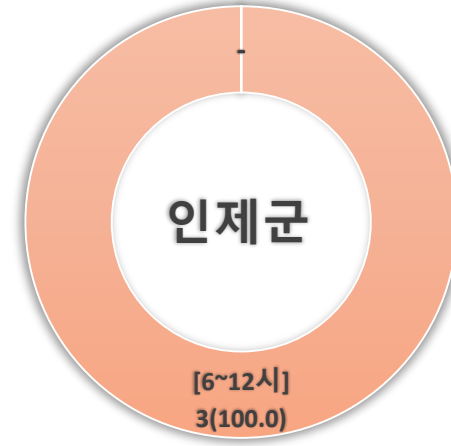
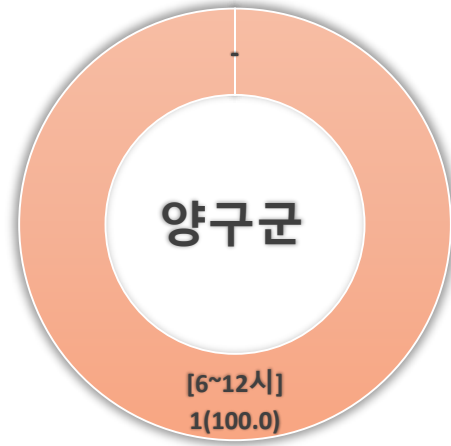


2020년 1-2월 | 시군별 | 자살사망자 수 | 사망시간 (단위 : 군)





2020년 1-2월 | 시군별 | 자살사망자 수 | 사망시간 (단위 : 군)





2020년 2월 시군별 | 자살사망자 수 | 사망장소

구분		춘천시	원주시	강릉시	동해시	태백시	속초시	삼척시	홍천군	횡성군	영월군	평창군	정선군	철원군	화천군	양구군	인제군	고성군	양양군	전체
강	N	1	0	0	0	0	0	0	0	0	0	0	0	0	0	0	0	0	0	1
	%	25.0	0.0	0.0	0.0	0.0	0.0	0.0	0.0	0.0	0.0	0.0	0.0	0.0	0.0	0.0	0.0	0.0	0.0	3.6
공동주택	N	2	4	1	2	0	0	0	0	0	0	1	0	0	0	0	0	0	0	10
	%	50.0	57.1	50.0	50.0	0.0	0.0	0.0	0.0	0.0	0.0	50.0	0.0	0.0	0.0	0.0	0.0	0.0	0.0	35.7
상업. 서비스시설	N	0	1	0	2	0	0	0	0	0	0	0	0	0	0	0	0	0	0	3
	%	0.0	14.3	0.0	50.0	0.0	0.0	0.0	0.0	0.0	0.0	0.0	0.0	0.0	0.0	0.0	0.0	0.0	0.0	10.7
직장	N	0	0	1	0	0	0	0	0	0	0	0	0	0	0	0	0	0	0	1
	%	0.0	0.0	50.0	0.0	0.0	0.0	0.0	0.0	0.0	0.0	0.0	0.0	0.0	0.0	0.0	0.0	0.0	0.0	3.6
단독주택	N	0	2	0	0	1	2	1	0	0	1	0	0	0	0	0	1	0	1	9
	%	0.0	28.6	0.0	0.0	100.0	100.0	100.0	0.0	0.0	100.0	0.0	0.0	0.0	0.0	0.0	50.0	0.0	50.0	32.1
차량	N	1	0	0	0	0	0	0	0	0	0	1	0	0	0	0	0	0	1	3
	%	25.0	0.0	0.0	0.0	0.0	0.0	0.0	0.0	0.0	0.0	50.0	0.0	0.0	0.0	0.0	0.0	0.0	50.0	10.7
기타(노상, 주차장 등)	N	0	0	0	0	0	0	0	0	0	0	0	0	0	0	0	1	0	0	1
	%	0.0	0.0	0.0	0.0	0.0	0.0	0.0	0.0	0.0	0.0	0.0	0.0	0.0	0.0	0.0	50.0	0.0	0.0	3.6
전체	N	4	7	2	4	1	2	1	0	0	1	2	0	0	0	0	2	0	2	28
	%	100.0	100.0	100.0	100.0	100.0	100.0	100.0	0.0	0.0	100.0	100.0	0.0	0.0	0.0	0.0	100.0	0.0	100.0	100.0



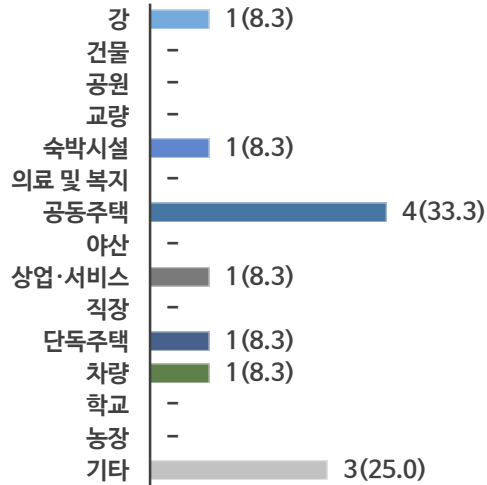
2020년 1-2월 시군별 | 자살사망자 수 | 사망장소

구분		춘천시	원주시	강릉시	동해시	태백시	속초시	삼척시	홍천군	횡성군	영월군	평창군	정선군	철원군	화천군	양구군	인제군	고성군	양양군	전체
강	N	1	0	0	0	0	0	0	0	0	0	0	0	0	0	0	0	0	0	1
	%	8.3	0.0	0.0	0.0	0.0	0.0	0.0	0.0	0.0	0.0	0.0	0.0	0.0	0.0	0.0	0.0	0.0	0.0	1.4
건물	N	0	0	0	0	0	0	0	0	0	0	0	0	0	0	0	0	0	0	0
	%	0.0	0.0	0.0	0.0	0.0	0.0	0.0	0.0	0.0	0.0	0.0	0.0	0.0	0.0	0.0	0.0	0.0	0.0	0.0
공원	N	0	0	0	0	0	0	0	0	0	0	0	0	0	0	0	0	0	0	0
	%	0.0	0.0	0.0	0.0	0.0	0.0	0.0	0.0	0.0	0.0	0.0	0.0	0.0	0.0	0.0	0.0	0.0	0.0	0.0
교량	N	0	0	0	0	0	0	0	0	0	0	0	0	0	0	0	0	0	0	0
	%	0.0	0.0	0.0	0.0	0.0	0.0	0.0	0.0	0.0	0.0	0.0	0.0	0.0	0.0	0.0	0.0	0.0	0.0	0.0
숙박시설	N	1	0	1	0	0	0	0	0	0	0	0	0	0	0	0	0	2	0	4
	%	8.3	0.0	11.1	0.0	0.0	0.0	0.0	0.0	0.0	0.0	0.0	0.0	0.0	0.0	0.0	0.0	40.0	0.0	5.7
의료 및 복 지기관	N	0	0	0	0	0	0	0	0	0	0	0	0	0	0	0	0	0	0	0
	%	0.0	0.0	0.0	0.0	0.0	0.0	0.0	0.0	0.0	0.0	0.0	0.0	0.0	0.0	0.0	0.0	0.0	0.0	0.0
공동주택	N	4	5	3	3	0	2	0	0	1	0	1	0	1	0	0	0	1	0	21
	%	33.3	62.5	33.3	50.0	0.0	33.3	0.0	0.0	50.0	0.0	33.3	0.0	50.0	0.0	0.0	0.0	20.0	0.0	30.0
야산	N	0	0	0	0	0	0	0	0	0	0	0	0	0	0	0	0	0	1	1
	%	0.0	0.0	0.0	0.0	0.0	0.0	0.0	0.0	0.0	0.0	0.0	0.0	0.0	0.0	0.0	0.0	0.0	25.0	1.4
상업.서비스 시설	N	1	1	0	2	0	0	0	0	0	0	0	0	0	0	0	0	0	0	4
	%	8.3	12.5	0.0	33.3	0.0	0.0	0.0	0.0	0.0	0.0	0.0	0.0	0.0	0.0	0.0	0.0	0.0	0.0	5.7
직장	N	0	0	1	0	0	0	0	0	0	0	0	0	0	0	0	0	0	0	1
	%	0.0	0.0	11.1	0.0	0.0	0.0	0.0	0.0	0.0	0.0	0.0	0.0	0.0	0.0	0.0	0.0	0.0	0.0	1.4
단독주택	N	1	2	2	0	1	3	1	2	0	1	0	1	0	0	1	2	0	1	18
	%	8.3	25.0	22.2	0.0	100.0	50.0	100.0	66.7	0.0	50.0	0.0	50.0	0.0	0.0	100.0	66.7	0.0	25.0	25.7
차량	N	1	0	0	0	0	0	0	0	0	0	1	0	0	0	0	0	0	1	3
	%	8.3	0.0	0.0	0.0	0.0	0.0	0.0	0.0	0.0	0.0	33.3	0.0	0.0	0.0	0.0	0.0	0.0	25.0	4.3
학교	N	0	0	0	0	0	0	0	0	0	0	0	0	0	0	0	0	0	0	0
	%	0.0	0.0	0.0	0.0	0.0	0.0	0.0	0.0	0.0	0.0	0.0	0.0	0.0	0.0	0.0	0.0	0.0	0.0	0.0
농장	N	0	0	0	0	0	0	0	0	0	0	0	0	0	0	0	0	0	0	0
	%	0.0	0.0	0.0	0.0	0.0	0.0	0.0	0.0	0.0	0.0	0.0	0.0	0.0	0.0	0.0	0.0	0.0	0.0	0.0
기타(노상, 주차장 등)	N	3	0	2	1	0	1	0	1	1	1	1	1	1	0	0	1	2	1	17
	%	25.0	0.0	22.2	16.7	0.0	16.7	0.0	33.3	50.0	50.0	33.3	50.0	50.0	0.0	0.0	33.3	40.0	25.0	24.3
전체	N	12	8	9	6	1	6	1	3	2	2	3	2	2	0	1	3	5	4	70
	%	100.0	100.0	100.0	100.0	100.0	100.0	100.0	100.0	100.0	100.0	100.0	100.0	100.0	0.0	100.0	100.0	100.0	100.0	100.0

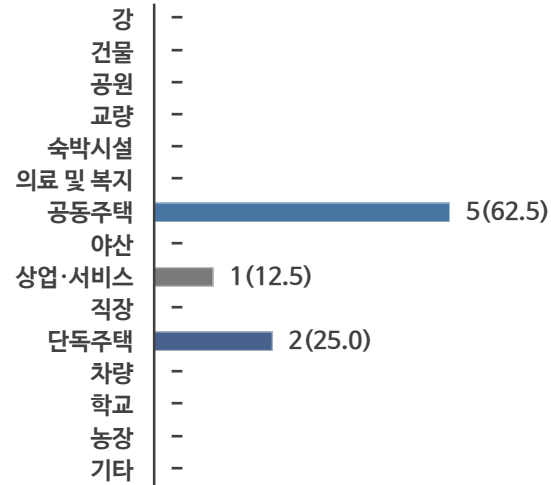


2020년 1-2월 | 시군별 | 자살사망자 수 | 사망장소 (단위 : 시)

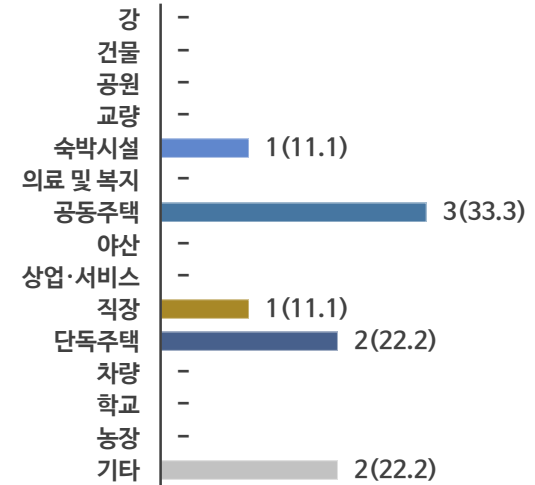
춘천시



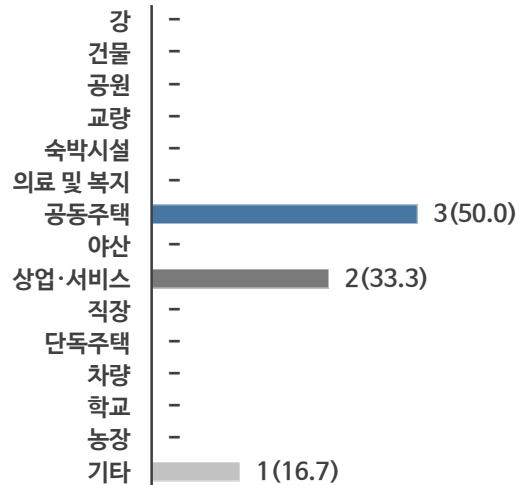
원주시




강릉시



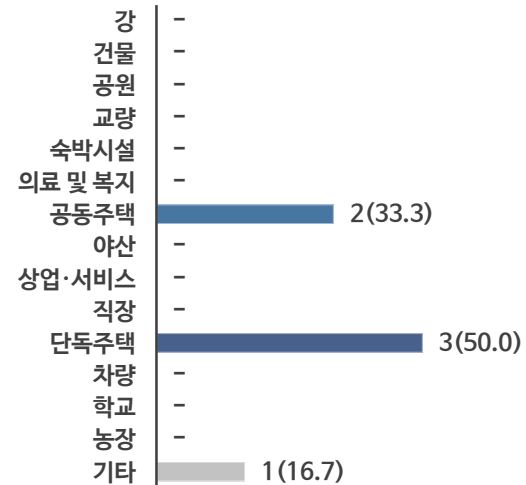
동해시




태백시



속초시



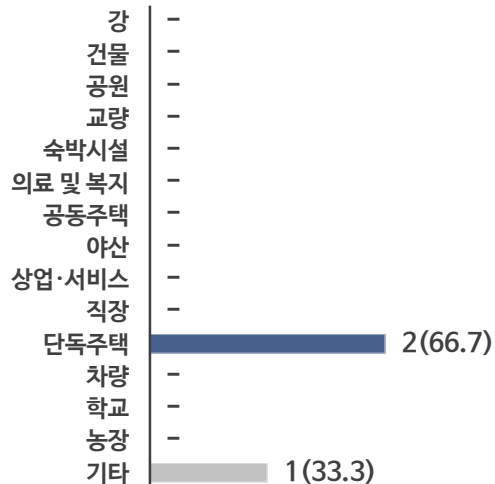
삼척시



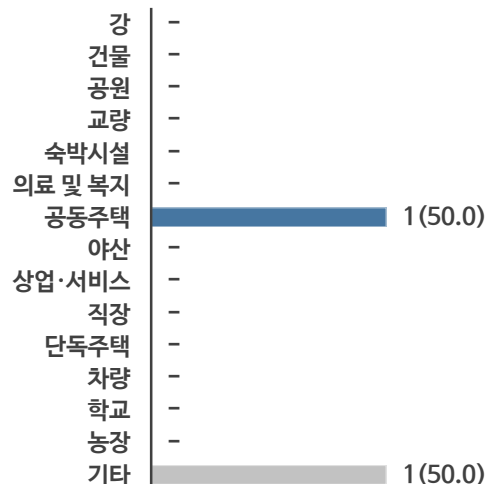


2020년 1-2월 | 시군별 | 자살사망자 수 | 사망장소 (단위 : 군)

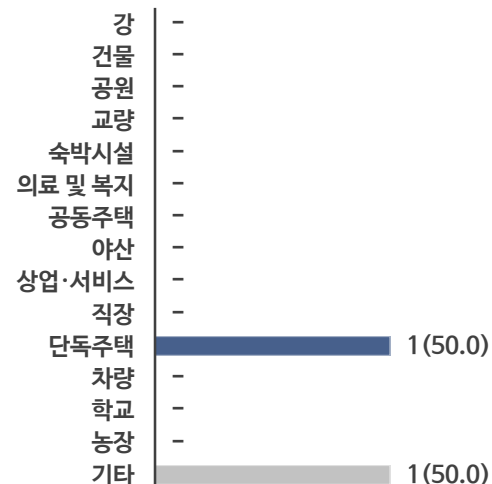
홍천군



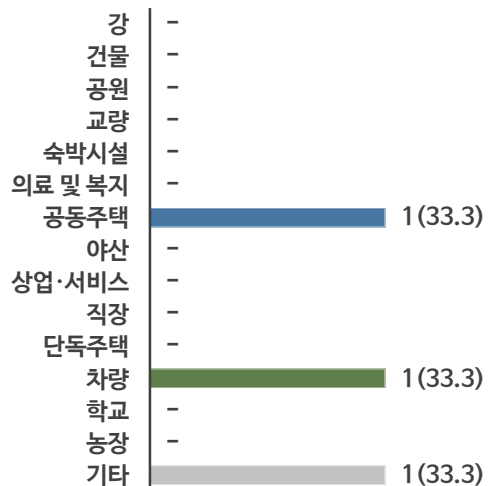
횡성군



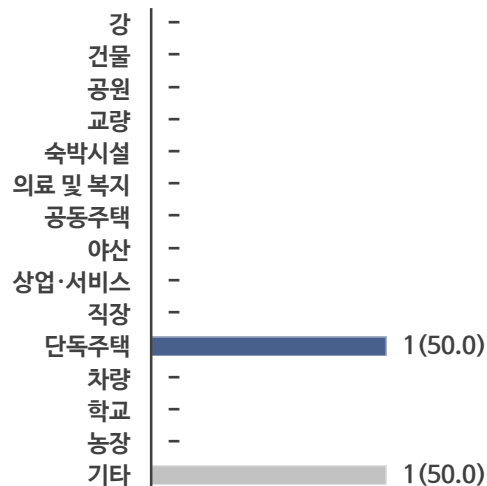
영월군



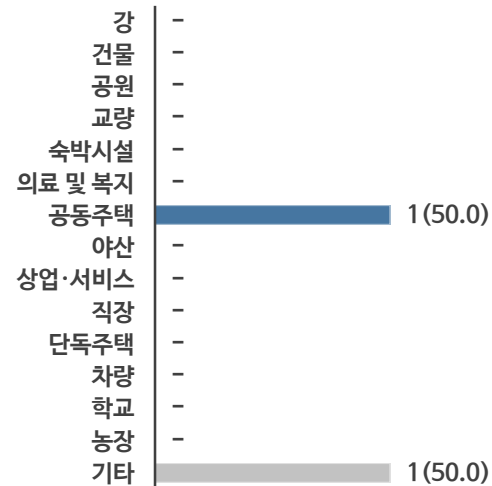
평창군



정선군




철원군



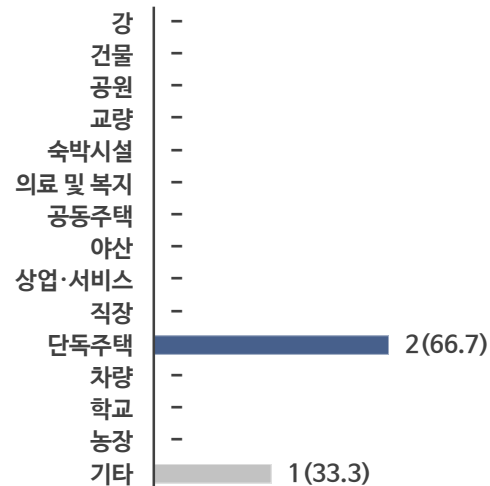


2020년 1-2월 | 시군별 | 자살사망자 수 | 사망장소 (단위 : 군)

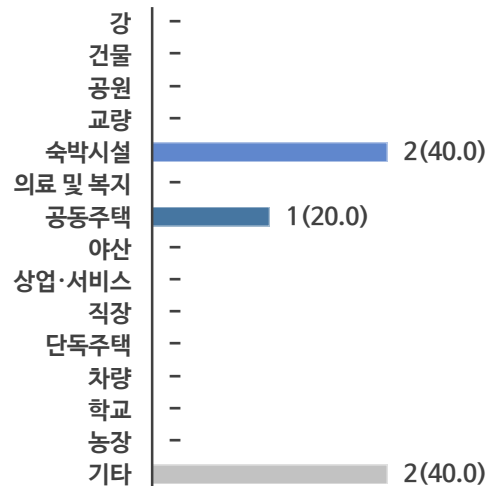
양구군



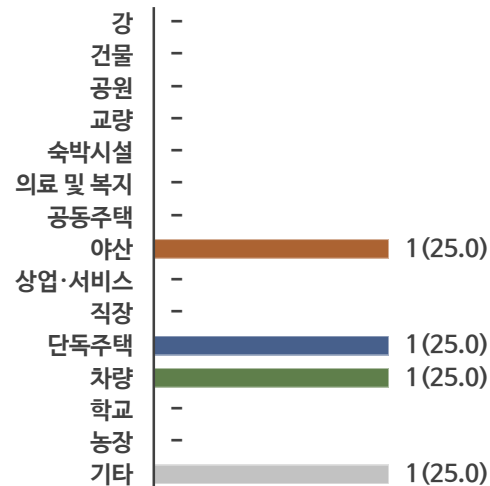
인제군



고성군



양양군





2020년 2월 시군별 | 자살사망자 수 | 사망방법

구분		춘천시	원주시	강릉시	동해시	태백시	속초시	삼척시	홍천군	횡성군	영월군	평창군	정선군	철원군	화천군	양구군	인제군	고성군	양양군	전체
약물음독	N	0	0	1	0	0	0	0	0	0	0	0	0	0	0	0	0	0	0	1
	%	0.0	0.0	50.0	0.0	0.0	0.0	0.0	0.0	0.0	0.0	0.0	0.0	0.0	0.0	0.0	0.0	0.0	0.0	3.6
가스음독	N	2	0	0	0	0	0	0	0	0	0	1	0	0	0	0	0	0	2	5
	%	50.0	0.0	0.0	0.0	0.0	0.0	0.0	0.0	0.0	0.0	50.0	0.0	0.0	0.0	0.0	0.0	0.0	100.0	17.9
목매	N	1	4	0	3	0	2	1	0	0	1	1	0	0	0	0	1	0	0	14
	%	25.0	57.1	0.0	75.0	0.0	100.0	100.0	0.0	0.0	100.0	50.0	0.0	0.0	0.0	0.0	50.0	0.0	0.0	50.0
익사	N	1	0	0	0	0	0	0	0	0	0	0	0	0	0	0	0	0	0	1
	%	25.0	0.0	0.0	0.0	0.0	0.0	0.0	0.0	0.0	0.0	0.0	0.0	0.0	0.0	0.0	0.0	0.0	0.0	3.6
투신 (추락/충돌)	N	0	2	0	1	0	0	0	0	0	0	0	0	0	0	0	0	0	0	3
	%	0.0	28.6	0.0	25.0	0.0	0.0	0.0	0.0	0.0	0.0	0.0	0.0	0.0	0.0	0.0	0.0	0.0	0.0	10.7
기타	N	0	1	1	0	1	0	0	0	0	0	0	0	0	0	0	1	0	0	4
	%	0.0	14.3	50.0	0.0	100.0	0.0	0.0	0.0	0.0	0.0	0.0	0.0	0.0	0.0	0.0	50.0	0.0	0.0	14.3
전체	N	4	7	2	4	1	2	1	0	0	1	2	0	0	0	0	2	0	2	28
	%	100.0	100.0	100.0	100.0	100.0	100.0	100.0	0.0	0.0	100.0	100.0	0.0	0.0	0.0	0.0	100.0	0.0	100.0	100.0



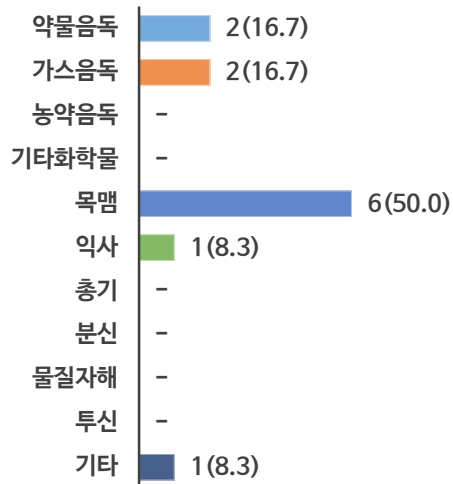
2020년 1-2월 | 시군별 | 자살사망자 수 | 사망방법

구분		춘천시	원주시	강릉시	동해시	태백시	속초시	삼척시	홍천군	횡성군	영월군	평창군	정선군	철원군	화천군	양구군	인제군	고성군	양양군	전체
약물음독	N	2	0	2	0	0	0	0	0	0	1	0	0	0	0	0	0	0	0	5
	%	16.7	0.0	22.2	0.0	0.0	0.0	0.0	0.0	0.0	50.0	0.0	0.0	0.0	0.0	0.0	0.0	0.0	0.0	7.1
가스음독	N	2	0	1	1	0	1	0	1	0	0	2	0	1	0	0	0	3	3	15
	%	16.7	0.0	11.1	16.7	0.0	16.7	0.0	33.3	0.0	0.0	66.7	0.0	50.0	0.0	0.0	0.0	60.0	75.0	21.4
농약음독	N	0	0	0	0	0	0	0	0	0	0	0	0	0	0	0	0	0	0	0
	%	0.0	0.0	0.0	0.0	0.0	0.0	0.0	0.0	0.0	0.0	0.0	0.0	0.0	0.0	0.0	0.0	0.0	0.0	0.0
기타화학물 음독	N	0	0	0	0	0	0	0	0	0	0	0	0	0	0	0	0	0	0	0
	%	0.0	0.0	0.0	0.0	0.0	0.0	0.0	0.0	0.0	0.0	0.0	0.0	0.0	0.0	0.0	0.0	0.0	0.0	0.0
목매	N	6	5	3	4	0	4	1	2	2	1	1	2	1	0	0	2	2	1	37
	%	50.0	62.5	33.3	66.7	0.0	66.7	100.0	66.7	100.0	50.0	33.3	100.0	50.0	0.0	0.0	66.7	40.0	25.0	52.9
익사	N	1	0	0	0	0	0	0	0	0	0	0	0	0	0	0	0	0	0	1
	%	8.3	0.0	0.0	0.0	0.0	0.0	0.0	0.0	0.0	0.0	0.0	0.0	0.0	0.0	0.0	0.0	0.0	0.0	1.4
충기	N	0	0	0	0	0	0	0	0	0	0	0	0	0	0	0	0	0	0	0
	%	0.0	0.0	0.0	0.0	0.0	0.0	0.0	0.0	0.0	0.0	0.0	0.0	0.0	0.0	0.0	0.0	0.0	0.0	0.0
분신	N	0	0	0	0	0	0	0	0	0	0	0	0	0	0	0	0	0	0	0
	%	0.0	0.0	0.0	0.0	0.0	0.0	0.0	0.0	0.0	0.0	0.0	0.0	0.0	0.0	0.0	0.0	0.0	0.0	0.0
물질자해 (예기/둔기)	N	0	0	0	0	0	0	0	0	0	0	0	0	0	0	0	0	0	0	0
	%	0.0	0.0	0.0	0.0	0.0	0.0	0.0	0.0	0.0	0.0	0.0	0.0	0.0	0.0	0.0	0.0	0.0	0.0	0.0
투신(추락/ 충돌)	N	0	2	0	1	0	0	0	0	0	0	0	0	0	0	0	0	0	0	3
	%	0.0	25.0	0.0	16.7	0.0	0.0	0.0	0.0	0.0	0.0	0.0	0.0	0.0	0.0	0.0	0.0	0.0	0.0	4.3
기타	N	1	1	3	0	1	1	0	0	0	0	0	0	0	0	1	1	0	0	9
	%	8.3	12.5	33.3	0.0	100.0	16.7	0.0	0.0	0.0	0.0	0.0	0.0	0.0	0.0	100.0	33.3	0.0	0.0	12.9
전체	N	12	8	9	6	1	6	1	3	2	2	3	2	2	0	1	3	5	4	70
	%	100.0	100.0	100.0	100.0	100.0	100.0	100.0	100.0	100.0	100.0	100.0	100.0	100.0	0.0	100.0	100.0	100.0	100.0	100.0

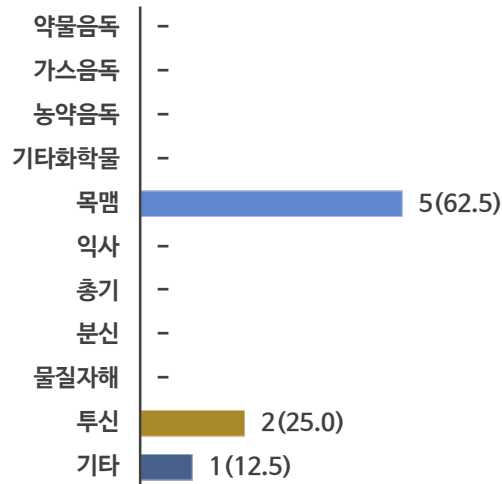


2020년 1-2월 시군별 | 자살사망자 수 | 사망방법 (단위 : 시)

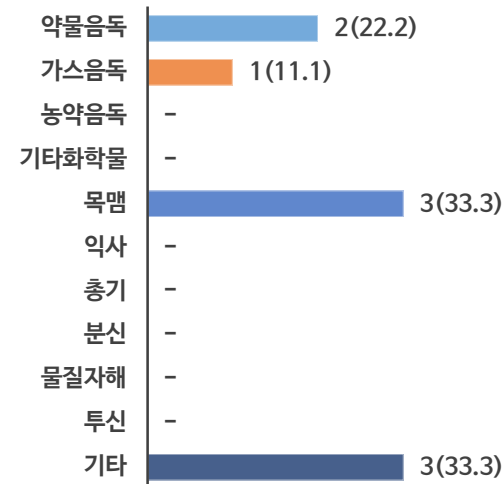
춘천시



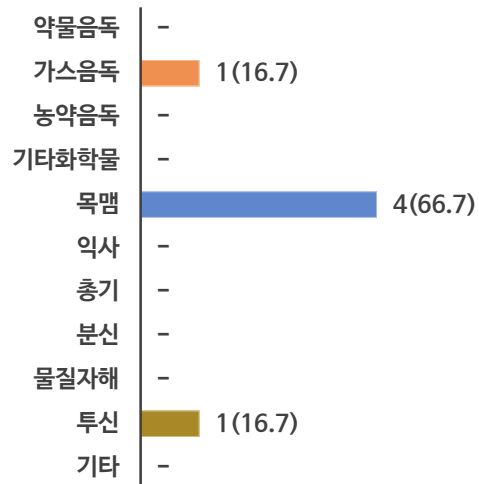
원주시



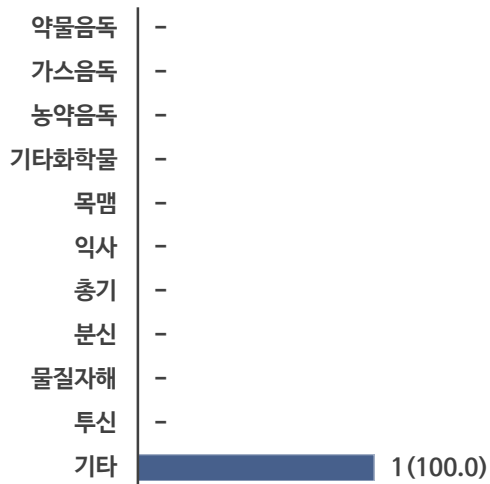
강릉시



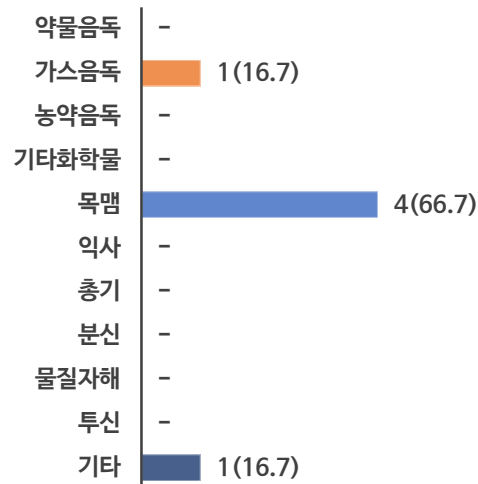
동해시




태백시



속초시



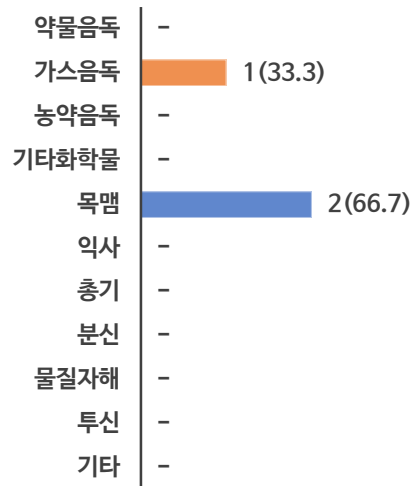
삼척시






2020년 1-2월 시군별 | 자살사망자 수 | 사망방법 (단위 : 군)

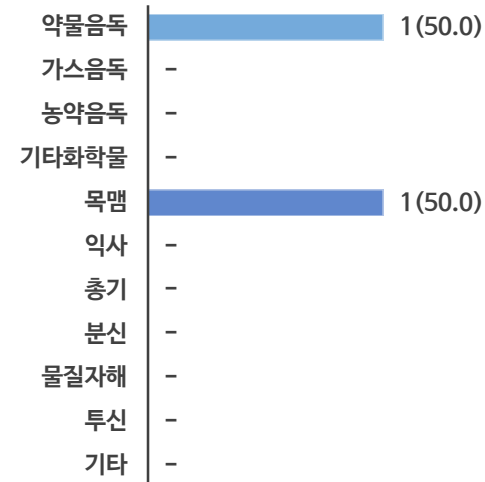
홍천군



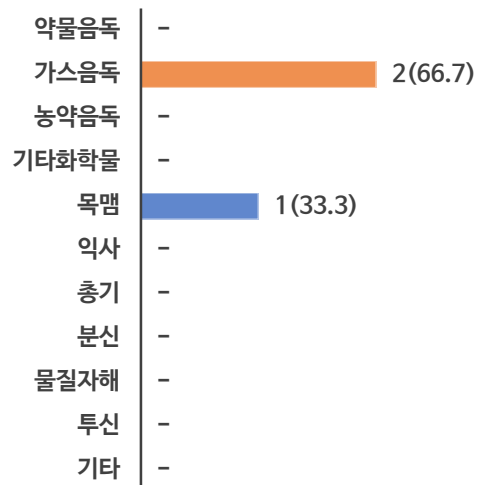
횡성군



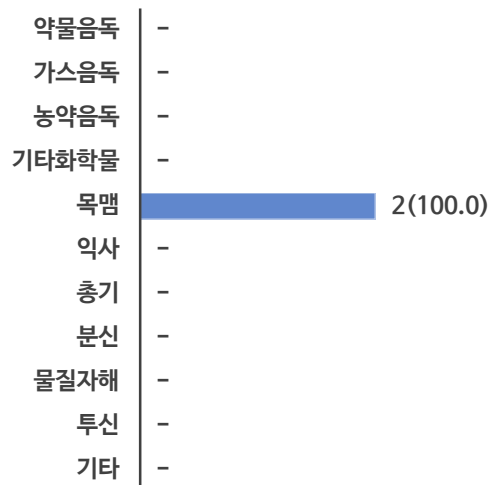
영월군



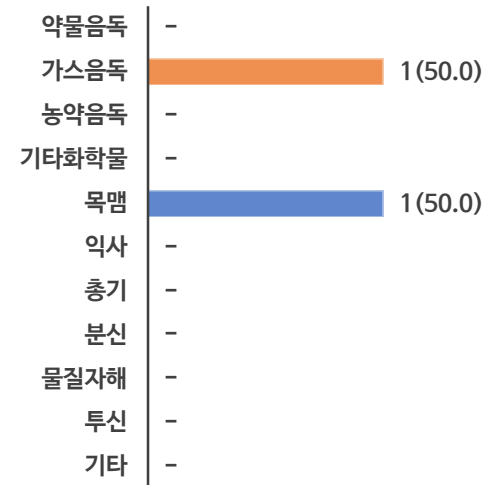
평창군



정선군



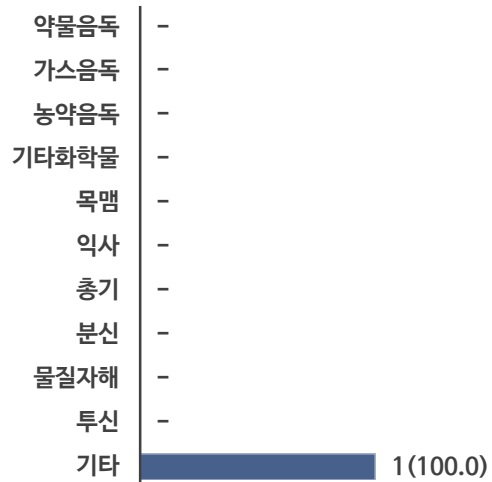
철원군



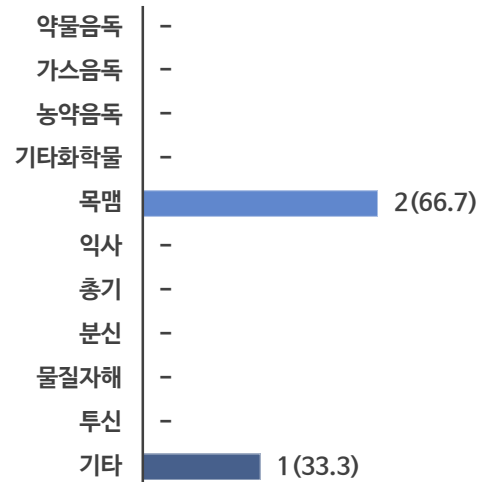


2020년 1-2월 | 시군별 | 자살사망자 수 | 사망방법 (단위 : 군)

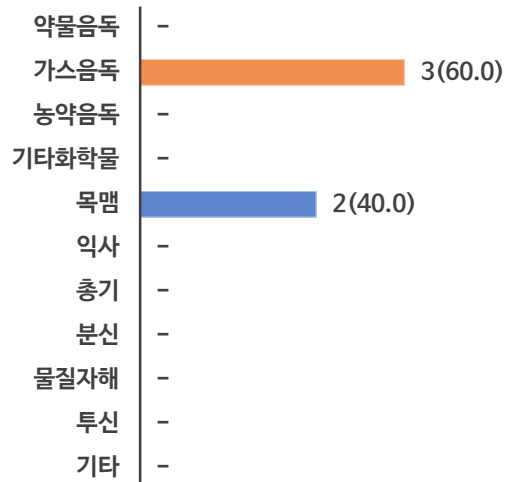
양구군



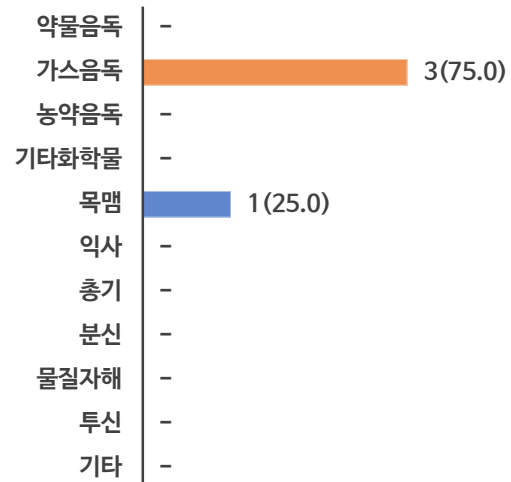
인제군



고성군



양양군





2020년 2월 시군별 | 자살사망자 수 | 자살동기

구분		춘천시	원주시	강릉시	동해시	태백시	속초시	삼척시	홍천군	횡성군	영월군	평창군	정선군	철원군	화천군	양구군	인제군	고성군	양양군	전체
가정 문제	N	0	0	0	1	0	0	0	0	0	0	0	0	0	0	0	0	0	0	1
	%	0.0	0.0	0.0	25.0	0.0	0.0	0.0	0.0	0.0	0.0	0.0	0.0	0.0	0.0	0.0	0.0	0.0	0.0	3.6
신체적 질병 문제	N	0	0	0	0	0	0	0	0	0	0	0	0	0	0	0	1	0	0	1
	%	0.0	0.0	0.0	0.0	0.0	0.0	0.0	0.0	0.0	0.0	0.0	0.0	0.0	0.0	0.0	50.0	0.0	0.0	3.6
경제적 또는 직업 문제	N	1	1	0	2	0	0	1	0	0	0	0	0	0	0	0	0	0	1	6
	%	25.0	14.3	0.0	50.0	0.0	0.0	100.0	0.0	0.0	0.0	0.0	0.0	0.0	0.0	0.0	0.0	0.0	50.0	21.4
대인관계 문제	N	0	0	1	0	0	0	0	0	0	1	0	0	0	0	0	0	0	0	2
	%	0.0	0.0	50.0	0.0	0.0	0.0	0.0	0.0	0.0	100.0	0.0	0.0	0.0	0.0	0.0	0.0	0.0	0.0	7.1
정신과적 문제	N	2	2	1	1	0	1	0	0	0	0	0	0	0	0	0	1	0	0	8
	%	50.0	28.6	50.0	25.0	0.0	50.0	0.0	0.0	0.0	0.0	0.0	0.0	0.0	0.0	0.0	50.0	0.0	0.0	28.6
복합적 문제	N	1	4	0	0	1	1	0	0	0	0	2	0	0	0	0	0	0	1	10
	%	25.0	57.1	0.0	0.0	100.0	50.0	0.0	0.0	0.0	0.0	100.0	0.0	0.0	0.0	0.0	0.0	0.0	50.0	35.7
전체	N	4	7	2	4	1	2	1	0	0	1	2	0	0	0	0	2	0	2	28
	%	100.0	100.0	100.0	100.0	100.0	100.0	100.0	0.0	0.0	100.0	100.0	0.0	0.0	0.0	0.0	100.0	0.0	100.0	100.0



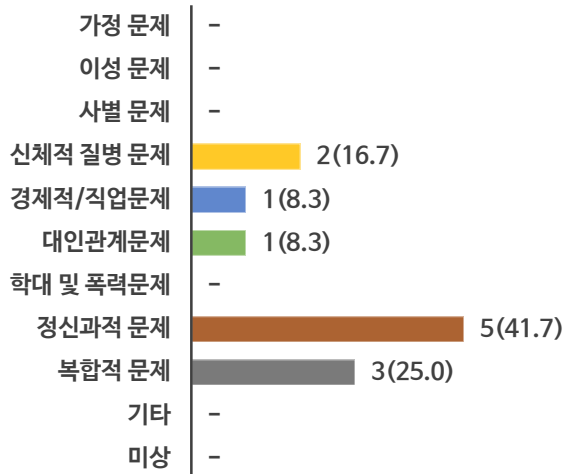
2020년 1-2월 | 시군별 | 자살사망자 수 | 자살동기

구분		춘천시	원주시	강릉시	동해시	태백시	속초시	삼척시	홍천군	횡성군	영월군	평창군	정선군	철원군	화천군	양구군	인제군	고성군	양양군	전체
가정 문제	N	0	0	0	1	0	1	0	0	1	0	0	0	0	0	0	0	0	0	3
	%	0.0	0.0	0.0	16.7	0.0	16.7	0.0	0.0	50.0	0.0	0.0	0.0	0.0	0.0	0.0	0.0	0.0	0.0	4.3
이성 문제	N	0	0	0	0	0	0	0	0	0	0	0	0	0	0	0	0	1	0	1
	%	0.0	0.0	0.0	0.0	0.0	0.0	0.0	0.0	0.0	0.0	0.0	0.0	0.0	0.0	0.0	0.0	20.0	0.0	1.4
사별 문제	N	0	0	0	0	0	0	0	0	0	0	0	0	0	0	0	0	0	0	0
	%	0.0	0.0	0.0	0.0	0.0	0.0	0.0	0.0	0.0	0.0	0.0	0.0	0.0	0.0	0.0	0.0	0.0	0.0	0.0
신체적 질병 문제	N	2	0	4	0	0	1	0	1	1	0	0	0	0	0	1	2	0	0	12
	%	16.7	0.0	44.4	0.0	0.0	16.7	0.0	33.3	50.0	0.0	0.0	0.0	0.0	0.0	100.0	66.7	0.0	0.0	17.1
경제적 또는 직업 문제	N	1	1	0	2	0	0	1	1	0	0	0	0	1	0	0	0	0	2	9
	%	8.3	12.5	0.0	33.3	0.0	0.0	100.0	33.3	0.0	0.0	0.0	0.0	50.0	0.0	0.0	0.0	0.0	50.0	12.9
대인관계 문제	N	1	0	1	0	0	0	0	0	0	1	0	0	0	0	0	0	0	0	3
	%	8.3	0.0	11.1	0.0	0.0	0.0	0.0	0.0	0.0	50.0	0.0	0.0	0.0	0.0	0.0	0.0	0.0	0.0	4.3
학대 및 폭력문제	N	0	0	0	0	0	0	0	0	0	0	0	0	0	0	0	0	0	0	0
	%	0.0	0.0	0.0	0.0	0.0	0.0	0.0	0.0	0.0	0.0	0.0	0.0	0.0	0.0	0.0	0.0	0.0	0.0	0.0
정신과적 문제	N	5	2	1	2	0	3	0	0	0	0	1	0	0	0	0	1	3	0	18
	%	41.7	25.0	11.1	33.3	0.0	50.0	0.0	0.0	0.0	0.0	33.3	0.0	0.0	0.0	0.0	33.3	60.0	0.0	25.7
복합적 문제	N	3	5	3	1	1	1	0	1	0	1	2	2	1	0	0	0	1	2	24
	%	25.0	62.5	33.3	16.7	100.0	16.7	0.0	33.3	0.0	50.0	66.7	100.0	50.0	0.0	0.0	0.0	20.0	50.0	34.3
기타	N	0	0	0	0	0	0	0	0	0	0	0	0	0	0	0	0	0	0	0
	%	0.0	0.0	0.0	0.0	0.0	0.0	0.0	0.0	0.0	0.0	0.0	0.0	0.0	0.0	0.0	0.0	0.0	0.0	0.0
미상	N	0	0	0	0	0	0	0	0	0	0	0	0	0	0	0	0	0	0	0
	%	0.0	0.0	0.0	0.0	0.0	0.0	0.0	0.0	0.0	0.0	0.0	0.0	0.0	0.0	0.0	0.0	0.0	0.0	0.0
전체	N	12	8	9	6	1	6	1	3	2	2	3	2	2	0	1	3	5	4	70
	%	100.0	100.0	100.0	100.0	100.0	100.0	100.0	100.0	100.0	100.0	100.0	100.0	100.0	0.0	100.0	100.0	100.0	100.0	100.0

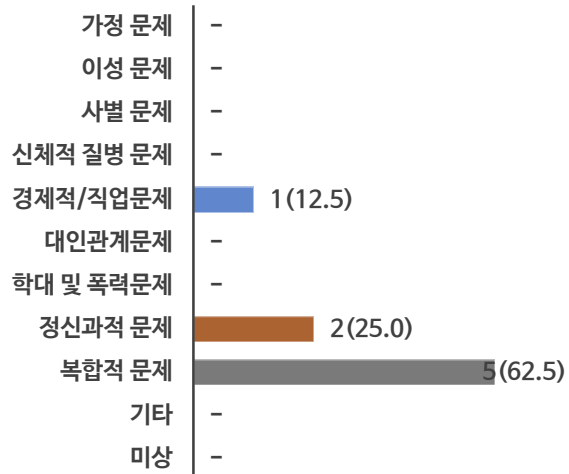


2020년 1-2월 | 시군별 | 자살사망자 수 | 자살동기 (단위 : 시)

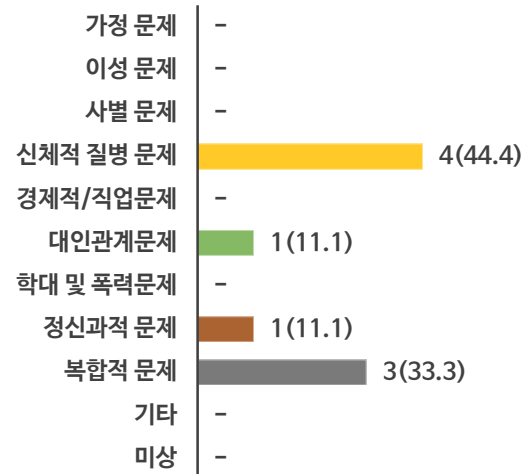
춘천시



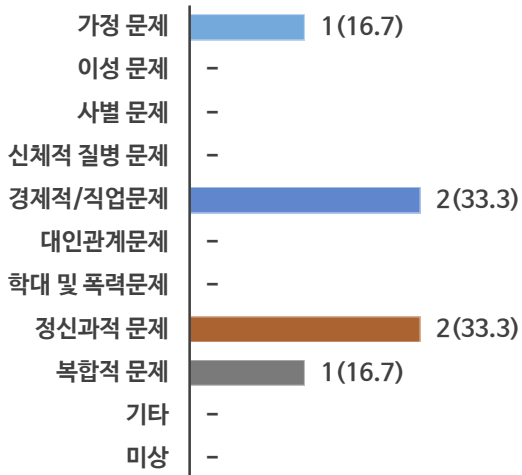
원주시



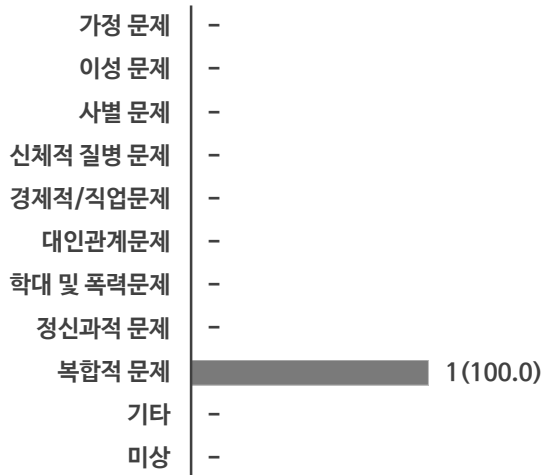
강릉시



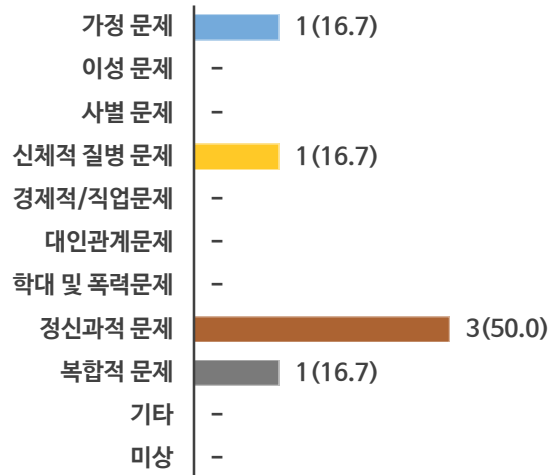
동해시



태백시



속초시



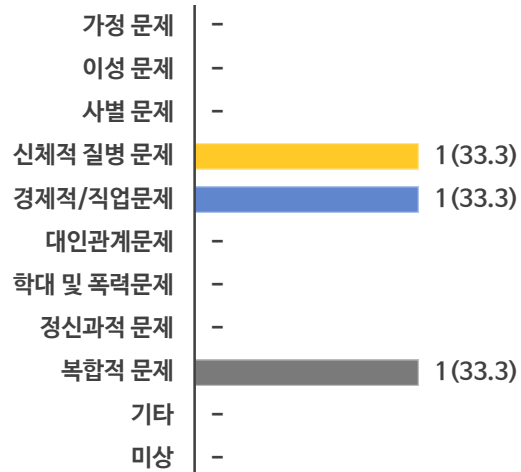
삼척시



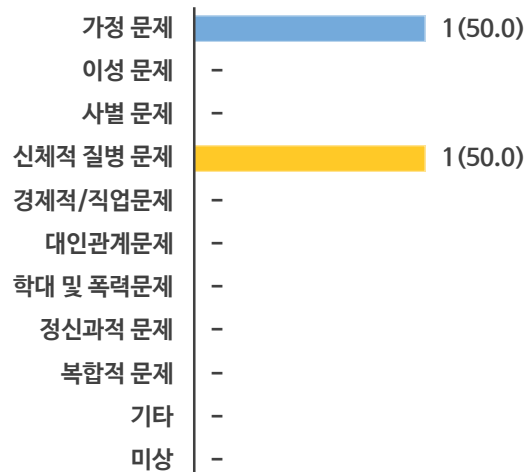


2020년 1-2월 | 시군별 | 자살사망자 수 | 자살동기 (단위 : 군)

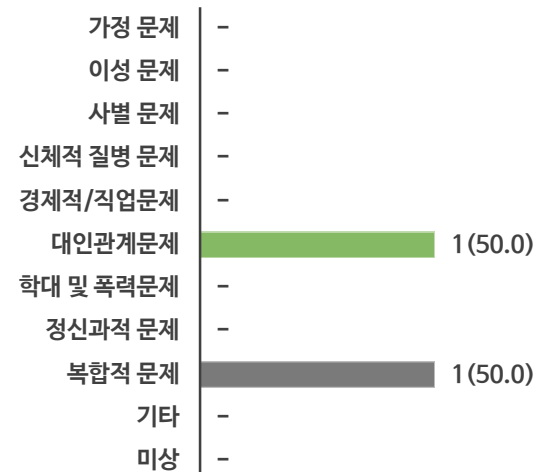
홍천군



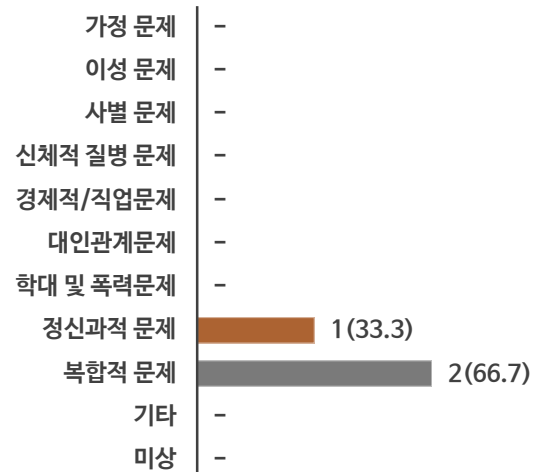
횡성군




영월군



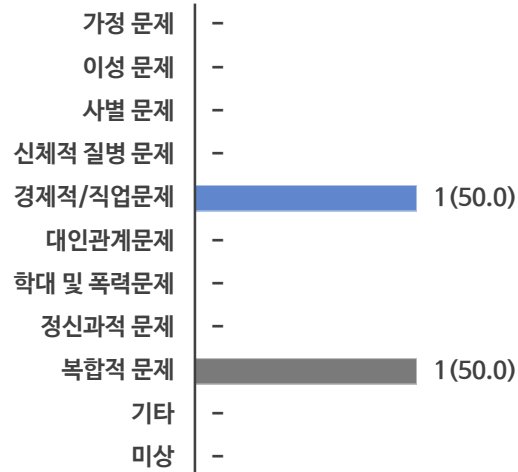
평창군



정선군



철원군



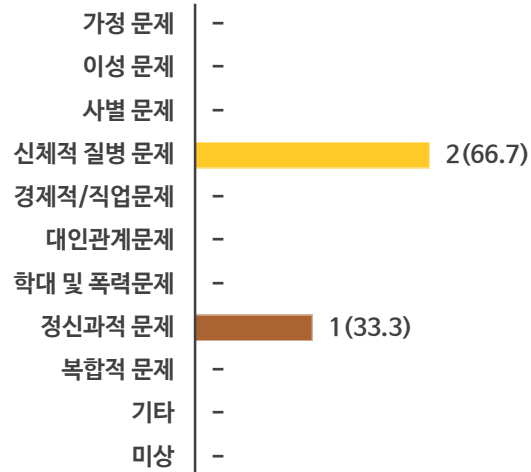


2020년 1-2월 | 시군별 | 자살사망자 수 | 자살동기 (단위 : 군)

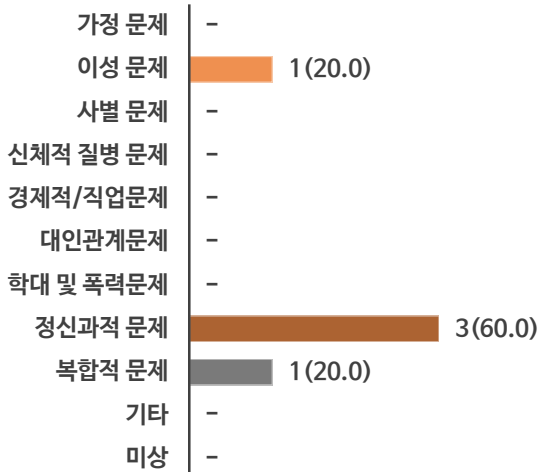
양구군



인제군



고성군



양양군

