

2020년 4월 강원도 자살사망자 현황

- 기간 : 2020.04.01. - 04.30.
- 근거 : 강원도자살예방센터 자체 조사자료
[자살사망자 발견지역 기준]



2020년 4월 시군별 | 자살사망자 수 | 성별

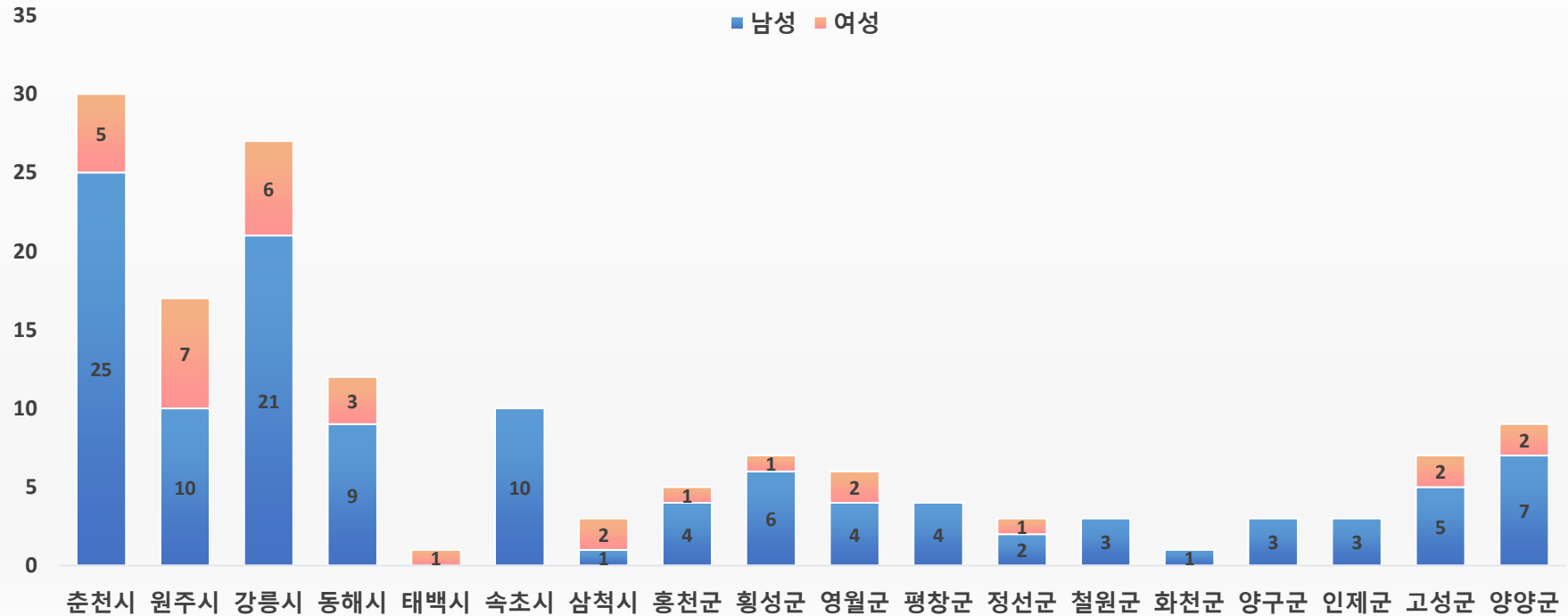
구분		춘천시	원주시	강릉시	동해시	태백시	속초시	삼척시	홍천군	횡성군	영월군	평창군	정선군	철원군	화천군	양구군	인제군	고성군	양양군	전체
남성	N	11	4	8	4	0	2	0	0	0	1	0	1	1	1	1	0	0	3	37
	%	91.7	80.0	61.5	100.0	0.0	100.0	0.0	0.0	0.0	50.0	0.0	100.0	100.0	100.0	100.0	0.0	0.0	75.0	78.7
여성	N	1	1	5	0	0	0	1	0	0	1	0	0	0	0	0	0	0	1	10
	%	8.3	20.0	38.5	0.0	0.0	0.0	100.0	0.0	0.0	50.0	0.0	0.0	0.0	0.0	0.0	0.0	0.0	25.0	21.3
전체	N	12	5	13	4	0	2	1	0	0	2	0	1	1	1	1	0	0	4	47
	%	100.0	100.0	100.0	100.0	0.0	100.0	100.0	0.0	0.0	100.0	0.0	100.0	100.0	100.0	100.0	0.0	0.0	100.0	100.0





2020년 1-4월 | 시군별 | 자살사망자 수 | 성별

구분		춘천시	원주시	강릉시	동해시	태백시	속초시	삼척시	홍천군	횡성군	영월군	평창군	정선군	철원군	화천군	양구군	인제군	고성군	양양군	전체
남성	N	25	10	21	9	0	10	1	4	6	4	4	2	3	1	3	3	5	7	118
	%	83.3	58.8	77.8	75.0	0.0	100.0	33.3	80.0	85.7	66.7	100.0	66.7	100.0	100.0	100.0	100.0	71.4	77.8	78.1
여성	N	5	7	6	3	1	0	2	1	1	2	0	1	0	0	0	0	2	2	33
	%	16.7	41.2	22.2	25.0	100.0	0.0	66.7	20.0	14.3	33.3	0.0	33.3	0.0	0.0	0.0	0.0	28.6	22.2	21.9
전체	N	30	17	27	12	1	10	3	5	7	6	4	3	3	1	3	3	7	9	151
	%	100.0	100.0	100.0	100.0	100.0	100.0	100.0	100.0	100.0	100.0	100.0	100.0	100.0	100.0	100.0	100.0	100.0	100.0	100.0





2020년 4월 시군별 | 자살사망자 수 | 연령대

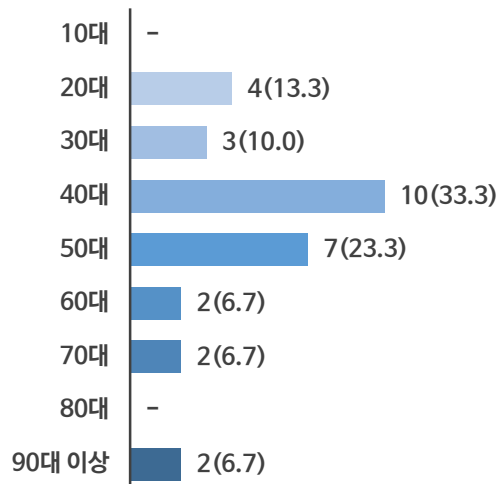
구분		춘천시	원주시	강릉시	동해시	태백시	속초시	삼척시	홍천군	횡성군	영월군	평창군	정선군	철원군	화천군	양구군	인제군	고성군	양양군	전체
10대	N	0	0	2	1	0	0	0	0	0	0	0	0	0	0	0	0	0	0	3
	%	0.0	0.0	15.4	25.0	0.0	0.0	0.0	0.0	0.0	0.0	0.0	0.0	0.0	0.0	0.0	0.0	0.0	0.0	6.4
20대	N	1	1	3	0	0	0	0	0	0	0	0	0	0	0	0	0	0	0	5
	%	8.3	20.0	23.1	0.0	0.0	0.0	0.0	0.0	0.0	0.0	0.0	0.0	0.0	0.0	0.0	0.0	0.0	0.0	10.6
30대	N	1	0	2	0	0	1	0	0	0	0	0	0	1	0	0	0	0	0	5
	%	8.3	0.0	15.4	0.0	0.0	50.0	0.0	0.0	0.0	0.0	0.0	0.0	100.0	0.0	0.0	0.0	0.0	0.0	10.6
40대	N	4	0	2	2	0	1	0	0	0	0	0	0	0	0	1	0	0	2	12
	%	33.3	0.0	15.4	50.0	0.0	50.0	0.0	0.0	0.0	0.0	0.0	0.0	0.0	0.0	100.0	0.0	0.0	50.0	25.5
50대	N	4	0	1	0	0	0	1	0	0	1	0	0	0	0	0	0	0	0	7
	%	33.3	0.0	7.7	0.0	0.0	0.0	100.0	0.0	0.0	50.0	0.0	0.0	0.0	0.0	0.0	0.0	0.0	0.0	14.9
60대	N	1	3	0	0	0	0	0	0	0	0	0	1	0	0	0	0	0	0	5
	%	8.3	60.0	0.0	0.0	0.0	0.0	0.0	0.0	0.0	0.0	0.0	100.0	0.0	0.0	0.0	0.0	0.0	0.0	10.6
70대	N	1	0	1	1	0	0	0	0	0	0	0	0	0	1	0	0	0	2	6
	%	8.3	0.0	7.7	25.0	0.0	0.0	0.0	0.0	0.0	0.0	0.0	0.0	0.0	100.0	0.0	0.0	0.0	50.0	12.8
80대	N	0	1	2	0	0	0	0	0	0	1	0	0	0	0	0	0	0	0	4
	%	0.0	20.0	15.4	0.0	0.0	0.0	0.0	0.0	0.0	50.0	0.0	0.0	0.0	0.0	0.0	0.0	0.0	0.0	8.5
전체	N	12	5	13	4	0	2	1	0	0	2	0	1	1	1	1	0	0	4	47
	%	100.0	100.0	100.0	100.0	0.0	100.0	100.0	0.0	0.0	100.0	0.0	100.0	100.0	100.0	100.0	0.0	0.0	100.0	100.0

[illegible]

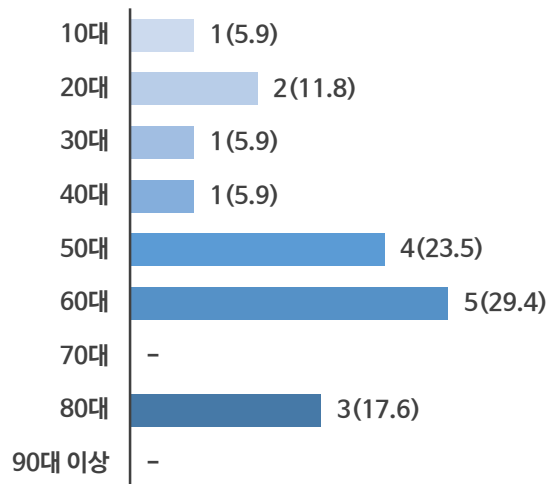


2020년 1-4월 | 시군별 | 자살사망자 수 | 연령대 (단위 : 시)

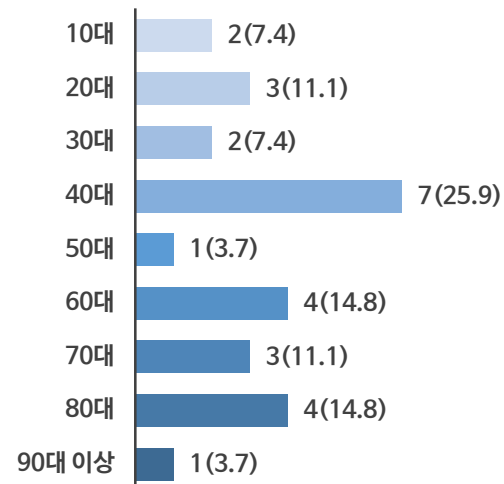
춘천시



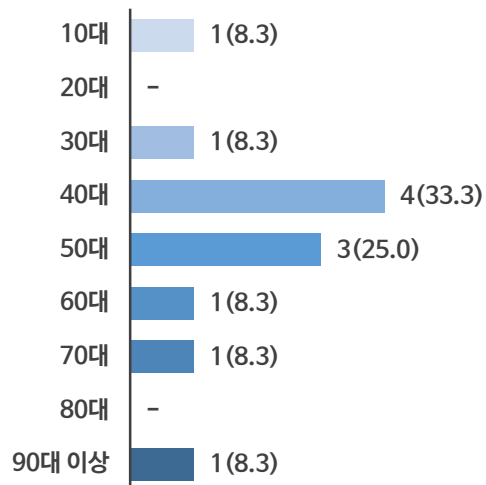
원주시




강릉시



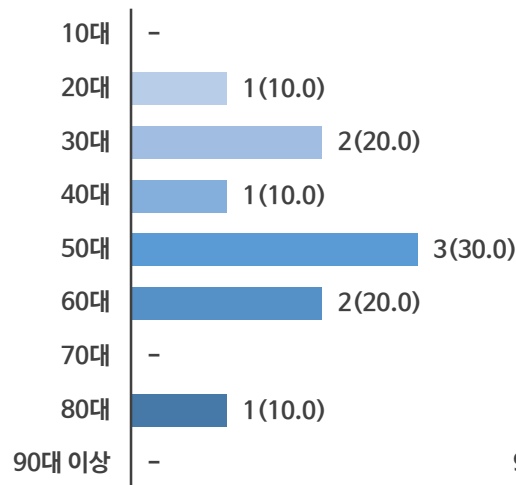
동해시



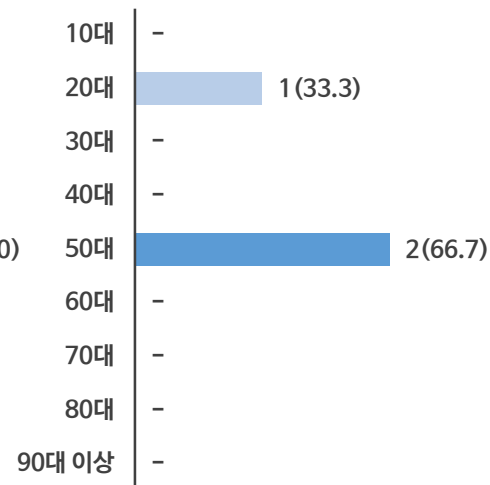
태백시



속초시



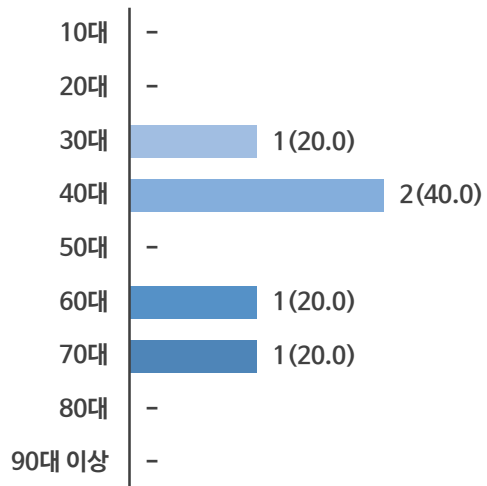
삼척시



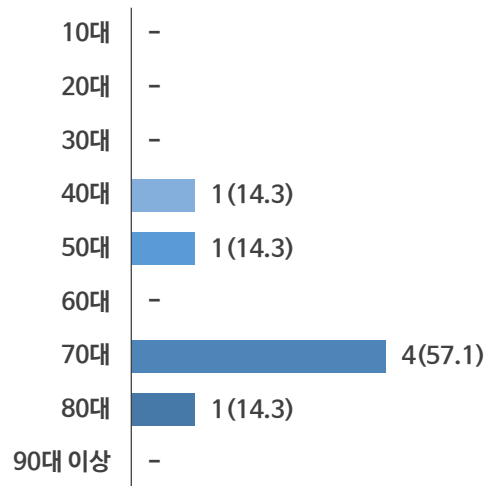


2020년 1-4월 | 시군별 | 자살사망자 수 | 연령대 (단위 : 군)

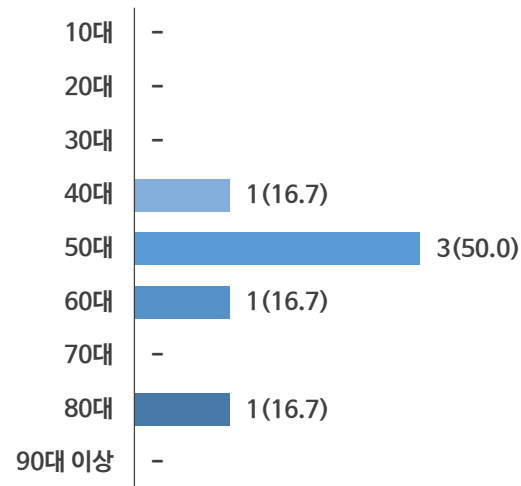
홍천군



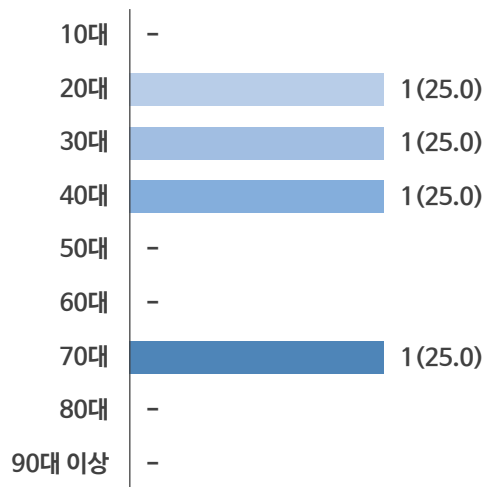
횡성군



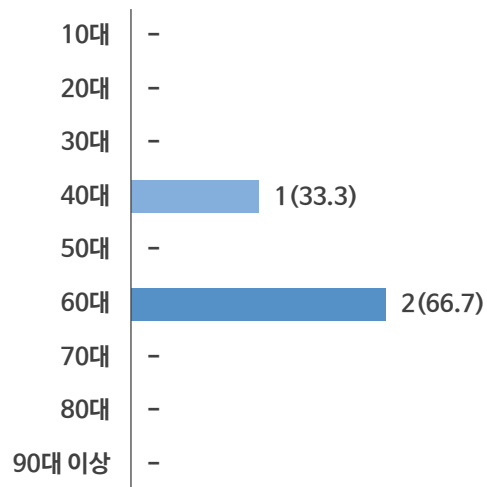
영월군



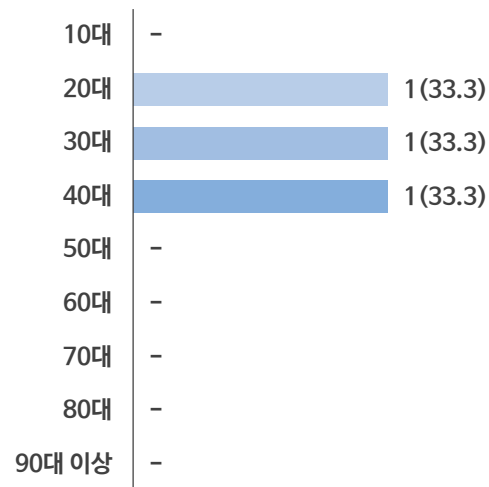
평창군



정선군



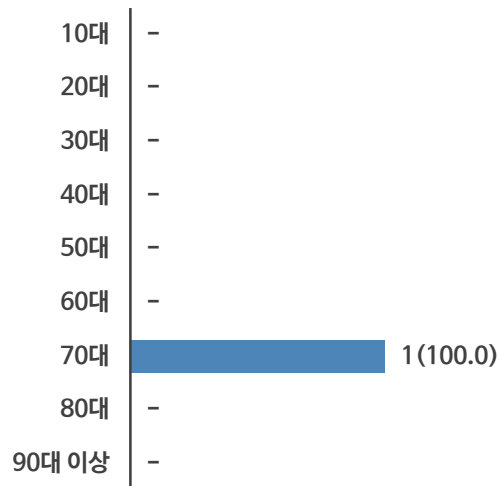
철원군



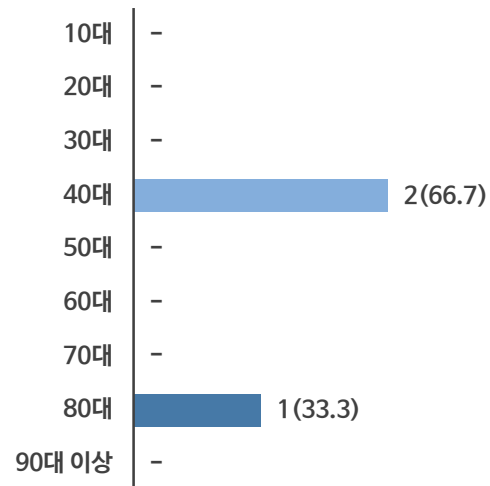


2020년 1-4월 | 시군별 | 자살사망자 수 | 연령대 (단위 : 군)

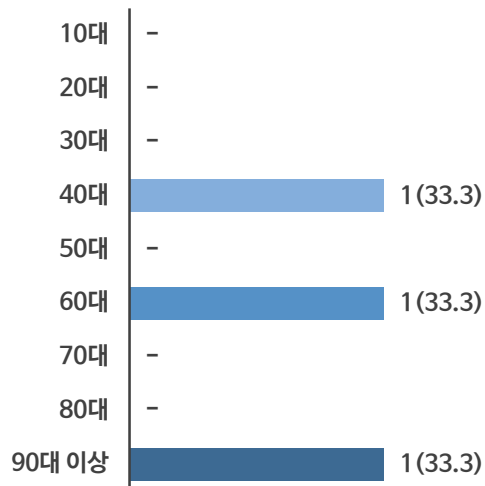
화천군



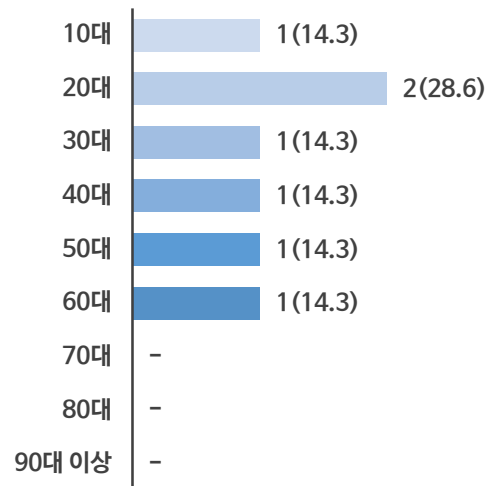
양구군



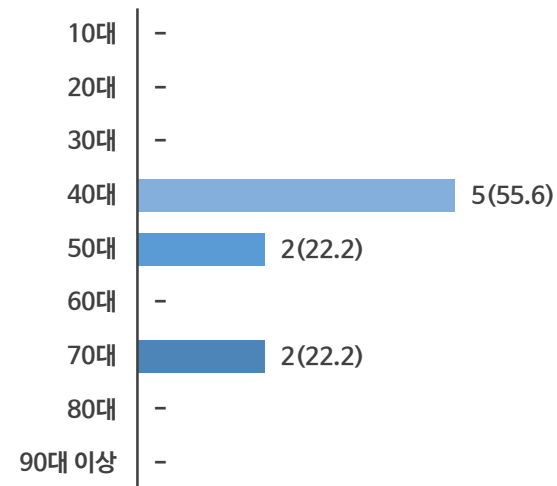
인제군



고성군



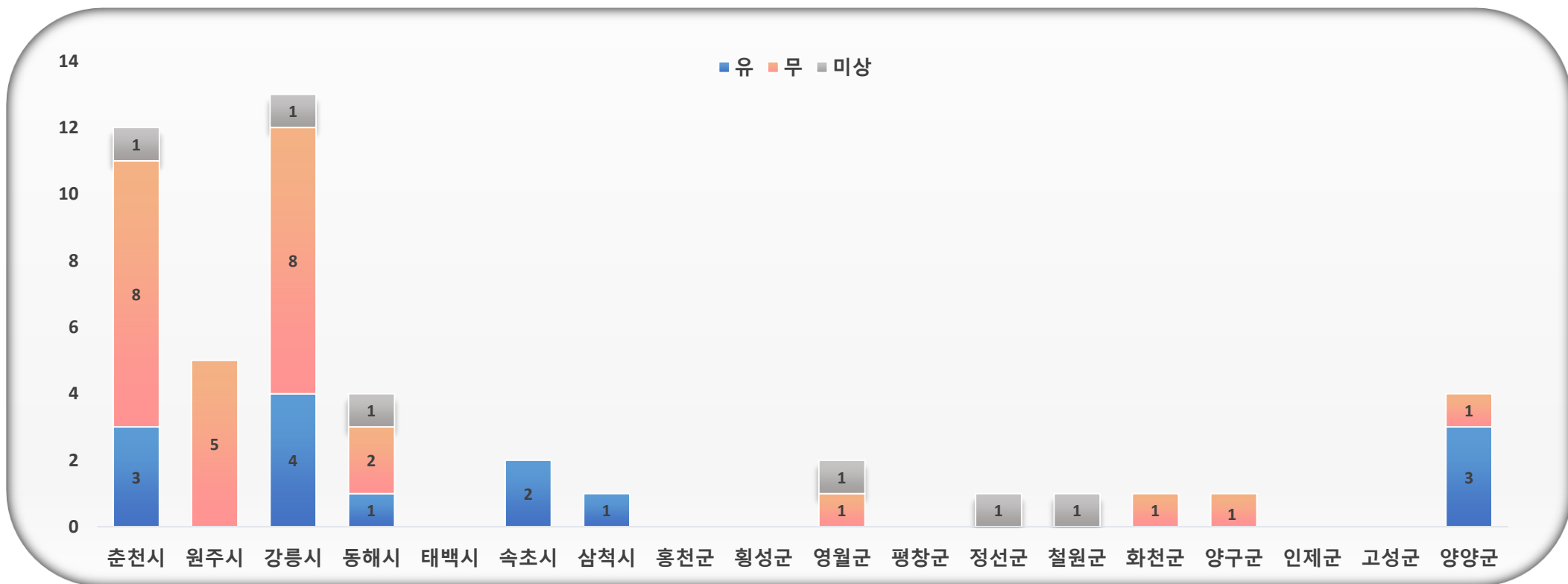
양양군





2020년 4월 시군별 | 자살사망자 수 | 직업유무

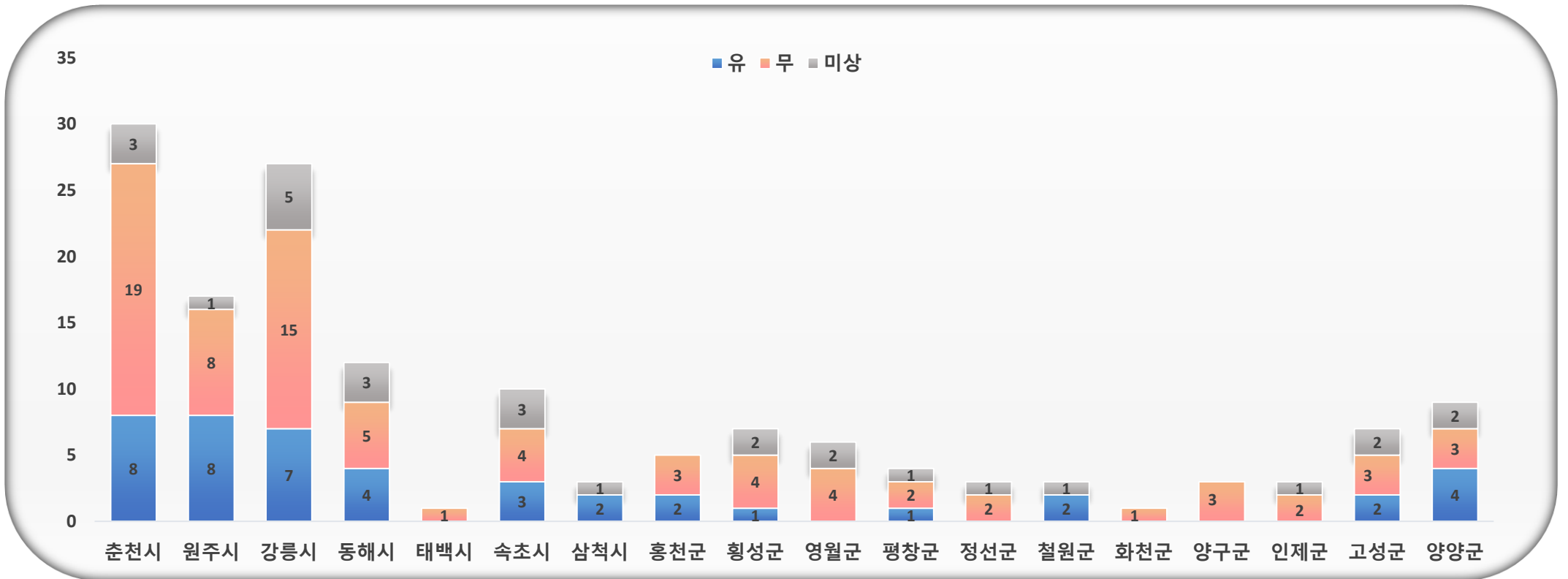
구분		춘천시	원주시	강릉시	동해시	태백시	속초시	삼척시	홍천군	횡성군	영월군	평창군	정선군	철원군	화천군	양구군	인제군	고성군	양양군	전체
유	N	3	0	4	1	0	2	1	0	0	0	0	0	0	0	0	0	0	3	14
	%	25.0	0.0	30.8	25.0	0.0	100.0	100.0	0.0	0.0	0.0	0.0	0.0	0.0	0.0	0.0	0.0	0.0	75.0	29.8
무	N	8	5	8	2	0	0	0	0	0	1	0	0	0	1	1	0	0	1	27
	%	66.7	100.0	61.5	50.0	0.0	0.0	0.0	0.0	0.0	50.0	0.0	0.0	0.0	100.0	100.0	0.0	0.0	25.0	57.4
미상	N	1	0	1	1	0	0	0	0	0	1	0	1	1	0	0	0	0	0	6
	%	8.3	0.0	7.7	25.0	0.0	0.0	0.0	0.0	0.0	50.0	0.0	100.0	100.0	0.0	0.0	0.0	0.0	0.0	12.8
전체	N	12	5	13	4	0	2	1	0	0	2	0	1	1	1	1	0	0	4	47
	%	100.0	100.0	100.0	100.0	0.0	100.0	100.0	0.0	0.0	100.0	0.0	100.0	100.0	100.0	100.0	0.0	0.0	100.0	100.0





2020년 1-4월 | 시군별 | 자살사망자 수 | 직업유무

구분		춘천시	원주시	강릉시	동해시	태백시	속초시	삼척시	홍천군	횡성군	영월군	평창군	정선군	철원군	화천군	양구군	인제군	고성군	양양군	전체
유	N	8	8	7	4	0	3	2	2	1	0	1	0	2	0	0	0	2	4	44
	%	26.7	47.1	25.9	33.3	0.0	30.0	66.7	40.0	14.3	0.0	25.0	0.0	66.7	0.0	0.0	0.0	28.6	44.4	29.1
무	N	19	8	15	5	1	4	0	3	4	4	2	2	0	1	3	2	3	3	79
	%	63.3	47.1	55.6	41.7	100.0	40.0	0.0	60.0	57.1	66.7	50.0	66.7	0.0	100.0	100.0	66.7	42.9	33.3	52.3
미상	N	3	1	5	3	0	3	1	0	2	2	1	1	1	0	0	1	2	2	28
	%	10.0	5.9	18.5	25.0	0.0	30.0	33.3	0.0	28.6	33.3	25.0	33.3	33.3	0.0	0.0	33.3	28.6	22.2	18.5
전체	N	30	17	27	12	1	10	3	5	7	6	4	3	3	1	3	3	7	9	151
	%	100.0	100.0	100.0	100.0	100.0	100.0	100.0	100.0	100.0	100.0	100.0	100.0	100.0	100.0	100.0	100.0	100.0	100.0	100.0





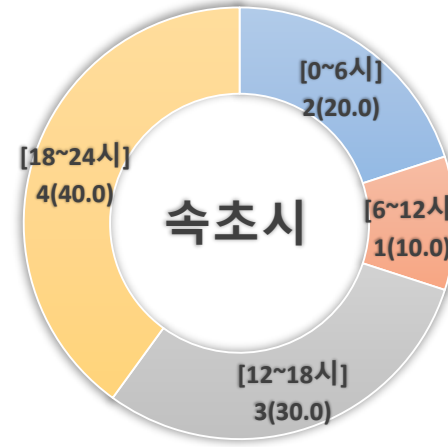
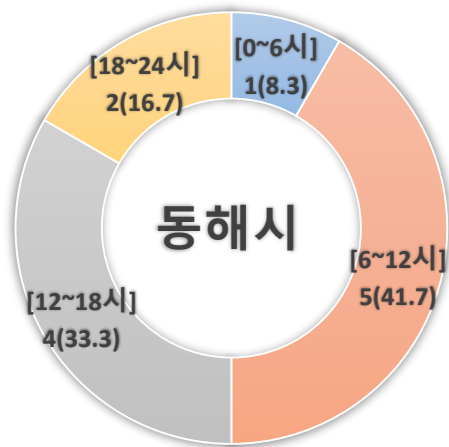
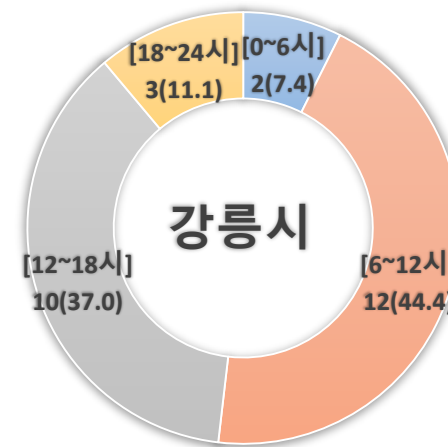
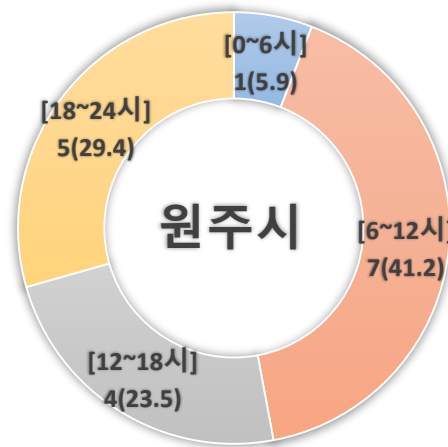
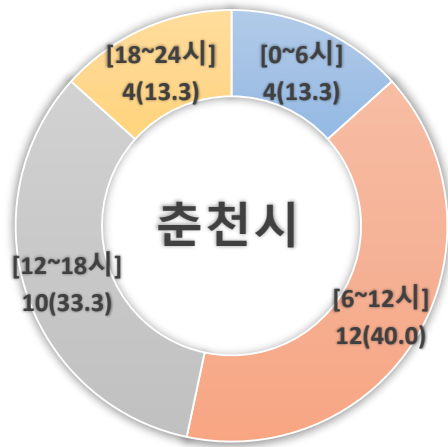
2020년 4월 시군별 | 자살사망자 수 | 사망시간

구분		춘천시	원주시	강릉시	동해시	태백시	속초시	삼척시	홍천군	횡성군	영월군	평창군	정선군	철원군	화천군	양구군	인제군	고성군	양양군	전체
0~6시	N	1	0	1	0	0	0	0	0	0	0	0	0	0	0	0	0	0	0	2
	%	8.3	0.0	7.7	0.0	0.0	0.0	0.0	0.0	0.0	0.0	0.0	0.0	0.0	0.0	0.0	0.0	0.0	0.0	4.3
6~12시	N	6	3	6	2	0	0	0	0	0	0	0	0	0	1	0	0	0	0	18
	%	50.0	60.0	46.2	50.0	0.0	0.0	0.0	0.0	0.0	0.0	0.0	0.0	0.0	100.0	0.0	0.0	0.0	0.0	38.3
12~18시	N	5	1	4	2	0	1	1	0	0	2	0	1	1	0	1	0	0	3	22
	%	41.7	20.0	30.8	50.0	0.0	50.0	100.0	0.0	0.0	100.0	0.0	100.0	100.0	0.0	100.0	0.0	0.0	75.0	46.8
18~24시	N	0	1	2	0	0	1	0	0	0	0	0	0	0	0	0	0	0	1	5
	%	0.0	20.0	15.4	0.0	0.0	50.0	0.0	0.0	0.0	0.0	0.0	0.0	0.0	0.0	0.0	0.0	0.0	25.0	10.6
전체	N	12	5	13	4	0	2	1	0	0	2	0	1	1	1	1	0	0	4	47
	%	100.0	100.0	100.0	100.0	0.0	100.0	100.0	0.0	0.0	100.0	0.0	100.0	100.0	100.0	100.0	0.0	0.0	100.0	100.0

[illegible]

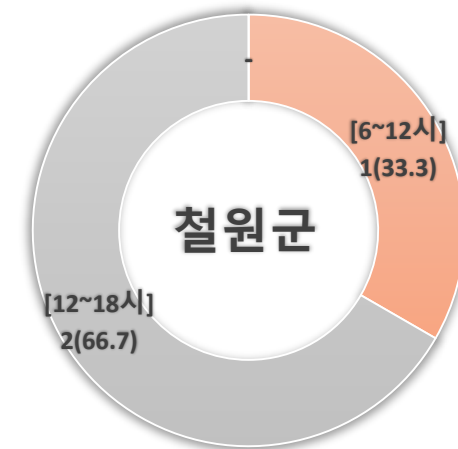
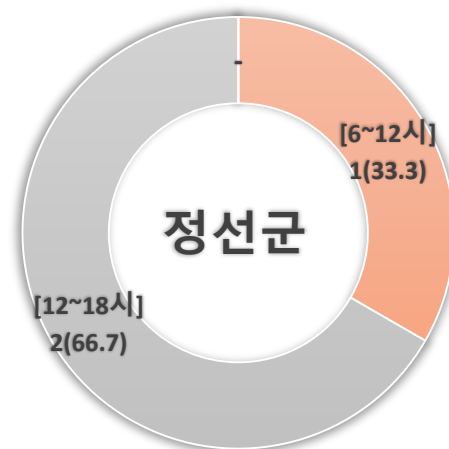
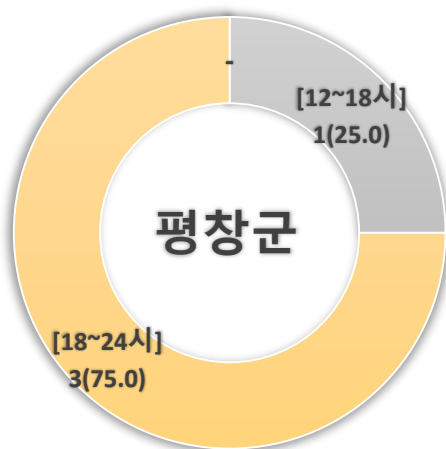
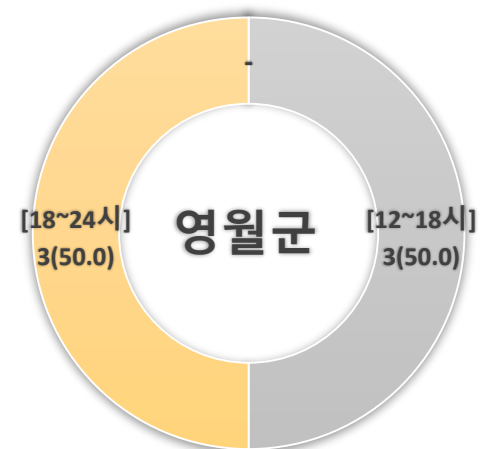
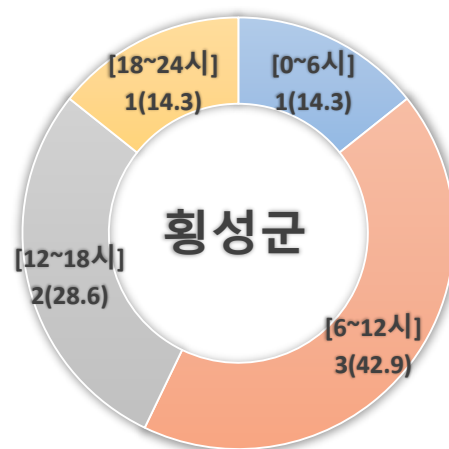
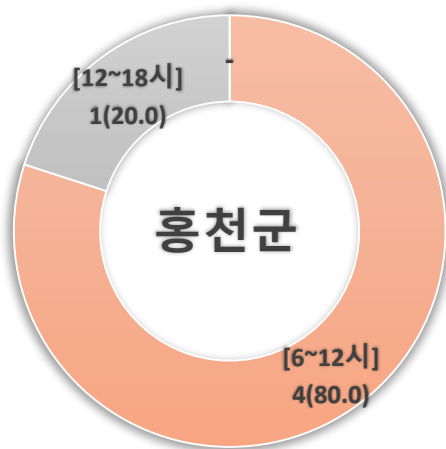


2020년 1-4월 | 시군별 | 자살사망자 수 | 사망시간 (단위 : 시)



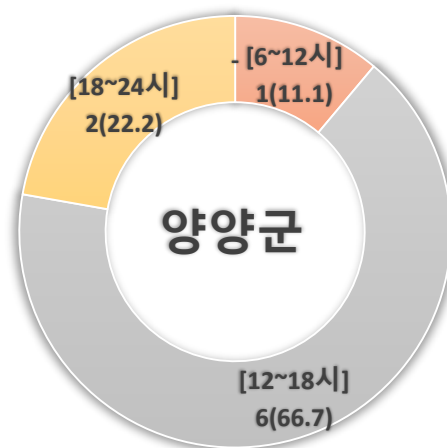
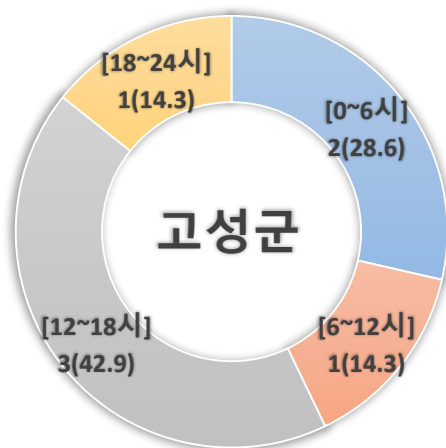
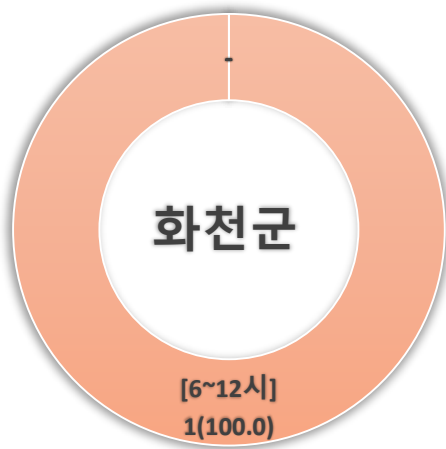


2020년 1-4월 | 시군별 | 자살사망자 수 | 사망시간 (단위 : 군)





2020년 1-4월 | 시군별 | 자살사망자 수 | 사망시간 (단위 : 군)





2020년 4월 시군별 | 자살사망자 수 | 사망장소

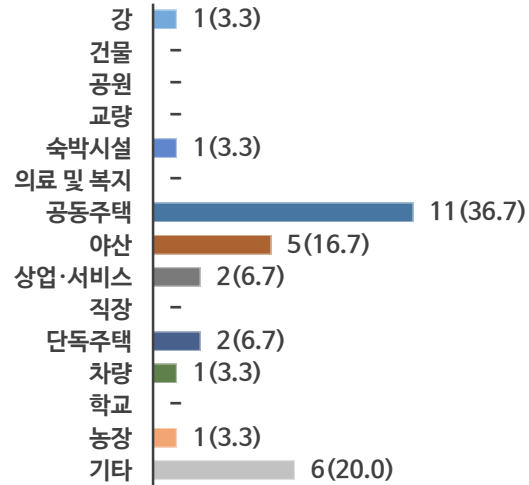
구분		춘천시	원주시	강릉시	동해시	태백시	속초시	삼척시	홍천군	횡성군	영월군	평창군	정선군	철원군	화천군	양구군	인제군	고성군	양양군	전체
강	N	0	0	0	0	0	0	0	0	0	0	0	0	0	0	1	0	0	0	1
	%	0.0	0.0	0.0	0.0	0.0	0.0	0.0	0.0	0.0	0.0	0.0	0.0	0.0	0.0	100.0	0.0	0.0	0.0	2.1
숙박시설	N	0	0	1	0	0	0	0	0	0	0	0	0	0	0	0	0	0	0	1
	%	0.0	0.0	7.7	0.0	0.0	0.0	0.0	0.0	0.0	0.0	0.0	0.0	0.0	0.0	0.0	0.0	0.0	0.0	2.1
공동주택	N	4	2	4	0	0	1	0	0	0	0	0	0	0	0	0	0	0	0	11
	%	33.3	40.0	30.8	0.0	0.0	50.0	0.0	0.0	0.0	0.0	0.0	0.0	0.0	0.0	0.0	0.0	0.0	0.0	23.4
야산	N	3	1	1	1	0	0	0	0	0	1	0	0	0	0	0	0	0	1	8
	%	25.0	20.0	7.7	25.0	0.0	0.0	0.0	0.0	0.0	50.0	0.0	0.0	0.0	0.0	0.0	0.0	0.0	25.0	17.0
단독주택	N	1	0	2	1	0	0	0	0	0	1	0	0	0	1	0	0	0	2	8
	%	8.3	0.0	15.4	25.0	0.0	0.0	0.0	0.0	0.0	50.0	0.0	0.0	0.0	100.0	0.0	0.0	0.0	50.0	17.0
농장	N	1	0	0	0	0	0	0	0	0	0	0	0	0	0	0	0	0	0	1
	%	8.3	0.0	0.0	0.0	0.0	0.0	0.0	0.0	0.0	0.0	0.0	0.0	0.0	0.0	0.0	0.0	0.0	0.0	2.1
기타 (노상, 주차장 등)	N	3	2	5	2	0	1	1	0	0	0	0	1	1	0	0	0	0	1	17
	%	25.0	40.0	38.5	50.0	0.0	50.0	100.0	0.0	0.0	0.0	0.0	100.0	100.0	0.0	0.0	0.0	0.0	25.0	36.2
전체	N	12	5	13	4	0	2	1	0	0	2	0	1	1	1	1	0	0	4	47
	%	100.0	100.0	100.0	100.0	0.0	100.0	100.0	0.0	0.0	100.0	0.0	100.0	100.0	100.0	100.0	0.0	0.0	100.0	100.0

[illegible]

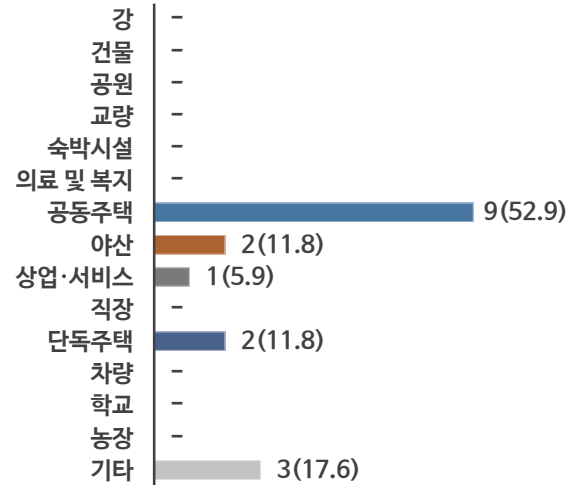


2020년 1-4월 | 시군별 | 자살사망자 수 | 사망장소 (단위 : 시)

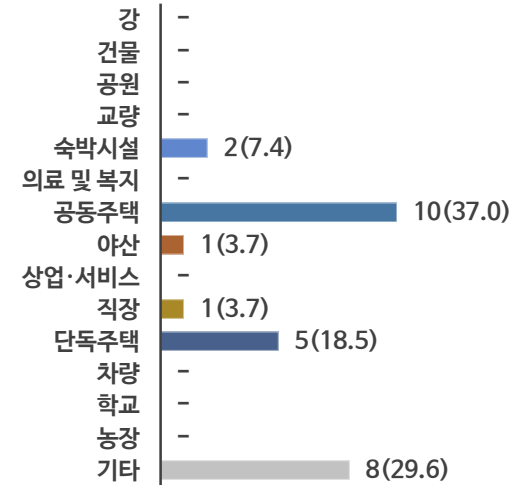
춘천시



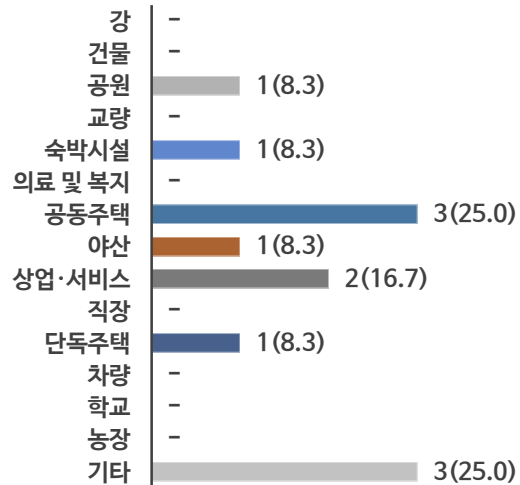
원주시




강릉시



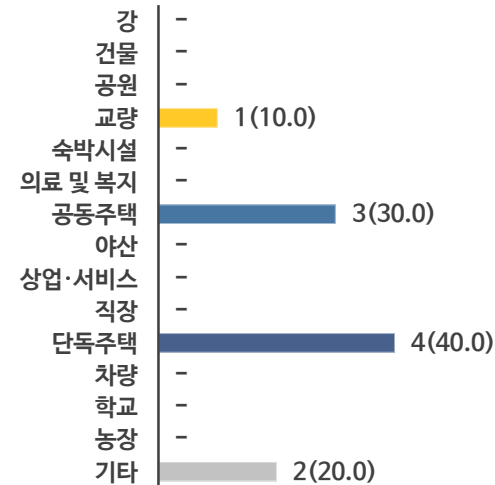
동해시



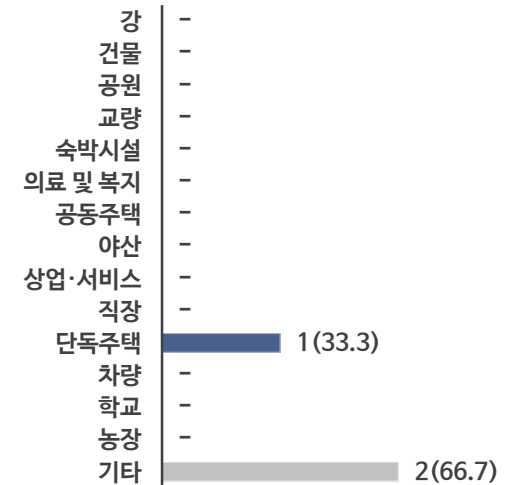
태백시



속초시



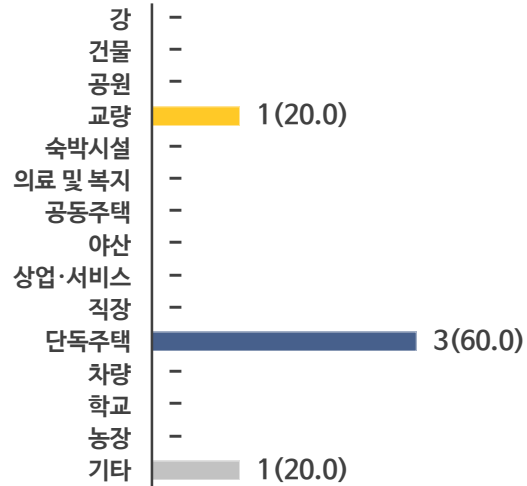
삼척시



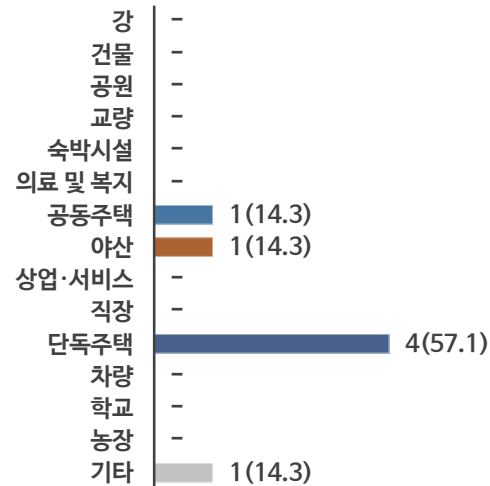


2020년 1-4월 | 시군별 | 자살사망자 수 | 사망장소 (단위 : 군)

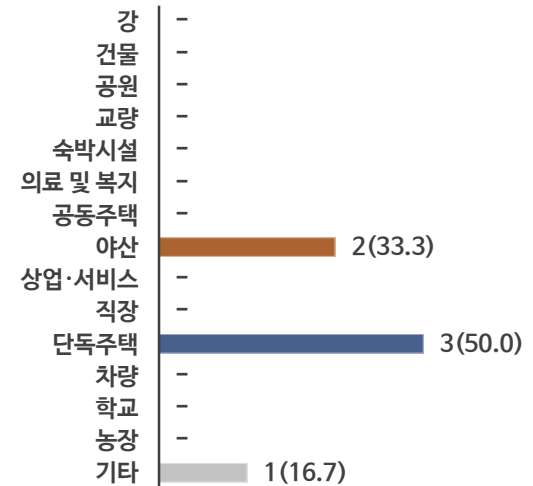
홍천군



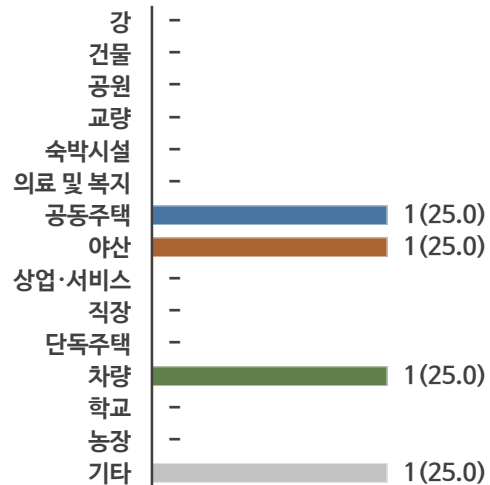
횡성군



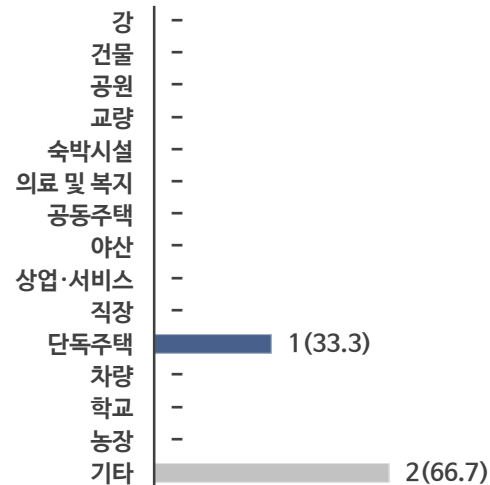
영월군



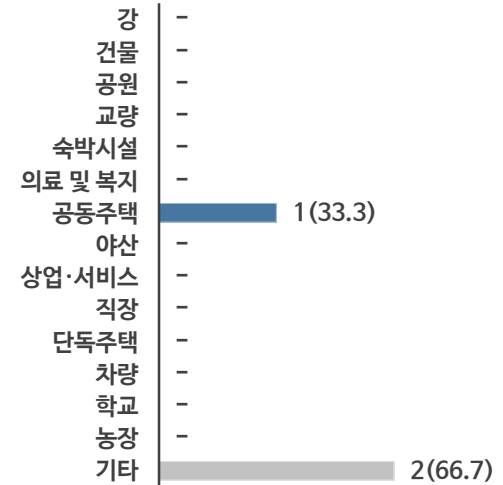
평창군



정선군




철원군



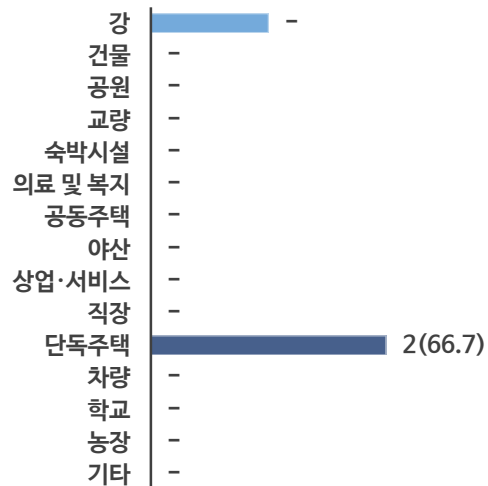


2020년 1-4월 | 시군별 | 자살사망자 수 | 사망장소 (단위 : 군)

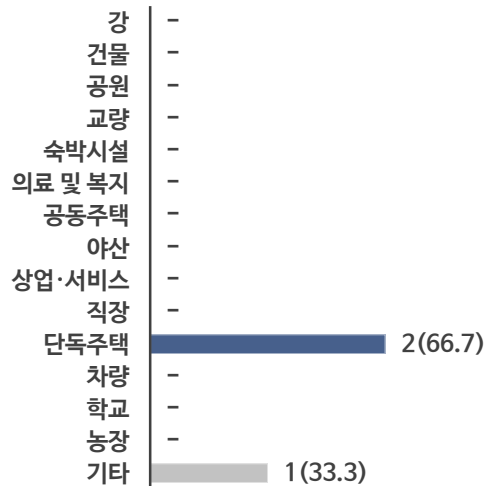
화천군



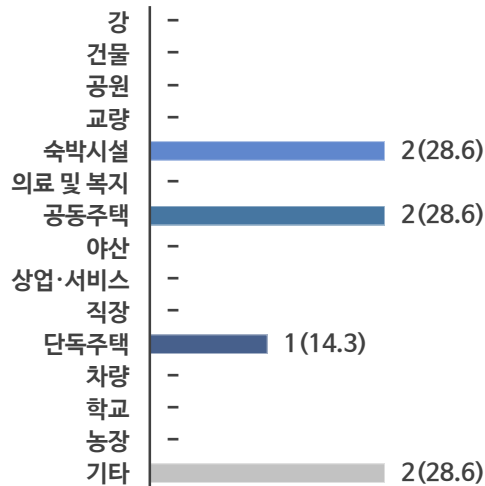
양구군



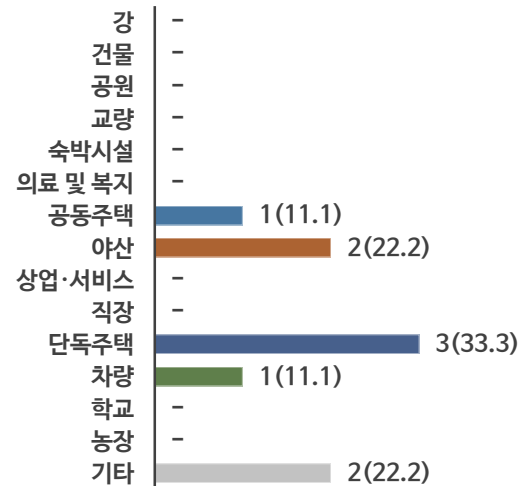
인제군



고성군



양양군





2020년 4월 시군별 | 자살사망자 수 | 사망방법

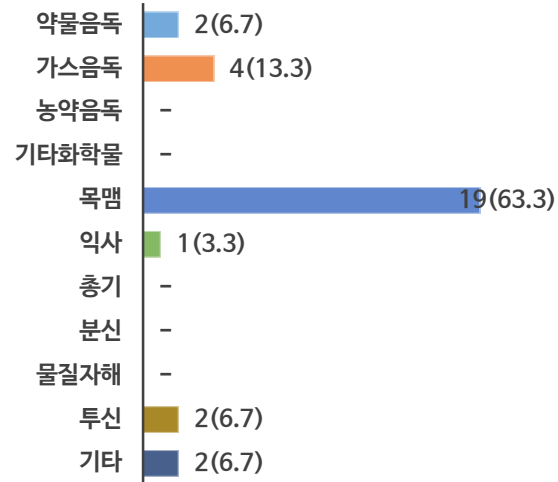
구분		춘천시	원주시	강릉시	동해시	태백시	속초시	삼척시	홍천군	횡성군	영월군	평창군	정선군	철원군	화천군	양구군	인제군	고성군	양양군	전체
가스음독	N	2	0	6	0	0	1	0	0	0	0	0	0	1	0	0	0	0	1	11
	%	16.7	0.0	46.2	0.0	0.0	50.0	0.0	0.0	0.0	0.0	0.0	0.0	100.0	0.0	0.0	0.0	0.0	25.0	23.4
농약음독	N	0	0	1	0	0	0	0	0	0	0	0	0	0	0	0	0	0	0	1
	%	0.0	0.0	7.7	0.0	0.0	0.0	0.0	0.0	0.0	0.0	0.0	0.0	0.0	0.0	0.0	0.0	0.0	0.0	2.1
목매	N	9	4	4	4	0	1	1	0	0	2	0	1	0	1	0	0	0	3	30
	%	75.0	80.0	30.8	100.0	0.0	50.0	100.0	0.0	0.0	100.0	0.0	100.0	0.0	100.0	0.0	0.0	0.0	75.0	63.8
익사	N	0	0	0	0	0	0	0	0	0	0	0	0	0	0	1	0	0	0	1
	%	0.0	0.0	0.0	0.0	0.0	0.0	0.0	0.0	0.0	0.0	0.0	0.0	0.0	0.0	100.0	0.0	0.0	0.0	2.1
투신 (추락/충돌)	N	1	1	1	0	0	0	0	0	0	0	0	0	0	0	0	0	0	0	3
	%	8.3	20.0	7.7	0.0	0.0	0.0	0.0	0.0	0.0	0.0	0.0	0.0	0.0	0.0	0.0	0.0	0.0	0.0	6.4
기타	N	0	0	1	0	0	0	0	0	0	0	0	0	0	0	0	0	0	0	1
	%	0.0	0.0	7.7	0.0	0.0	0.0	0.0	0.0	0.0	0.0	0.0	0.0	0.0	0.0	0.0	0.0	0.0	0.0	2.1
전체	N	12	5	13	4	0	2	1	0	0	2	0	1	1	1	1	0	0	4	47
	%	100.0	100.0	100.0	100.0	0.0	100.0	100.0	0.0	0.0	100.0	0.0	100.0	100.0	100.0	100.0	0.0	0.0	100.0	100.0

[illegible]

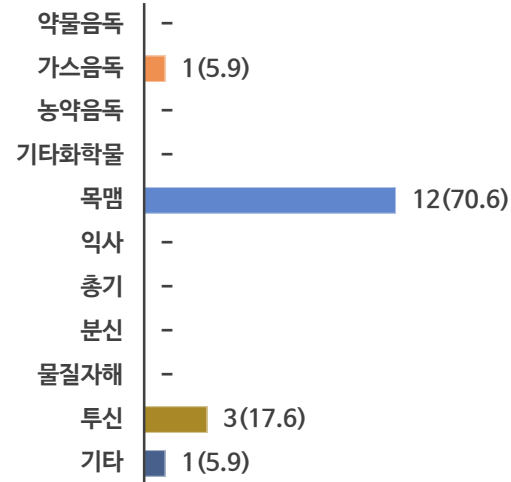


2020년 1-4월 | 시군별 | 자살사망자 수 | 사망방법 (단위 : 시)

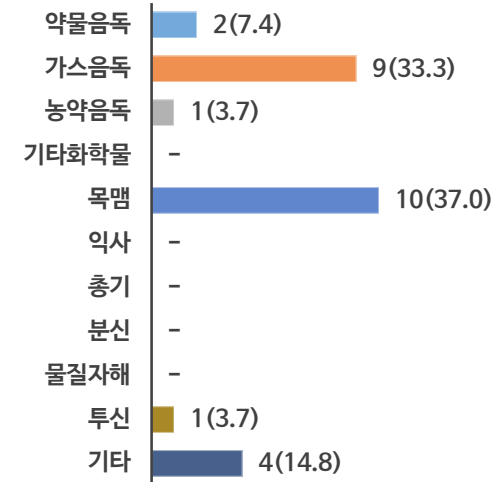
춘천시



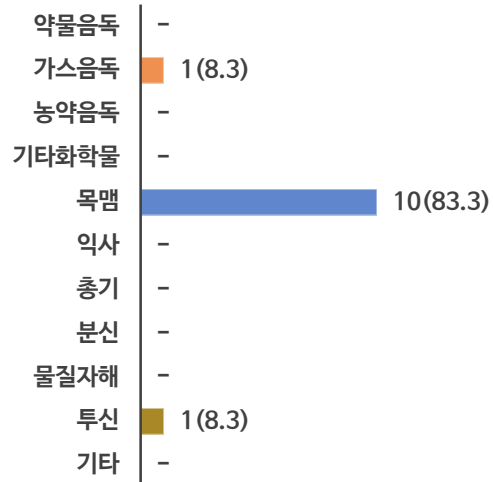
원주시



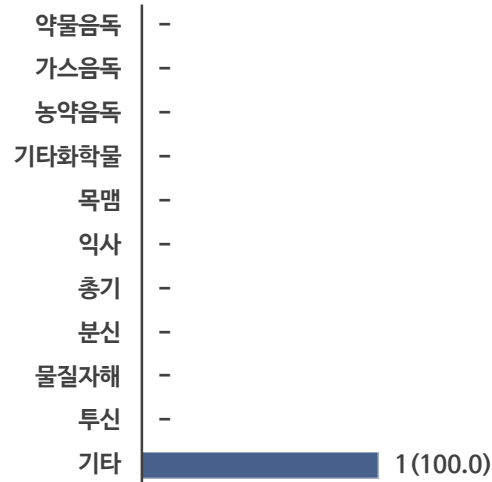
강릉시



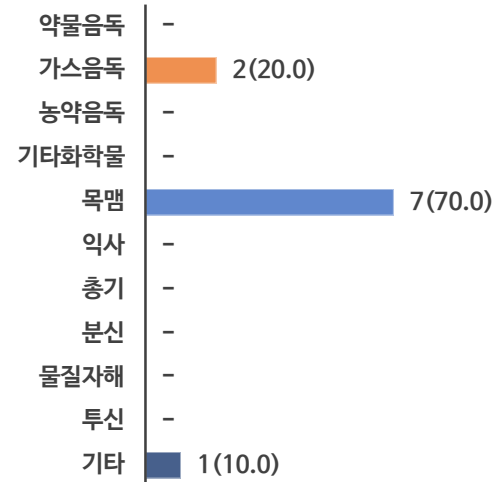
동해시



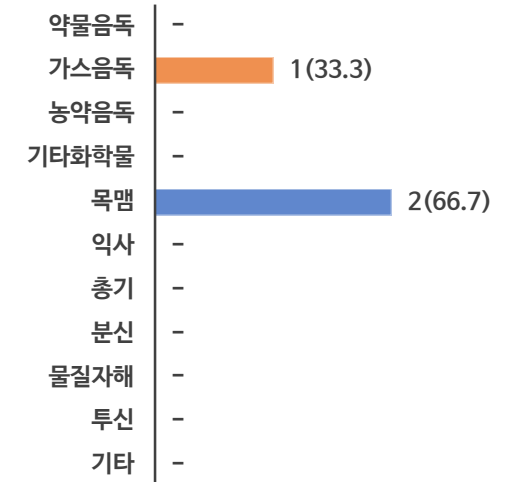
태백시



속초시



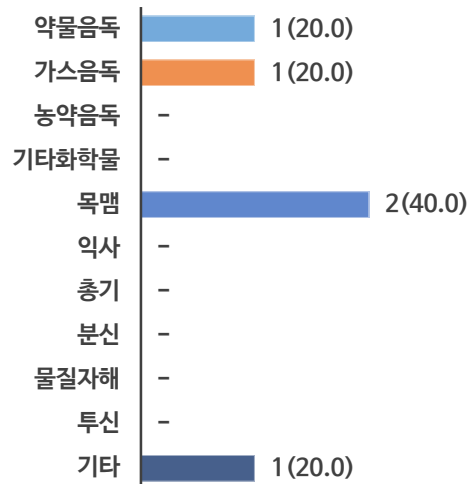
삼척시



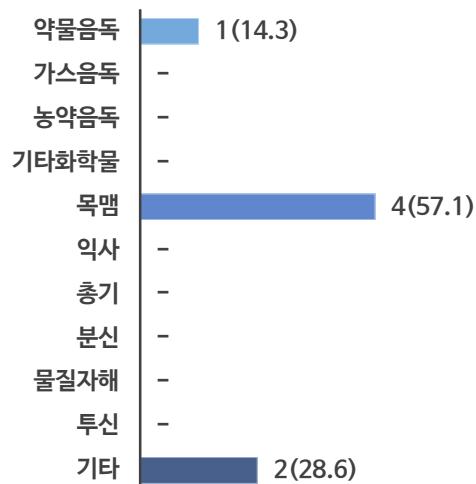


2020년 1-4월 | 시군별 | 자살사망자 수 | 사망방법 (단위 : 군)

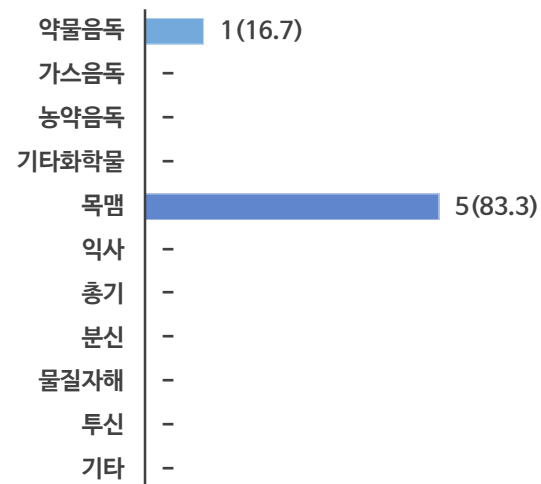
홍천군



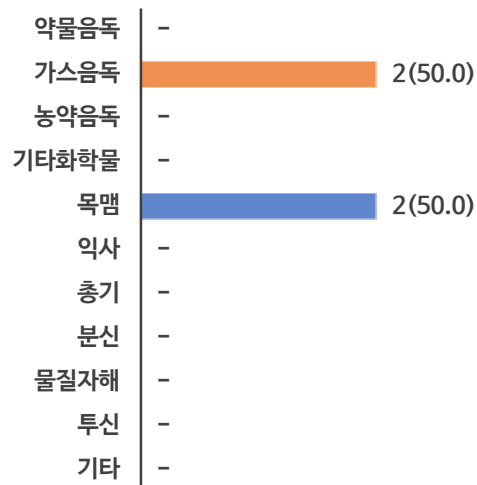
횡성군



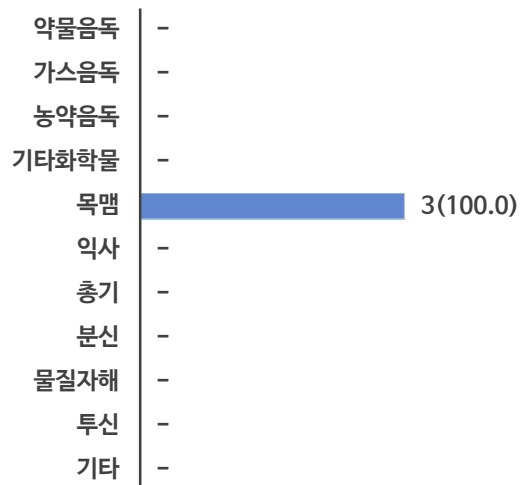
영월군



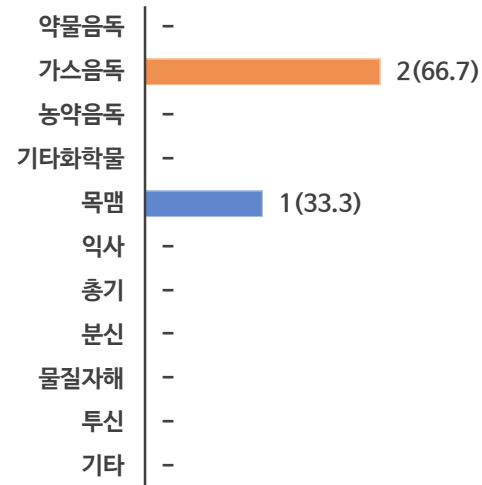
평창군



정선군



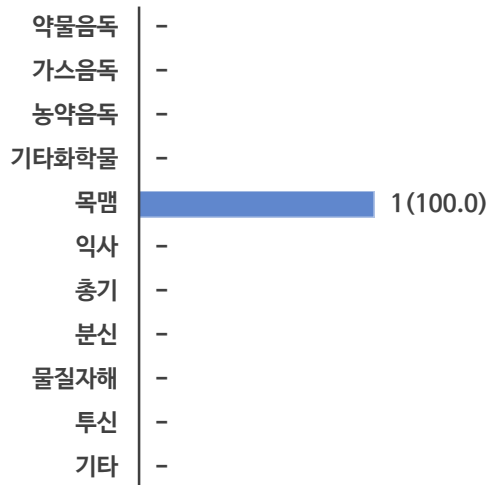
철원군



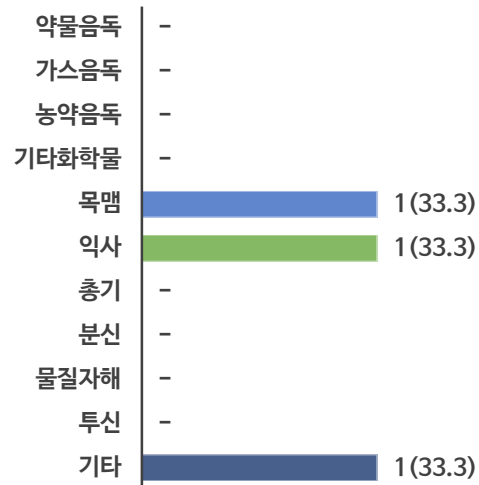


2020년 1-4월 | 시군별 | 자살사망자 수 | 사망방법 (단위 : 군)

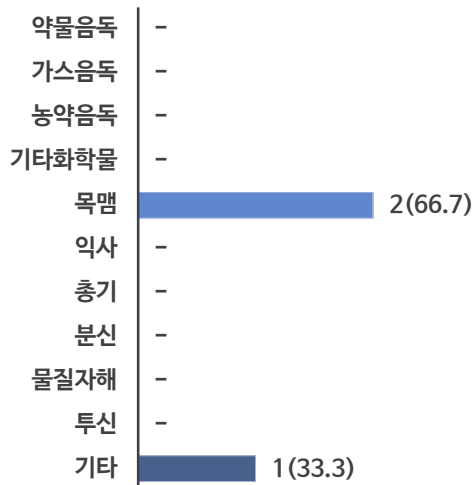
화천군



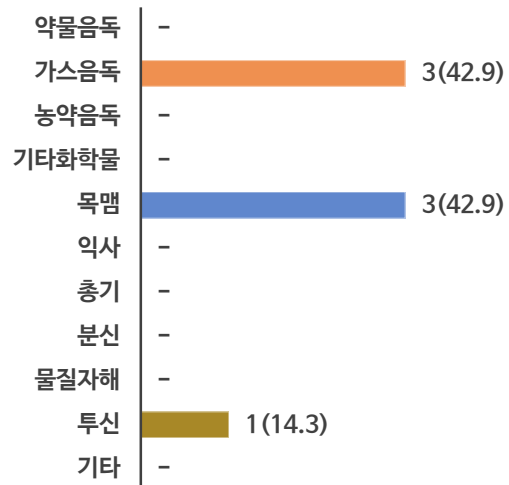
양구군



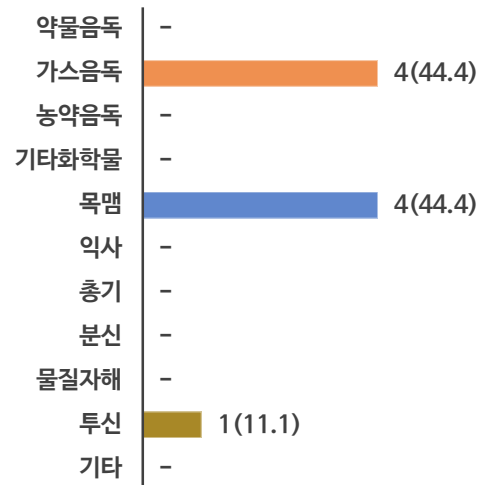
인제군



고성군



양양군





2020년 4월 시군별 | 자살사망자 수 | 자살동기

구분		춘천시	원주시	강릉시	동해시	태백시	속초시	삼척시	홍천군	횡성군	영월군	평창군	정선군	철원군	화천군	양구군	인제군	고성군	양양군	전체
가정 문제	N	1	1	0	0	0	0	0	0	0	0	0	0	0	1	0	0	0	0	3
	%	8.3	20.0	0.0	0.0	0.0	0.0	0.0	0.0	0.0	0.0	0.0	0.0	0.0	100.0	0.0	0.0	0.0	0.0	6.4
신체적 질병 문제	N	0	0	3	1	0	0	0	0	0	0	0	0	0	0	0	0	0	0	4
	%	0.0	0.0	23.1	25.0	0.0	0.0	0.0	0.0	0.0	0.0	0.0	0.0	0.0	0.0	0.0	0.0	0.0	0.0	8.5
경제적 또는 직업 문제	N	3	0	2	1	0	1	0	0	0	0	0	0	0	0	1	0	0	1	9
	%	25.0	0.0	15.4	25.0	0.0	50.0	0.0	0.0	0.0	0.0	0.0	0.0	0.0	0.0	100.0	0.0	0.0	25.0	19.1
대인관계문제	N	1	0	0	0	0	0	0	0	0	0	0	0	0	0	0	0	0	0	1
	%	8.3	0.0	0.0	0.0	0.0	0.0	0.0	0.0	0.0	0.0	0.0	0.0	0.0	0.0	0.0	0.0	0.0	0.0	2.1
정신과적 문제	N	1	2	2	2	0	0	0	0	0	0	0	0	0	0	0	0	0	1	8
	%	8.3	40.0	15.4	50.0	0.0	0.0	0.0	0.0	0.0	0.0	0.0	0.0	0.0	0.0	0.0	0.0	0.0	25.0	17.0
복합적 문제	N	6	2	6	0	0	1	1	0	0	2	0	1	1	0	0	0	0	2	22
	%	50.0	40.0	46.2	0.0	0.0	50.0	100.0	0.0	0.0	100.0	0.0	100.0	100.0	0.0	0.0	0.0	0.0	50.0	46.8
전체	N	12	5	13	4	0	2	1	0	0	2	0	1	1	1	1	0	0	4	47
	%	100.0	100.0	100.0	100.0	0.0	100.0	100.0	0.0	0.0	100.0	0.0	100.0	100.0	100.0	100.0	0.0	0.0	100.0	100.0



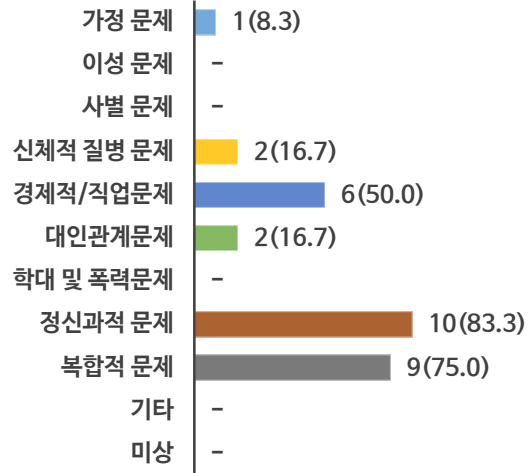
2020년 1-4월 | 시군별 | 자살사망자 수 | 자살동기

구분		춘천시	원주시	강릉시	동해시	태백시	속초시	삼척시	홍천군	횡성군	영월군	평창군	정선군	철원군	화천군	양구군	인제군	고성군	양양군	전체
가정 문제	N	1	1	0	1	0	1	0	0	1	1	0	0	0	1	0	0	0	0	7
	%	8.3	20.0	0.0	25.0	0.0	50.0	0.0	0.0	0.0	50.0	0.0	0.0	0.0	100.0	0.0	0.0	0.0	0.0	14.9
이성 문제	N	0	0	0	0	0	0	0	0	0	0	0	0	0	0	0	0	1	0	1
	%	0.0	0.0	0.0	0.0	0.0	0.0	0.0	0.0	0.0	0.0	0.0	0.0	0.0	0.0	0.0	0.0	0.0	0.0	2.1
사별 문제	N	0	0	0	0	0	0	0	0	0	0	0	0	0	0	0	0	0	0	0
	%	0.0	0.0	0.0	0.0	0.0	0.0	0.0	0.0	0.0	0.0	0.0	0.0	0.0	0.0	0.0	0.0	0.0	0.0	0.0
신체적 질병 문제	N	2	1	9	1	0	1	0	3	1	0	1	0	0	0	1	2	0	0	22
	%	16.7	20.0	69.2	25.0	0.0	50.0	0.0	0.0	0.0	0.0	0.0	0.0	0.0	0.0	100.0	0.0	0.0	0.0	46.8
경제적 또는 직업 문제	N	6	2	4	4	0	1	1	1	1	0	0	0	1	0	2	0	1	3	27
	%	50.0	40.0	30.8	100.0	0.0	50.0	100.0	0.0	0.0	0.0	0.0	0.0	100.0	0.0	200.0	0.0	0.0	75.0	57.4
대인관계 문제	N	2	0	1	0	0	0	0	0	0	1	0	0	0	0	0	0	0	0	4
	%	16.7	0.0	7.7	0.0	0.0	0.0	0.0	0.0	0.0	50.0	0.0	0.0	0.0	0.0	0.0	0.0	0.0	0.0	8.5
학대 및 폭력문제	N	0	0	0	0	0	0	0	0	0	0	0	0	0	0	0	0	0	0	0
	%	0.0	0.0	0.0	0.0	0.0	0.0	0.0	0.0	0.0	0.0	0.0	0.0	0.0	0.0	0.0	0.0	0.0	0.0	0.0
정신과적 문제	N	10	5	4	4	0	3	0	0	0	0	1	0	0	0	0	1	3	2	33
	%	83.3	100.0	30.8	100.0	0.0	150.0	0.0	0.0	0.0	0.0	0.0	0.0	0.0	0.0	0.0	0.0	0.0	50.0	70.2
복합적 문제	N	9	8	9	2	1	4	2	1	4	4	2	3	2	0	0	0	2	4	57
	%	75.0	160.0	69.2	50.0	0.0	200.0	200.0	0.0	0.0	200.0	0.0	300.0	200.0	0.0	0.0	0.0	0.0	100.0	121.3
기타	N	0	0	0	0	0	0	0	0	0	0	0	0	0	0	0	0	0	0	0
	%	0.0	0.0	0.0	0.0	0.0	0.0	0.0	0.0	0.0	0.0	0.0	0.0	0.0	0.0	0.0	0.0	0.0	0.0	0.0
미상	N	0	0	0	0	0	0	0	0	0	0	0	0	0	0	0	0	0	0	0
	%	0.0	0.0	0.0	0.0	0.0	0.0	0.0	0.0	0.0	0.0	0.0	0.0	0.0	0.0	0.0	0.0	0.0	0.0	0.0
전체	N	30	17	27	12	1	10	3	5	7	6	4	3	3	1	3	3	7	9	151
	%	250.0	340.0	207.7	300.0	0.0	500.0	300.0	0.0	0.0	300.0	0.0	300.0	300.0	100.0	300.0	0.0	0.0	225.0	321.3

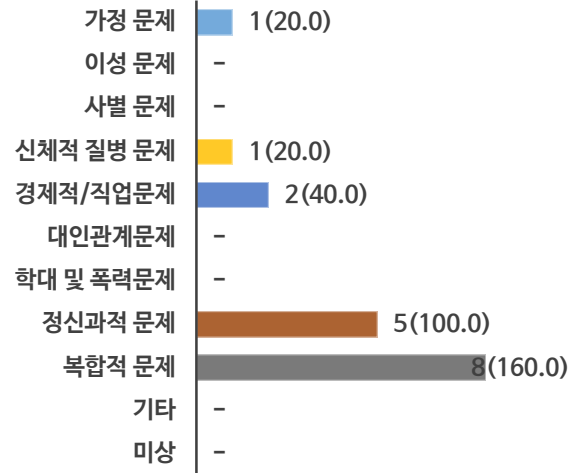


2020년 1-4월 | 시군별 | 자살사망자 수 | 자살동기 (단위 : 시)

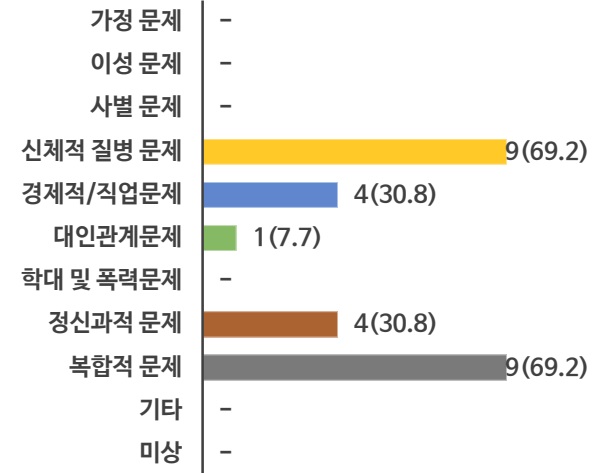
춘천시



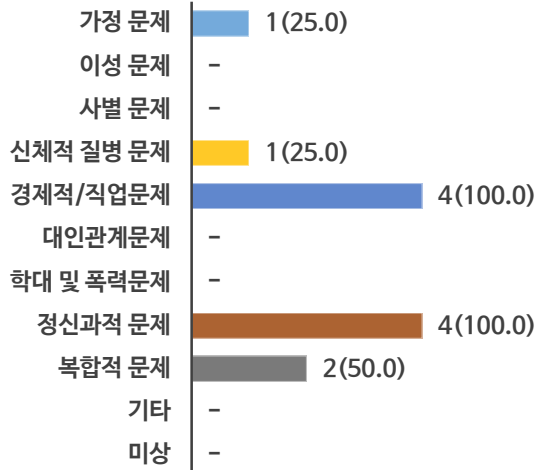
원주시



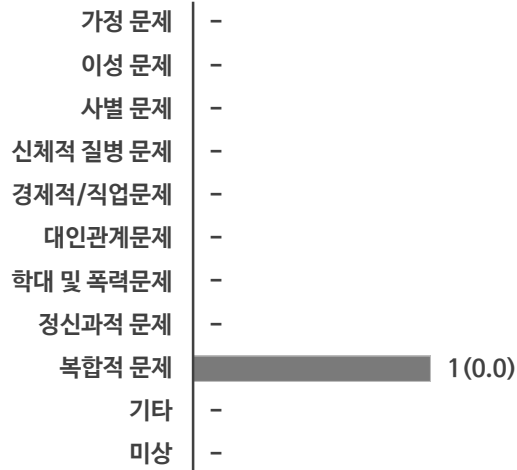
강릉시



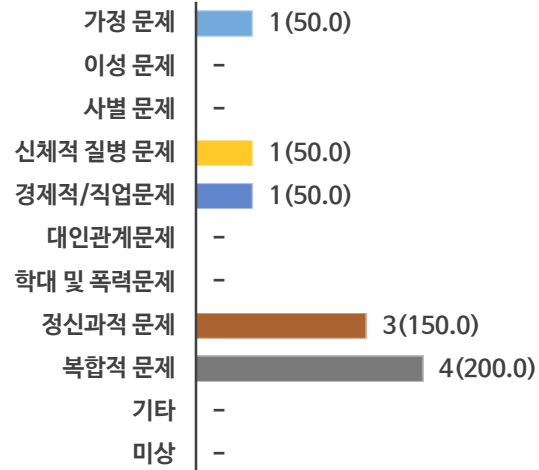
동해시



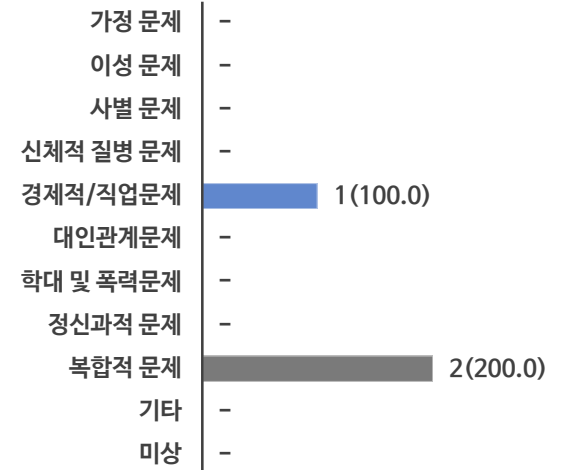
태백시



속초시



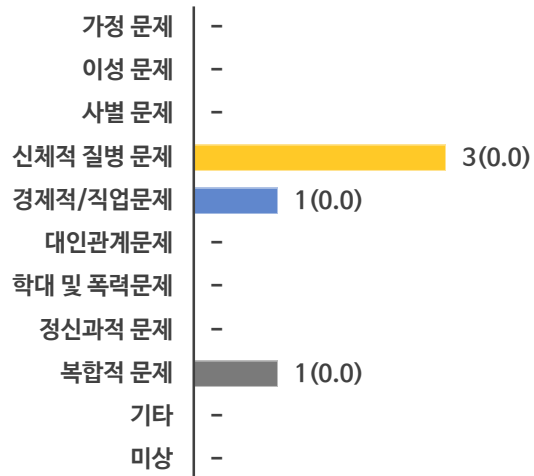
삼척시



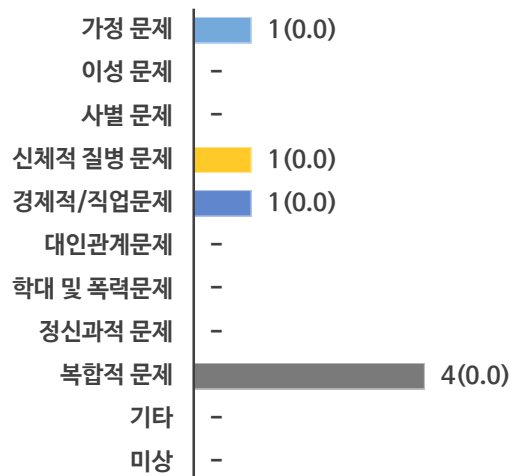


2020년 1-4월 | 시군별 | 자살사망자 수 | 자살동기 (단위 : 군)

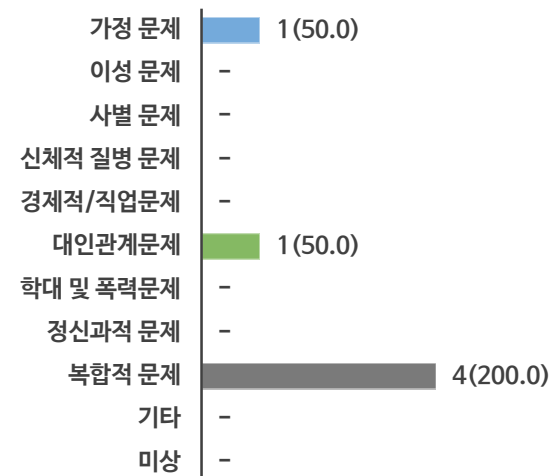
홍천군



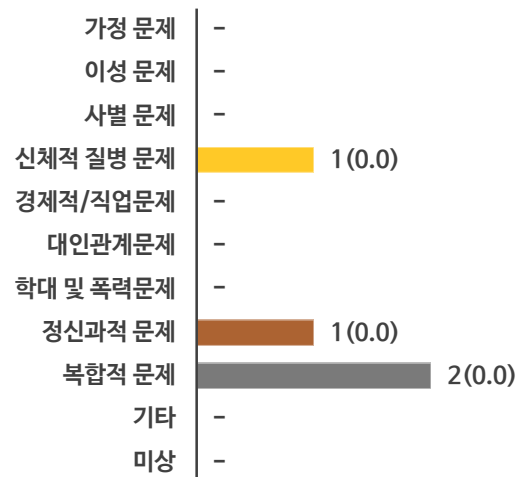
횡성군




영월군



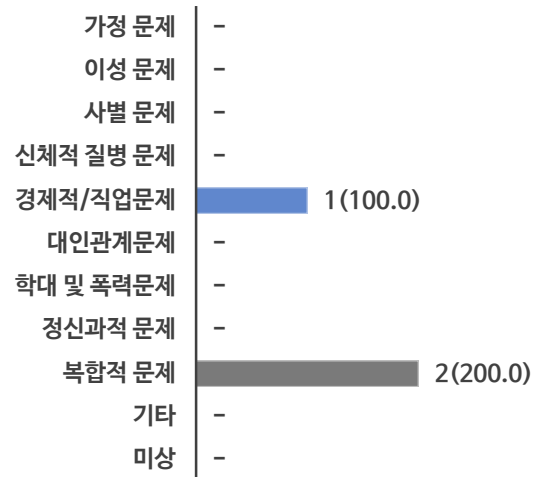
평창군



정선군



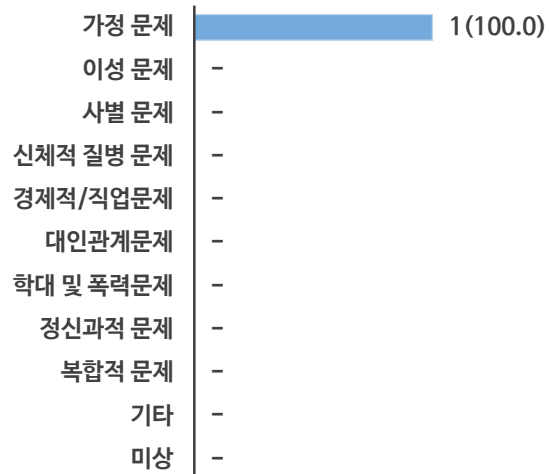
철원군



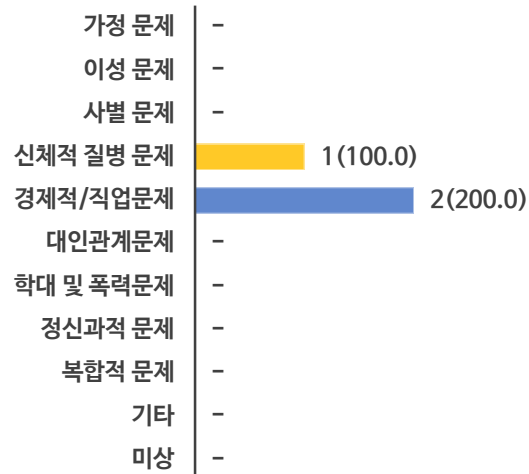


2020년 1-4월 | 시군별 | 자살사망자 수 | 자살동기 (단위 : 군)

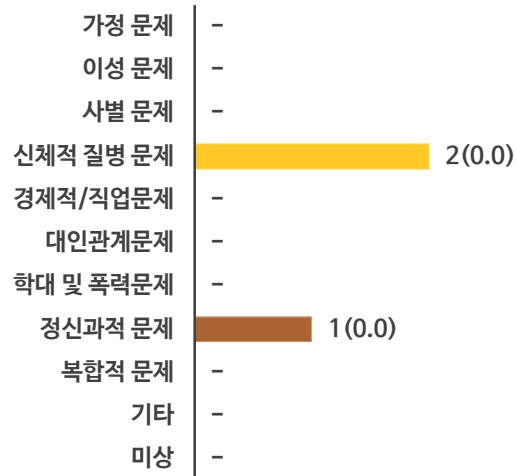
화천군



양구군



인제군



고성군



양양군

