

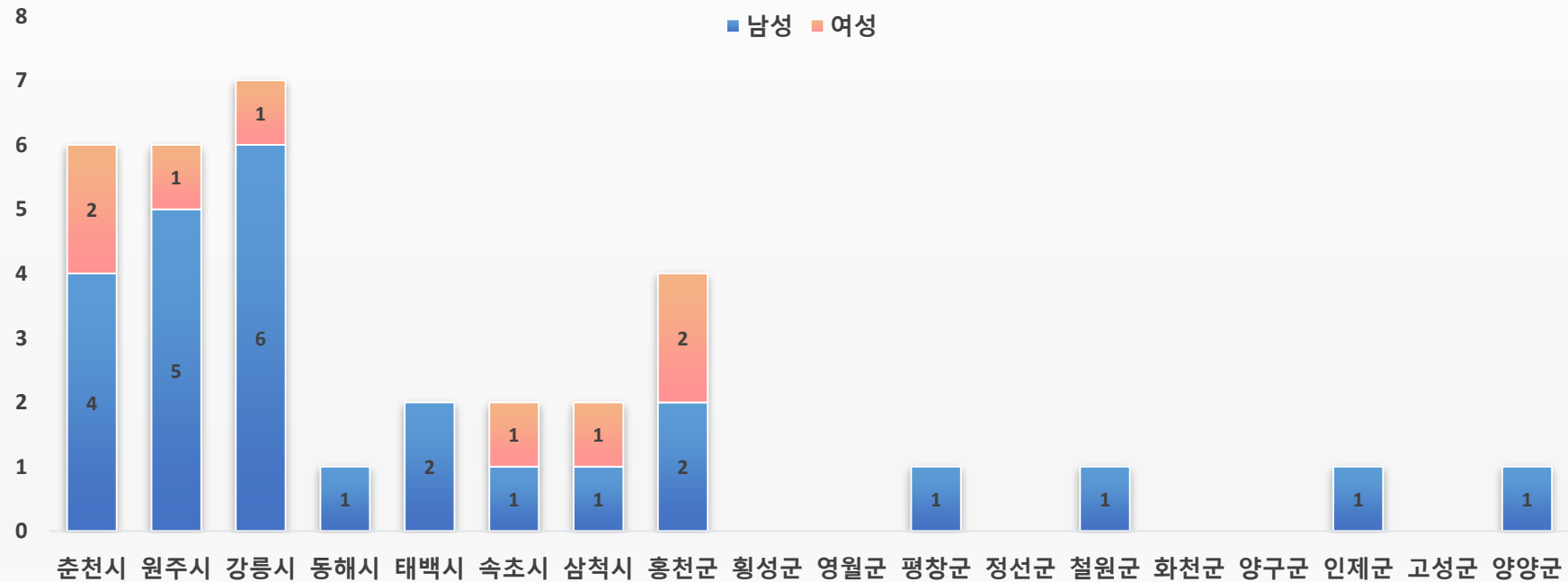
2020년 5월 강원도 자살사망자 현황

- 기간 : 2020.05.01. - 05.31.
- 근거 : 강원도자살예방센터 자체 조사자료
[자살사망자 발견지역 기준]



2020년 5월 시군별 | 자살사망자 수 | 성별

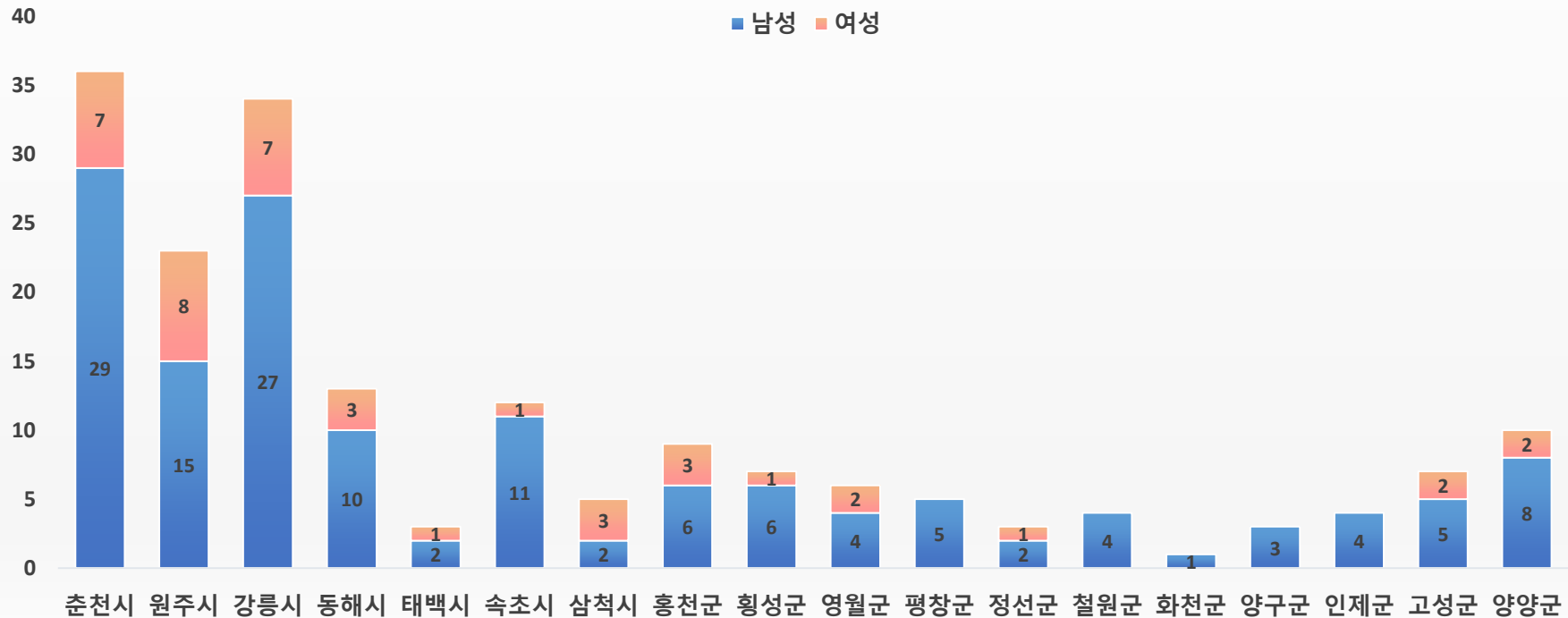
| 구분 | | 춘천시 | 원주시 | 강릉시 | 동해시 | 태백시 | 속초시 | 삼척시 | 홍천군 | 횡성군 | 영월군 | 평창군 | 정선군 | 철원군 | 화천군 | 양구군 | 인제군 | 고성군 | 양양군 | 전체 |
|----|---|-------|-------|-------|-------|-------|-------|-------|-------|-----|-----|-------|-----|-------|-----|-----|-------|-----|-------|-------|
| 남성 | N | 4 | 5 | 6 | 1 | 2 | 1 | 1 | 2 | 0 | 0 | 1 | 0 | 1 | 0 | 0 | 1 | 0 | 1 | 26 |
| | % | 66.7 | 83.3 | 85.7 | 100.0 | 100.0 | 50.0 | 50.0 | 50.0 | 0.0 | 0.0 | 100.0 | 0.0 | 100.0 | 0.0 | 0.0 | 100.0 | 0.0 | 100.0 | 76.5 |
| 여성 | N | 2 | 1 | 1 | 0 | 0 | 1 | 1 | 2 | 0 | 0 | 0 | 0 | 0 | 0 | 0 | 0 | 0 | 0 | 8 |
| | % | 33.3 | 16.7 | 14.3 | 0.0 | 0.0 | 50.0 | 50.0 | 50.0 | 0.0 | 0.0 | 0.0 | 0.0 | 0.0 | 0.0 | 0.0 | 0.0 | 0.0 | 0.0 | 23.5 |
| 전체 | N | 6 | 6 | 7 | 1 | 2 | 2 | 2 | 4 | 0 | 0 | 1 | 0 | 1 | 0 | 0 | 1 | 0 | 1 | 34 |
| | % | 100.0 | 100.0 | 100.0 | 100.0 | 100.0 | 100.0 | 100.0 | 100.0 | 0.0 | 0.0 | 100.0 | 0.0 | 100.0 | 0.0 | 0.0 | 100.0 | 0.0 | 100.0 | 100.0 |





2020년 1-5월 | 시군별 | 자살사망자 수 | 성별

| 구분 | | 춘천시 | 원주시 | 강릉시 | 동해시 | 태백시 | 속초시 | 삼척시 | 홍천군 | 횡성군 | 영월군 | 평창군 | 정선군 | 철원군 | 화천군 | 양구군 | 인제군 | 고성군 | 양양군 | 전체 |
|----|---|-------|-------|-------|-------|-------|-------|-------|-------|-------|-------|-------|-------|-------|-------|-------|-------|-------|-------|-------|
| 남성 | N | 29 | 15 | 27 | 10 | 2 | 11 | 2 | 6 | 6 | 4 | 5 | 2 | 4 | 1 | 3 | 4 | 5 | 8 | 144 |
| | % | 80.6 | 65.2 | 79.4 | 76.9 | 66.7 | 91.7 | 40.0 | 66.7 | 85.7 | 66.7 | 100.0 | 66.7 | 100.0 | 100.0 | 100.0 | 100.0 | 71.4 | 80.0 | 77.8 |
| 여성 | N | 7 | 8 | 7 | 3 | 1 | 1 | 3 | 3 | 1 | 2 | 0 | 1 | 0 | 0 | 0 | 0 | 2 | 2 | 41 |
| | % | 19.4 | 34.8 | 20.6 | 23.1 | 33.3 | 8.3 | 60.0 | 33.3 | 14.3 | 33.3 | 0.0 | 33.3 | 0.0 | 0.0 | 0.0 | 0.0 | 28.6 | 20.0 | 22.2 |
| 전체 | N | 36 | 23 | 34 | 13 | 3 | 12 | 5 | 9 | 7 | 6 | 5 | 3 | 4 | 1 | 3 | 4 | 7 | 10 | 185 |
| | % | 100.0 | 100.0 | 100.0 | 100.0 | 100.0 | 100.0 | 100.0 | 100.0 | 100.0 | 100.0 | 100.0 | 100.0 | 100.0 | 100.0 | 100.0 | 100.0 | 100.0 | 100.0 | 100.0 |





2020년 5월 시군별 | 자살사망자 수 | 연령대

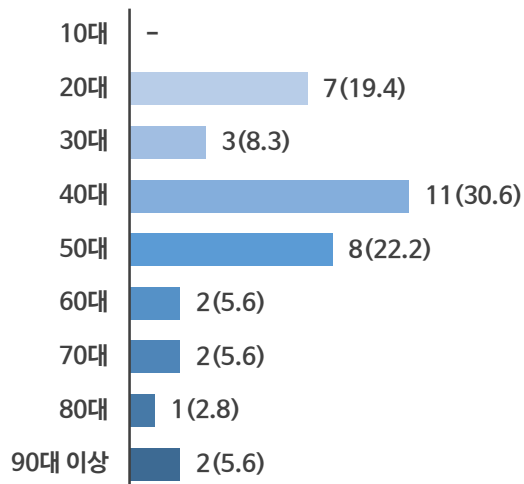
| 구분 | | 춘천시 | 원주시 | 강릉시 | 동해시 | 태백시 | 속초시 | 삼척시 | 홍천군 | 횡성군 | 영월군 | 평창군 | 정선군 | 철원군 | 화천군 | 양구군 | 인제군 | 고성군 | 양양군 | 전체 |
|-----|---|-------|-------|-------|-------|-------|-------|-------|-------|-----|-----|-------|-----|-------|-----|-----|-------|-----|-------|-------|
| 10대 | N | 0 | 0 | 2 | 0 | 0 | 0 | 0 | 0 | 0 | 0 | 0 | 0 | 0 | 0 | 0 | 0 | 0 | 0 | 2 |
| | % | 0.0 | 0.0 | 28.6 | 0.0 | 0.0 | 0.0 | 0.0 | 0.0 | 0.0 | 0.0 | 0.0 | 0.0 | 0.0 | 0.0 | 0.0 | 0.0 | 0.0 | 0.0 | 5.9 |
| 20대 | N | 3 | 0 | 0 | 0 | 0 | 0 | 0 | 0 | 0 | 0 | 0 | 0 | 0 | 0 | 0 | 0 | 0 | 0 | 3 |
| | % | 50.0 | 0.0 | 0.0 | 0.0 | 0.0 | 0.0 | 0.0 | 0.0 | 0.0 | 0.0 | 0.0 | 0.0 | 0.0 | 0.0 | 0.0 | 0.0 | 0.0 | 0.0 | 8.8 |
| 30대 | N | 0 | 0 | 1 | 0 | 0 | 0 | 0 | 1 | 0 | 0 | 0 | 0 | 0 | 0 | 0 | 1 | 0 | 0 | 3 |
| | % | 0.0 | 0.0 | 14.3 | 0.0 | 0.0 | 0.0 | 0.0 | 25.0 | 0.0 | 0.0 | 0.0 | 0.0 | 0.0 | 0.0 | 0.0 | 100.0 | 0.0 | 0.0 | 8.8 |
| 40대 | N | 1 | 0 | 0 | 0 | 2 | 1 | 1 | 0 | 0 | 0 | 0 | 0 | 0 | 0 | 0 | 0 | 0 | 0 | 5 |
| | % | 16.7 | 0.0 | 0.0 | 0.0 | 100.0 | 50.0 | 50.0 | 0.0 | 0.0 | 0.0 | 0.0 | 0.0 | 0.0 | 0.0 | 0.0 | 0.0 | 0.0 | 0.0 | 14.7 |
| 50대 | N | 1 | 3 | 3 | 1 | 0 | 1 | 1 | 1 | 0 | 0 | 0 | 0 | 1 | 0 | 0 | 0 | 0 | 1 | 13 |
| | % | 16.7 | 50.0 | 42.9 | 100.0 | 0.0 | 50.0 | 50.0 | 25.0 | 0.0 | 0.0 | 0.0 | 0.0 | 100.0 | 0.0 | 0.0 | 0.0 | 0.0 | 100.0 | 38.2 |
| 60대 | N | 0 | 2 | 1 | 0 | 0 | 0 | 0 | 2 | 0 | 0 | 1 | 0 | 0 | 0 | 0 | 0 | 0 | 0 | 6 |
| | % | 0.0 | 33.3 | 14.3 | 0.0 | 0.0 | 0.0 | 0.0 | 50.0 | 0.0 | 0.0 | 100.0 | 0.0 | 0.0 | 0.0 | 0.0 | 0.0 | 0.0 | 0.0 | 17.6 |
| 70대 | N | 0 | 0 | 0 | 0 | 0 | 0 | 0 | 0 | 0 | 0 | 0 | 0 | 0 | 0 | 0 | 0 | 0 | 0 | 0 |
| | % | 0.0 | 0.0 | 0.0 | 0.0 | 0.0 | 0.0 | 0.0 | 0.0 | 0.0 | 0.0 | 0.0 | 0.0 | 0.0 | 0.0 | 0.0 | 0.0 | 0.0 | 0.0 | 0.0 |
| 80대 | N | 1 | 1 | 0 | 0 | 0 | 0 | 0 | 0 | 0 | 0 | 0 | 0 | 0 | 0 | 0 | 0 | 0 | 0 | 2 |
| | % | 16.7 | 16.7 | 0.0 | 0.0 | 0.0 | 0.0 | 0.0 | 0.0 | 0.0 | 0.0 | 0.0 | 0.0 | 0.0 | 0.0 | 0.0 | 0.0 | 0.0 | 0.0 | 5.9 |
| 전체 | N | 6 | 6 | 7 | 1 | 2 | 2 | 2 | 4 | 0 | 0 | 1 | 0 | 1 | 0 | 0 | 1 | 0 | 1 | 34 |
| | % | 100.0 | 100.0 | 100.0 | 100.0 | 100.0 | 100.0 | 100.0 | 100.0 | 0.0 | 0.0 | 100.0 | 0.0 | 100.0 | 0.0 | 0.0 | 100.0 | 0.0 | 100.0 | 100.0 |

[illegible]

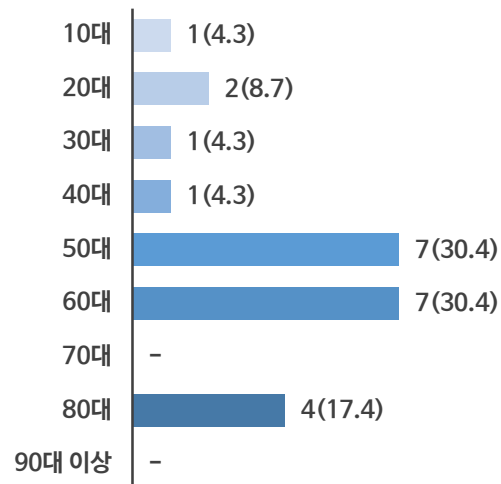


2020년 1-5월 | 시군별 | 자살사망자 수 | 연령대 (단위 : 시)

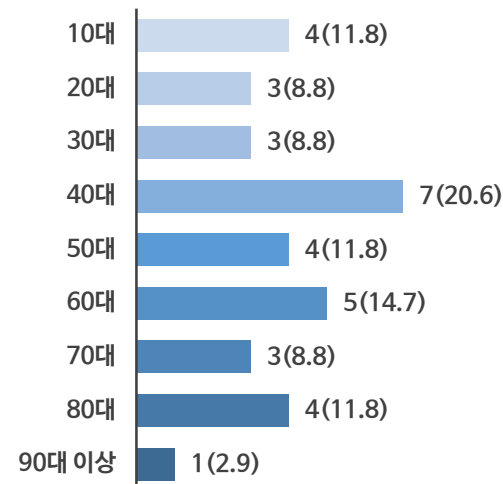
춘천시



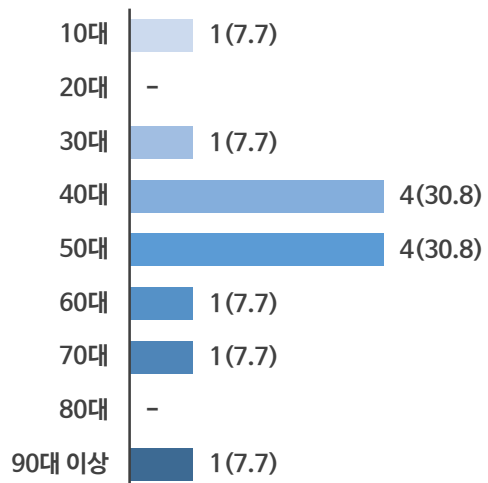
원주시



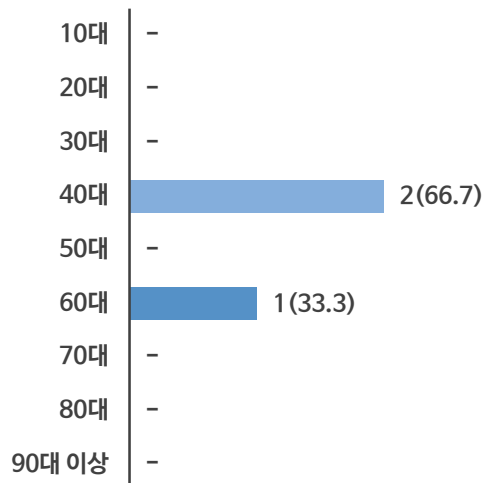
강릉시



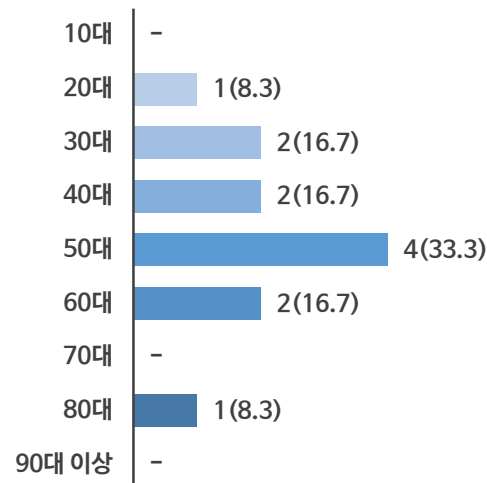
동해시



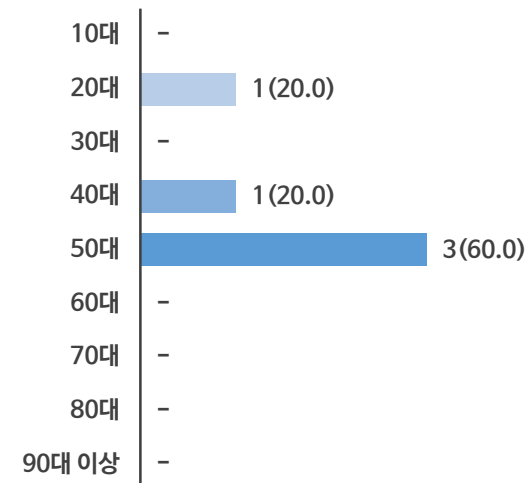
태백시



속초시



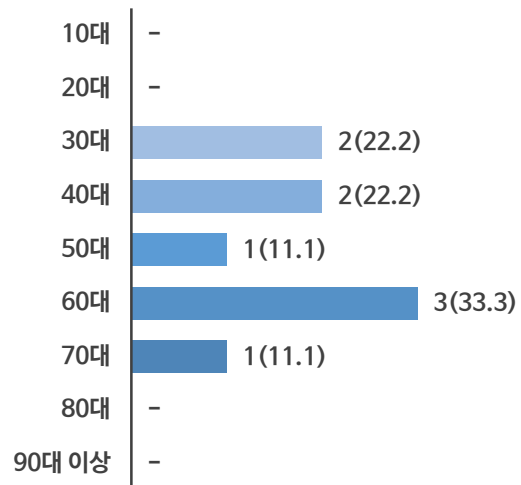
삼척시



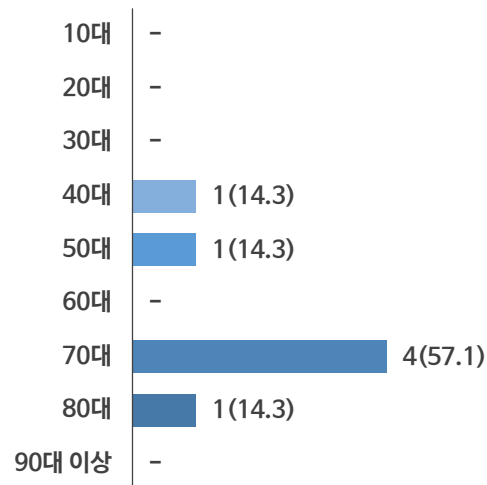


2020년 1-5월 | 시군별 | 자살사망자 수 | 연령대 (단위 : 군)

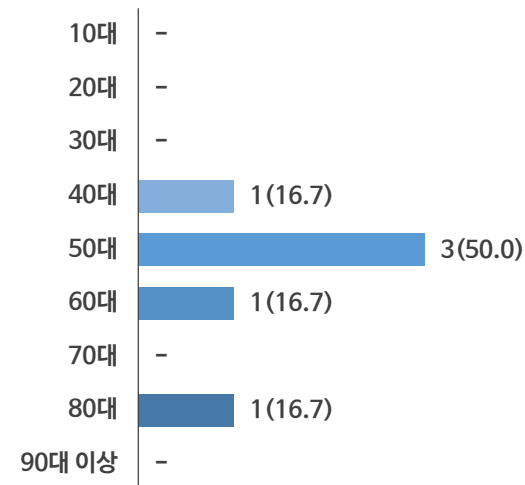
홍천군



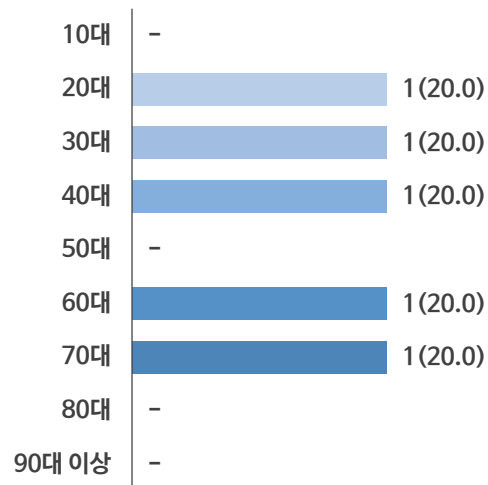
횡성군



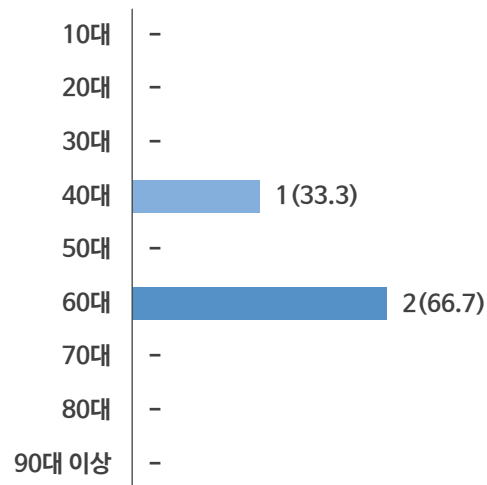
영월군



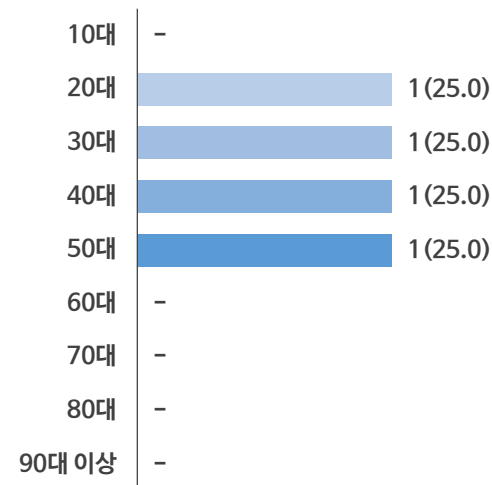
평창군



정선군



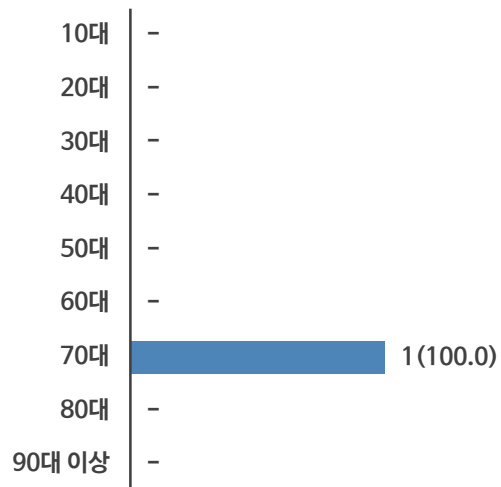
철원군



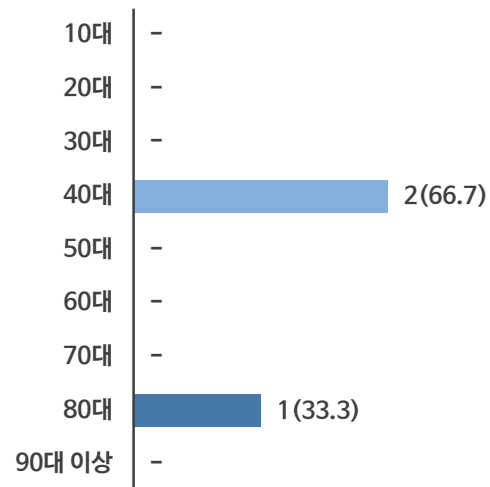


2020년 1-5월 | 시군별 | 자살사망자 수 | 연령대 (단위 : 군)

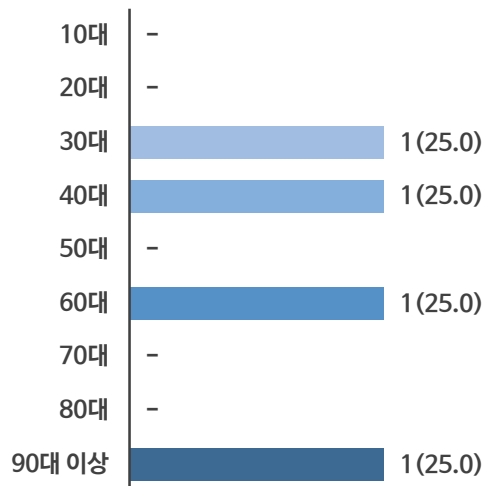
화천군



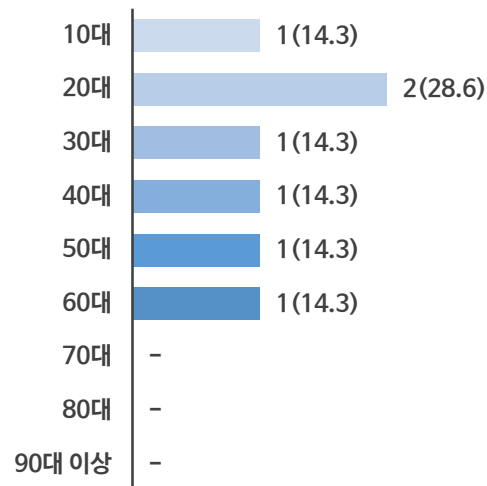
양구군



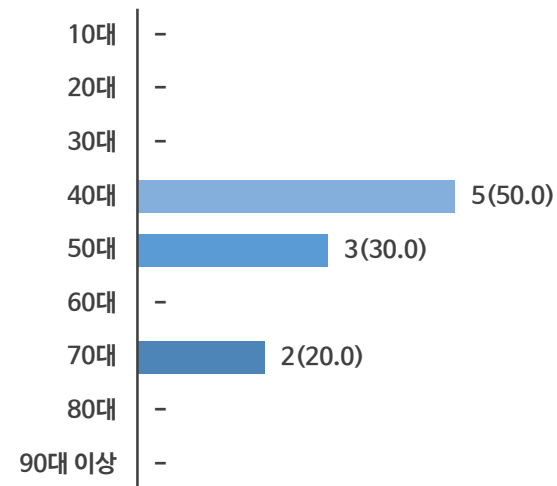
인제군



고성군



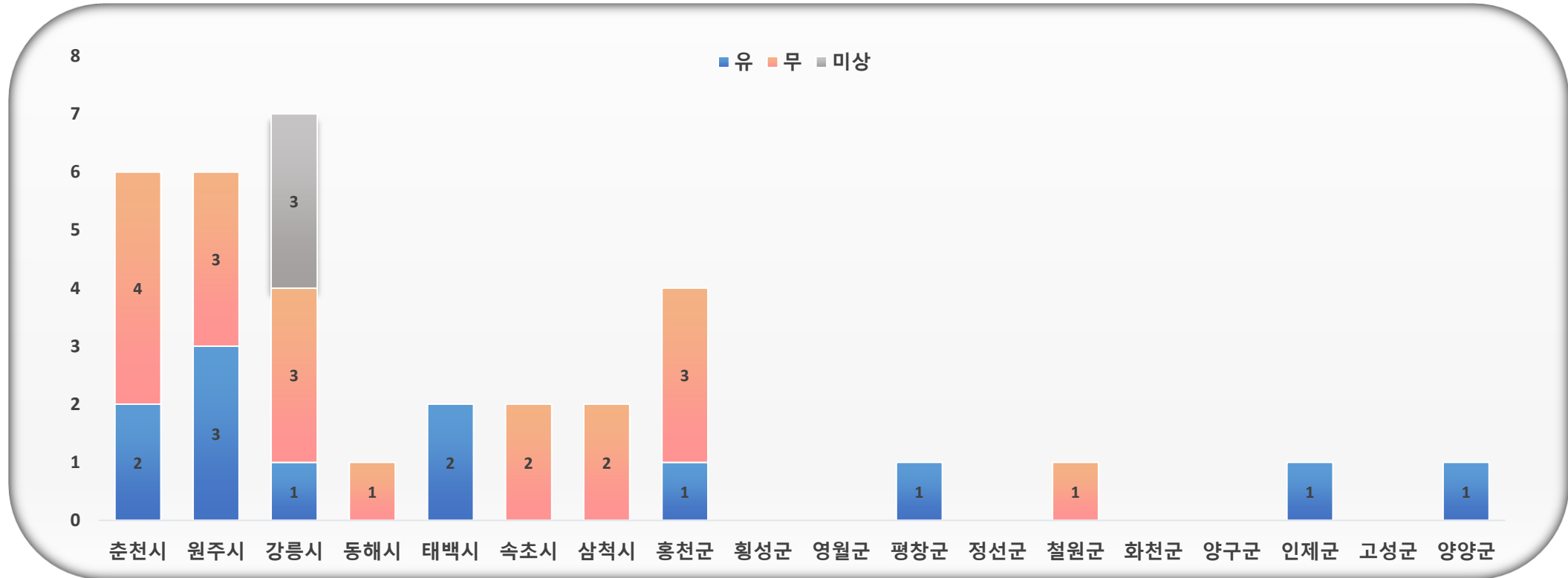
양양군





2020년 5월 시군별 | 자살사망자 수 | 직업유무

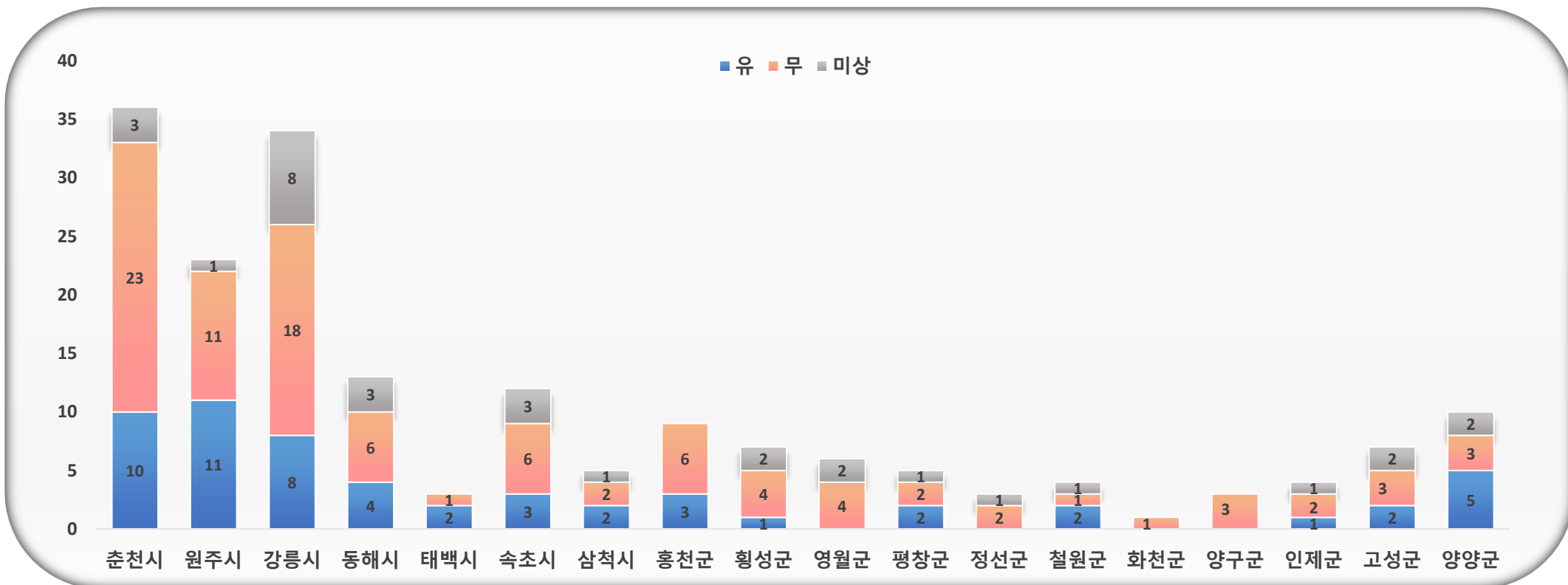
| 구분 | | 춘천시 | 원주시 | 강릉시 | 동해시 | 태백시 | 속초시 | 삼척시 | 홍천군 | 횡성군 | 영월군 | 평창군 | 정선군 | 철원군 | 화천군 | 양구군 | 인제군 | 고성군 | 양양군 | 전체 |
|----|---|-------|-------|-------|-------|-------|-------|-------|-------|-----|-----|-------|-----|-------|-----|-----|-------|-----|-------|-------|
| 유 | N | 2 | 3 | 1 | 0 | 2 | 0 | 0 | 1 | 0 | 0 | 1 | 0 | 0 | 0 | 0 | 1 | 0 | 1 | 12 |
| | % | 33.3 | 50.0 | 14.3 | 0.0 | 100.0 | 0.0 | 0.0 | 25.0 | 0.0 | 0.0 | 100.0 | 0.0 | 0.0 | 0.0 | 0.0 | 100.0 | 0.0 | 100.0 | 35.3 |
| 무 | N | 4 | 3 | 3 | 1 | 0 | 2 | 2 | 3 | 0 | 0 | 0 | 0 | 1 | 0 | 0 | 0 | 0 | 0 | 19 |
| | % | 66.7 | 50.0 | 42.9 | 100.0 | 0.0 | 100.0 | 100.0 | 75.0 | 0.0 | 0.0 | 0.0 | 0.0 | 100.0 | 0.0 | 0.0 | 0.0 | 0.0 | 0.0 | 55.9 |
| 미상 | N | 0 | 0 | 3 | 0 | 0 | 0 | 0 | 0 | 0 | 0 | 0 | 0 | 0 | 0 | 0 | 0 | 0 | 0 | 3 |
| | % | 0.0 | 0.0 | 42.9 | 0.0 | 0.0 | 0.0 | 0.0 | 0.0 | 0.0 | 0.0 | 0.0 | 0.0 | 0.0 | 0.0 | 0.0 | 0.0 | 0.0 | 0.0 | 8.8 |
| 전체 | N | 6 | 6 | 7 | 1 | 2 | 2 | 2 | 4 | 0 | 0 | 1 | 0 | 1 | 0 | 0 | 1 | 0 | 1 | 34 |
| | % | 100.0 | 100.0 | 100.0 | 100.0 | 100.0 | 100.0 | 100.0 | 100.0 | 0.0 | 0.0 | 100.0 | 0.0 | 100.0 | 0.0 | 0.0 | 100.0 | 0.0 | 100.0 | 100.0 |





2020년 1-5월 | 시군별 | 자살사망자 수 | 직업유무

| 구분 | | 춘천시 | 원주시 | 강릉시 | 동해시 | 태백시 | 속초시 | 삼척시 | 홍천군 | 횡성군 | 영월군 | 평창군 | 정선군 | 철원군 | 화천군 | 양구군 | 인제군 | 고성군 | 양양군 | 전체 |
|----|---|-------|-------|-------|-------|-------|-------|-------|-------|-------|-------|-------|-------|-------|-------|-------|-------|-------|-------|-------|
| 유 | N | 10 | 11 | 8 | 4 | 2 | 3 | 2 | 3 | 1 | 0 | 2 | 0 | 2 | 0 | 0 | 1 | 2 | 5 | 56 |
| | % | 27.8 | 47.8 | 23.5 | 30.8 | 66.7 | 25.0 | 40.0 | 33.3 | 14.3 | 0.0 | 40.0 | 0.0 | 50.0 | 0.0 | 0.0 | 25.0 | 28.6 | 50.0 | 30.3 |
| 무 | N | 23 | 11 | 18 | 6 | 1 | 6 | 2 | 6 | 4 | 4 | 2 | 2 | 1 | 1 | 3 | 2 | 3 | 3 | 98 |
| | % | 63.9 | 47.8 | 52.9 | 46.2 | 33.3 | 50.0 | 40.0 | 66.7 | 57.1 | 66.7 | 40.0 | 66.7 | 25.0 | 100.0 | 100.0 | 50.0 | 42.9 | 30.0 | 53.0 |
| 미상 | N | 3 | 1 | 8 | 3 | 0 | 3 | 1 | 0 | 2 | 2 | 1 | 1 | 1 | 0 | 0 | 1 | 2 | 2 | 31 |
| | % | 8.3 | 4.3 | 23.5 | 23.1 | 0.0 | 25.0 | 20.0 | 0.0 | 28.6 | 33.3 | 20.0 | 33.3 | 25.0 | 0.0 | 0.0 | 25.0 | 28.6 | 20.0 | 16.8 |
| 전체 | N | 36 | 23 | 34 | 13 | 3 | 12 | 5 | 9 | 7 | 6 | 5 | 3 | 4 | 1 | 3 | 4 | 7 | 10 | 185 |
| | % | 100.0 | 100.0 | 100.0 | 100.0 | 100.0 | 100.0 | 100.0 | 100.0 | 100.0 | 100.0 | 100.0 | 100.0 | 100.0 | 100.0 | 100.0 | 100.0 | 100.0 | 100.0 | 100.0 |





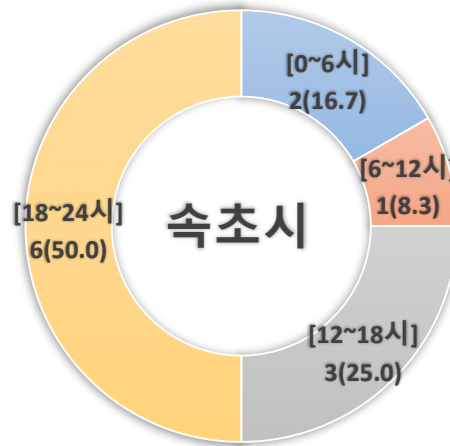
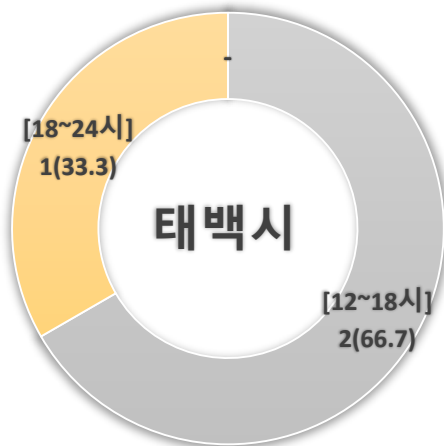
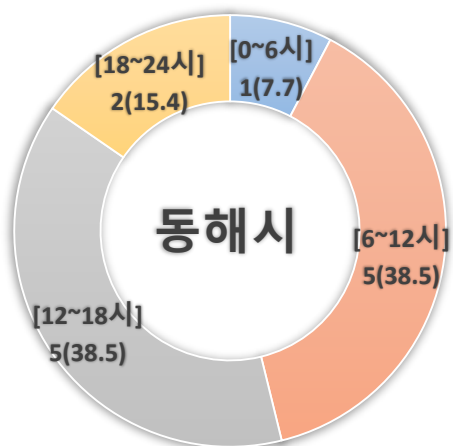
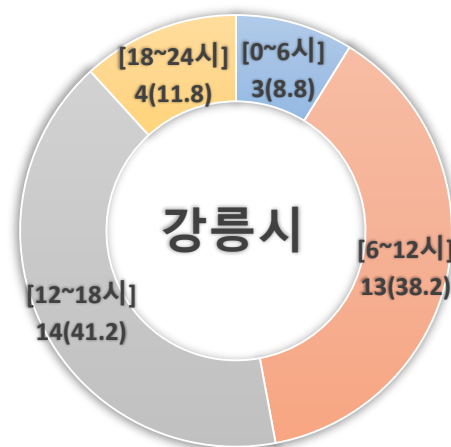
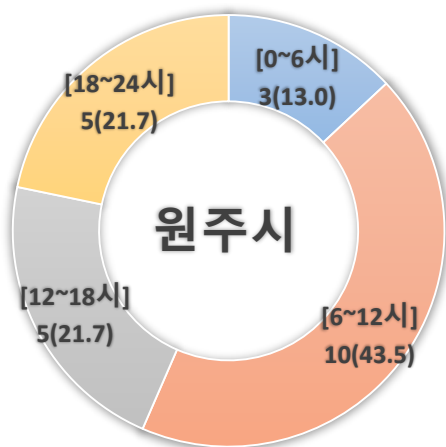
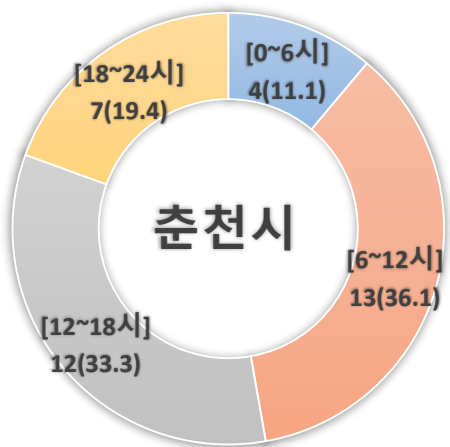
2020년 5월 시군별 | 자살사망자 수 | 사망시간

| 구분 | | 춘천시 | 원주시 | 강릉시 | 동해시 | 태백시 | 속초시 | 삼척시 | 홍천군 | 횡성군 | 영월군 | 평창군 | 정선군 | 철원군 | 화천군 | 양구군 | 인제군 | 고성군 | 양양군 | 전체 |
|--------|---|-------|-------|-------|-------|-------|-------|-------|-------|-----|-----|-------|-----|-------|-----|-----|-------|-----|-------|-------|
| 0~6시 | N | 0 | 2 | 1 | 0 | 0 | 0 | 1 | 0 | 0 | 0 | 0 | 0 | 0 | 0 | 0 | 0 | 0 | 1 | 5 |
| | % | 0.0 | 33.3 | 14.3 | 0.0 | 0.0 | 0.0 | 50.0 | 0.0 | 0.0 | 0.0 | 0.0 | 0.0 | 0.0 | 0.0 | 0.0 | 0.0 | 0.0 | 100.0 | 14.7 |
| 6~12시 | N | 1 | 3 | 1 | 0 | 0 | 0 | 0 | 2 | 0 | 0 | 0 | 0 | 1 | 0 | 0 | 0 | 0 | 0 | 8 |
| | % | 16.7 | 50.0 | 14.3 | 0.0 | 0.0 | 0.0 | 0.0 | 50.0 | 0.0 | 0.0 | 0.0 | 0.0 | 100.0 | 0.0 | 0.0 | 0.0 | 0.0 | 0.0 | 23.5 |
| 12~18시 | N | 2 | 1 | 4 | 1 | 2 | 0 | 0 | 1 | 0 | 0 | 0 | 0 | 0 | 0 | 0 | 1 | 0 | 0 | 12 |
| | % | 33.3 | 16.7 | 57.1 | 100.0 | 100.0 | 0.0 | 0.0 | 25.0 | 0.0 | 0.0 | 0.0 | 0.0 | 0.0 | 0.0 | 0.0 | 100.0 | 0.0 | 0.0 | 35.3 |
| 18~24시 | N | 3 | 0 | 1 | 0 | 0 | 2 | 1 | 1 | 0 | 0 | 1 | 0 | 0 | 0 | 0 | 0 | 0 | 0 | 9 |
| | % | 50.0 | 0.0 | 14.3 | 0.0 | 0.0 | 100.0 | 50.0 | 25.0 | 0.0 | 0.0 | 100.0 | 0.0 | 0.0 | 0.0 | 0.0 | 0.0 | 0.0 | 0.0 | 26.5 |
| 전체 | N | 6 | 6 | 7 | 1 | 2 | 2 | 2 | 4 | 0 | 0 | 1 | 0 | 1 | 0 | 0 | 1 | 0 | 1 | 34 |
| | % | 100.0 | 100.0 | 100.0 | 100.0 | 100.0 | 100.0 | 100.0 | 100.0 | 0.0 | 0.0 | 100.0 | 0.0 | 100.0 | 0.0 | 0.0 | 100.0 | 0.0 | 100.0 | 100.0 |

[illegible]

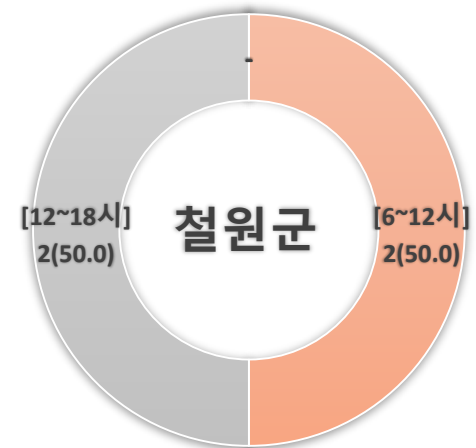
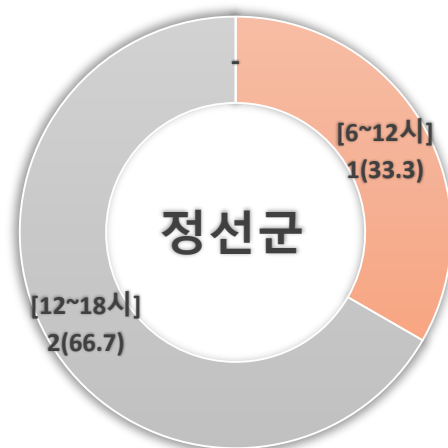
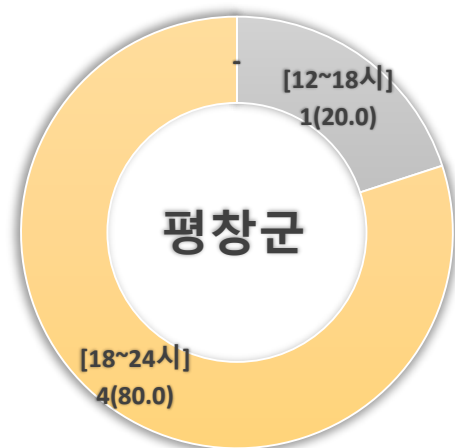
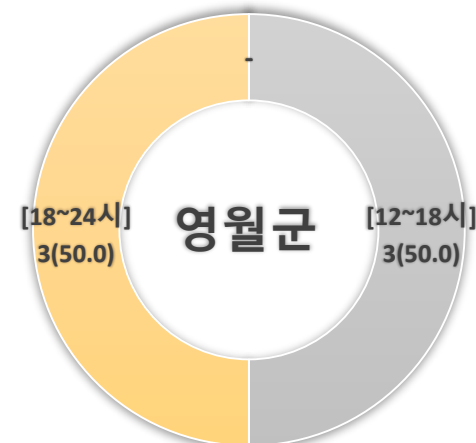
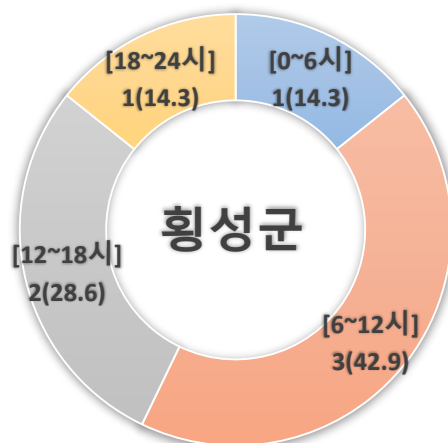
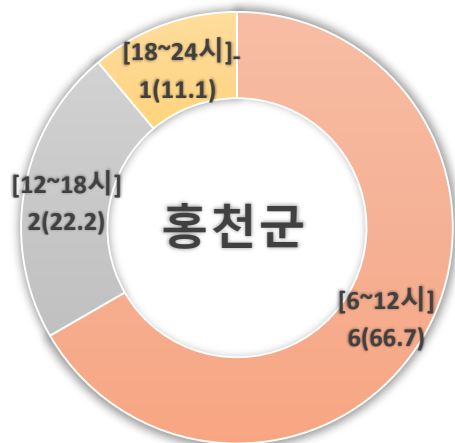


2020년 1-5월 | 시군별 | 자살사망자 수 | 사망시간 (단위 : 시)



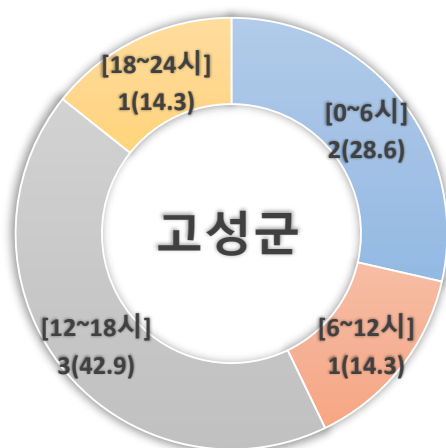
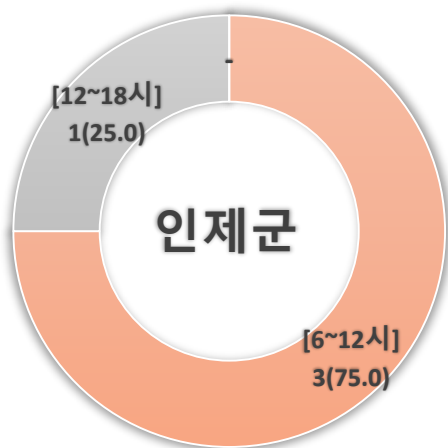
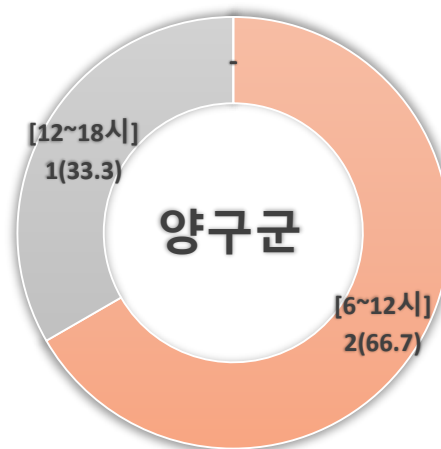
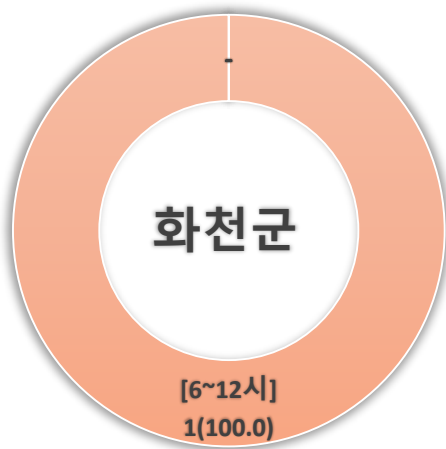


2020년 1-5월 | 시군별 | 자살사망자 수 | 사망시간 (단위 : 군)





2020년 1-5월 | 시군별 | 자살사망자 수 | 사망시간 (단위 : 군)





2020년 5월 시군별 | 자살사망자 수 | 사망장소

| 구분 | | 춘천시 | 원주시 | 강릉시 | 동해시 | 태백시 | 속초시 | 삼척시 | 홍천군 | 횡성군 | 영월군 | 평창군 | 정선군 | 철원군 | 화천군 | 양구군 | 인제군 | 고성군 | 양양군 | 전체 |
|---------------------|---|-------|-------|-------|-------|-------|-------|-------|-------|-----|-----|-------|-----|-------|-----|-----|-------|-----|-------|-------|
| 강 | N | 1 | 1 | 0 | 0 | 0 | 0 | 0 | 0 | 0 | 0 | 0 | 0 | 0 | 0 | 0 | 1 | 0 | 0 | 3 |
| | % | 16.7 | 16.7 | 0.0 | 0.0 | 0.0 | 0.0 | 0.0 | 0.0 | 0.0 | 0.0 | 0.0 | 0.0 | 0.0 | 0.0 | 0.0 | 100.0 | 0.0 | 0.0 | 8.8 |
| 숙박시설 | N | 0 | 0 | 4 | 0 | 0 | 0 | 0 | 1 | 0 | 0 | 0 | 0 | 0 | 0 | 0 | 0 | 0 | 1 | 6 |
| | % | 0.0 | 0.0 | 57.1 | 0.0 | 0.0 | 0.0 | 0.0 | 25.0 | 0.0 | 0.0 | 0.0 | 0.0 | 0.0 | 0.0 | 0.0 | 0.0 | 0.0 | 100.0 | 17.6 |
| 공동주택 | N | 2 | 2 | 2 | 1 | 1 | 1 | 0 | 0 | 0 | 0 | 0 | 0 | 1 | 0 | 0 | 0 | 0 | 0 | 10 |
| | % | 33.3 | 33.3 | 28.6 | 100.0 | 50.0 | 50.0 | 0.0 | 0.0 | 0.0 | 0.0 | 0.0 | 0.0 | 100.0 | 0.0 | 0.0 | 0.0 | 0.0 | 0.0 | 29.4 |
| 야산 | N | 0 | 1 | 0 | 0 | 0 | 0 | 1 | 1 | 0 | 0 | 0 | 0 | 0 | 0 | 0 | 0 | 0 | 0 | 3 |
| | % | 0.0 | 16.7 | 0.0 | 0.0 | 0.0 | 0.0 | 50.0 | 25.0 | 0.0 | 0.0 | 0.0 | 0.0 | 0.0 | 0.0 | 0.0 | 0.0 | 0.0 | 0.0 | 8.8 |
| 직장 | N | 0 | 0 | 0 | 0 | 0 | 0 | 1 | 0 | 0 | 0 | 0 | 0 | 0 | 0 | 0 | 0 | 0 | 0 | 1 |
| | % | 0.0 | 0.0 | 0.0 | 0.0 | 0.0 | 0.0 | 50.0 | 0.0 | 0.0 | 0.0 | 0.0 | 0.0 | 0.0 | 0.0 | 0.0 | 0.0 | 0.0 | 0.0 | 2.9 |
| 단독주택 | N | 2 | 1 | 0 | 0 | 1 | 0 | 0 | 2 | 0 | 0 | 0 | 0 | 0 | 0 | 0 | 0 | 0 | 0 | 6 |
| | % | 33.3 | 16.7 | 0.0 | 0.0 | 50.0 | 0.0 | 0.0 | 50.0 | 0.0 | 0.0 | 0.0 | 0.0 | 0.0 | 0.0 | 0.0 | 0.0 | 0.0 | 0.0 | 17.6 |
| 기타 (노상,주차장 등) | N | 1 | 1 | 1 | 0 | 0 | 1 | 0 | 0 | 0 | 0 | 1 | 0 | 0 | 0 | 0 | 0 | 0 | 0 | 5 |
| | % | 16.7 | 16.7 | 14.3 | 0.0 | 0.0 | 50.0 | 0.0 | 0.0 | 0.0 | 0.0 | 100.0 | 0.0 | 0.0 | 0.0 | 0.0 | 0.0 | 0.0 | 0.0 | 14.7 |
| 전체 | N | 6 | 6 | 7 | 1 | 2 | 2 | 2 | 4 | 0 | 0 | 1 | 0 | 1 | 0 | 0 | 1 | 0 | 1 | 34 |
| | % | 100.0 | 100.0 | 100.0 | 100.0 | 100.0 | 100.0 | 100.0 | 100.0 | 0.0 | 0.0 | 100.0 | 0.0 | 100.0 | 0.0 | 0.0 | 100.0 | 0.0 | 100.0 | 100.0 |

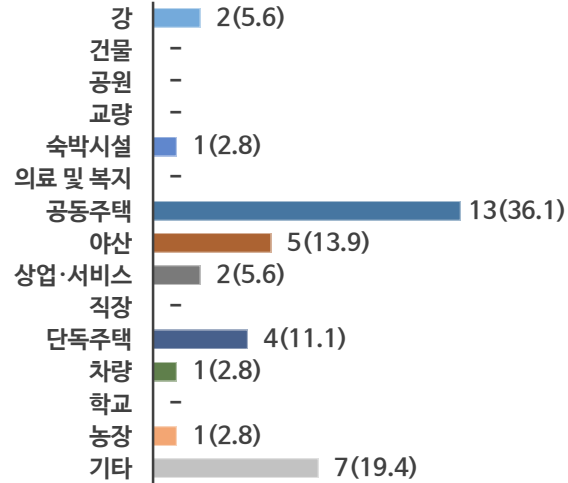


| 구분 | | 춘천시 | 원주시 | 강릉시 | 동해시 | 태백시 | 속초시 | 삼척시 | 홍천군 | 횡성군 | 영월군 | 평창군 | 정선군 | 철원군 | 화천군 | 양구군 | 인제군 | 고성군 | 양양군 | 전체 |
|------------------|---|-------|-------|-------|-------|-------|-------|-------|-------|-------|-------|-------|-------|-------|-------|-------|-------|-------|-------|-------|
| 강 | N | 2 | 1 | 0 | 0 | 0 | 0 | 0 | 0 | 0 | 0 | 0 | 0 | 0 | 0 | 1 | 1 | 0 | 0 | 5 |
| | % | 5.6 | 4.3 | 0.0 | 0.0 | 0.0 | 0.0 | 0.0 | 0.0 | 0.0 | 0.0 | 0.0 | 0.0 | 0.0 | 0.0 | 33.3 | 25.0 | 0.0 | 0.0 | 2.7 |
| 건물 | N | 0 | 0 | 0 | 0 | 0 | 0 | 0 | 0 | 0 | 0 | 0 | 0 | 0 | 0 | 0 | 0 | 0 | 0 | 0 |
| | % | 0.0 | 0.0 | 0.0 | 0.0 | 0.0 | 0.0 | 0.0 | 0.0 | 0.0 | 0.0 | 0.0 | 0.0 | 0.0 | 0.0 | 0.0 | 0.0 | 0.0 | 0.0 | 0.0 |
| 공원 | N | 0 | 0 | 0 | 1 | 0 | 0 | 0 | 0 | 0 | 0 | 0 | 0 | 0 | 0 | 0 | 0 | 0 | 0 | 1 |
| | % | 0.0 | 0.0 | 0.0 | 7.7 | 0.0 | 0.0 | 0.0 | 0.0 | 0.0 | 0.0 | 0.0 | 0.0 | 0.0 | 0.0 | 0.0 | 0.0 | 0.0 | 0.0 | 0.5 |
| 교량 | N | 0 | 0 | 0 | 0 | 0 | 1 | 0 | 1 | 0 | 0 | 0 | 0 | 0 | 0 | 0 | 0 | 0 | 0 | 2 |
| | % | 0.0 | 0.0 | 0.0 | 0.0 | 0.0 | 8.3 | 0.0 | 11.1 | 0.0 | 0.0 | 0.0 | 0.0 | 0.0 | 0.0 | 0.0 | 0.0 | 0.0 | 0.0 | 1.1 |
| 숙박시설 | N | 1 | 0 | 6 | 1 | 0 | 0 | 0 | 1 | 0 | 0 | 0 | 0 | 0 | 0 | 0 | 0 | 2 | 1 | 12 |
| | % | 2.8 | 0.0 | 17.6 | 7.7 | 0.0 | 0.0 | 0.0 | 11.1 | 0.0 | 0.0 | 0.0 | 0.0 | 0.0 | 0.0 | 0.0 | 0.0 | 28.6 | 10.0 | 6.5 |
| 의료 및 복 지기관 | N | 0 | 0 | 0 | 0 | 0 | 0 | 0 | 0 | 0 | 0 | 0 | 0 | 0 | 0 | 0 | 0 | 0 | 0 | 0 |
| | % | 0.0 | 0.0 | 0.0 | 0.0 | 0.0 | 0.0 | 0.0 | 0.0 | 0.0 | 0.0 | 0.0 | 0.0 | 0.0 | 0.0 | 0.0 | 0.0 | 0.0 | 0.0 | 0.0 |
| 공동주택 | N | 13 | 11 | 12 | 4 | 1 | 4 | 0 | 0 | 1 | 0 | 1 | 0 | 2 | 0 | 0 | 0 | 2 | 1 | 52 |
| | % | 36.1 | 47.8 | 35.3 | 30.8 | 33.3 | 33.3 | 0.0 | 0.0 | 14.3 | 0.0 | 20.0 | 0.0 | 50.0 | 0.0 | 0.0 | 0.0 | 28.6 | 10.0 | 28.1 |
| 야산 | N | 5 | 3 | 1 | 1 | 0 | 0 | 1 | 1 | 1 | 2 | 1 | 0 | 0 | 0 | 0 | 0 | 0 | 2 | 18 |
| | % | 13.9 | 13.0 | 2.9 | 7.7 | 0.0 | 0.0 | 20.0 | 11.1 | 14.3 | 33.3 | 20.0 | 0.0 | 0.0 | 0.0 | 0.0 | 0.0 | 0.0 | 20.0 | 9.7 |
| 상업,서비스 시설 | N | 2 | 1 | 0 | 2 | 0 | 0 | 0 | 0 | 0 | 0 | 0 | 0 | 0 | 0 | 0 | 0 | 0 | 0 | 5 |
| | % | 5.6 | 4.3 | 0.0 | 15.4 | 0.0 | 0.0 | 0.0 | 0.0 | 0.0 | 0.0 | 0.0 | 0.0 | 0.0 | 0.0 | 0.0 | 0.0 | 0.0 | 0.0 | 2.7 |
| 직장 | N | 0 | 0 | 1 | 0 | 0 | 0 | 1 | 0 | 0 | 0 | 0 | 0 | 0 | 0 | 0 | 0 | 0 | 0 | 2 |
| | % | 0.0 | 0.0 | 2.9 | 0.0 | 0.0 | 0.0 | 20.0 | 0.0 | 0.0 | 0.0 | 0.0 | 0.0 | 0.0 | 0.0 | 0.0 | 0.0 | 0.0 | 0.0 | 1.1 |
| 단독주택 | N | 4 | 3 | 5 | 1 | 2 | 4 | 1 | 5 | 4 | 3 | 0 | 1 | 0 | 1 | 2 | 2 | 1 | 3 | 42 |
| | % | 11.1 | 13.0 | 14.7 | 7.7 | 66.7 | 33.3 | 20.0 | 55.6 | 57.1 | 50.0 | 0.0 | 33.3 | 0.0 | 100.0 | 66.7 | 50.0 | 14.3 | 30.0 | 22.7 |
| 차량 | N | 1 | 0 | 0 | 0 | 0 | 0 | 0 | 0 | 0 | 0 | 1 | 0 | 0 | 0 | 0 | 0 | 0 | 1 | 3 |
| | % | 2.8 | 0.0 | 0.0 | 0.0 | 0.0 | 0.0 | 0.0 | 0.0 | 0.0 | 0.0 | 20.0 | 0.0 | 0.0 | 0.0 | 0.0 | 0.0 | 0.0 | 10.0 | 1.6 |
| 학교 | N | 0 | 0 | 0 | 0 | 0 | 0 | 0 | 0 | 0 | 0 | 0 | 0 | 0 | 0 | 0 | 0 | 0 | 0 | 0 |
| | % | 0.0 | 0.0 | 0.0 | 0.0 | 0.0 | 0.0 | 0.0 | 0.0 | 0.0 | 0.0 | 0.0 | 0.0 | 0.0 | 0.0 | 0.0 | 0.0 | 0.0 | 0.0 | 0.0 |
| 농장 | N | 1 | 0 | 0 | 0 | 0 | 0 | 0 | 0 | 0 | 0 | 0 | 0 | 0 | 0 | 0 | 0 | 0 | 0 | 1 |
| | % | 2.8 | 0.0 | 0.0 | 0.0 | 0.0 | 0.0 | 0.0 | 0.0 | 0.0 | 0.0 | 0.0 | 0.0 | 0.0 | 0.0 | 0.0 | 0.0 | 0.0 | 0.0 | 0.5 |
| 기타(노상, 주차장 등) | N | 7 | 4 | 9 | 3 | 0 | 3 | 2 | 1 | 1 | 1 | 2 | 2 | 2 | 0 | 0 | 1 | 2 | 2 | 42 |
| | % | 19.4 | 17.4 | 26.5 | 23.1 | 0.0 | 25.0 | 40.0 | 11.1 | 14.3 | 16.7 | 40.0 | 66.7 | 50.0 | 0.0 | 0.0 | 25.0 | 28.6 | 20.0 | 22.7 |
| 전체 | N | 36 | 23 | 34 | 13 | 3 | 12 | 5 | 9 | 7 | 6 | 5 | 3 | 4 | 1 | 3 | 4 | 7 | 10 | 185 |
| | % | 100.0 | 100.0 | 100.0 | 100.0 | 100.0 | 100.0 | 100.0 | 100.0 | 100.0 | 100.0 | 100.0 | 100.0 | 100.0 | 100.0 | 100.0 | 100.0 | 100.0 | 100.0 | 100.0 |

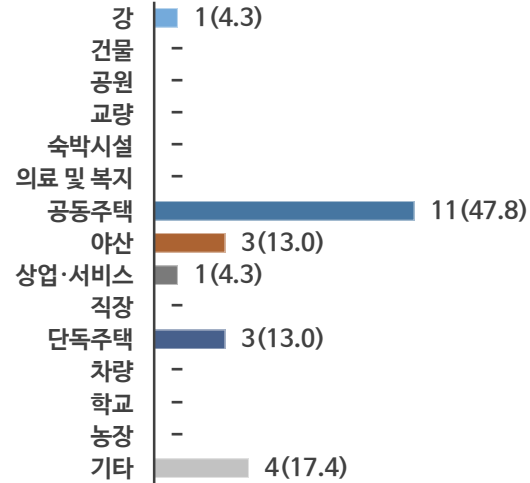


2020년 1-5월 | 시군별 | 자살사망자 수 | 사망장소 (단위 : 시)

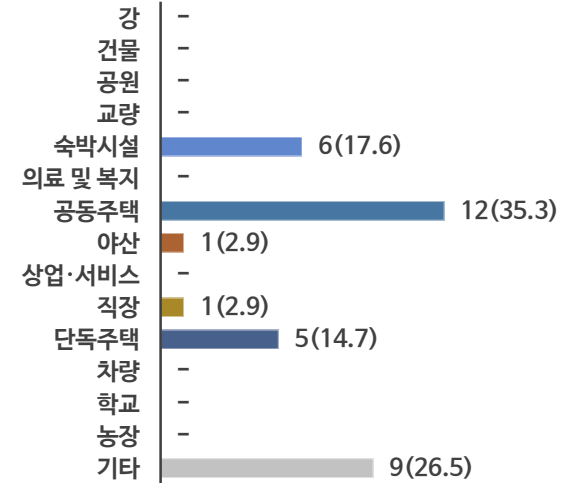
춘천시



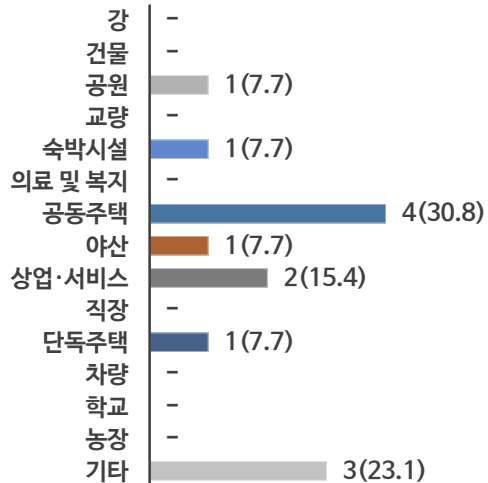
원주시



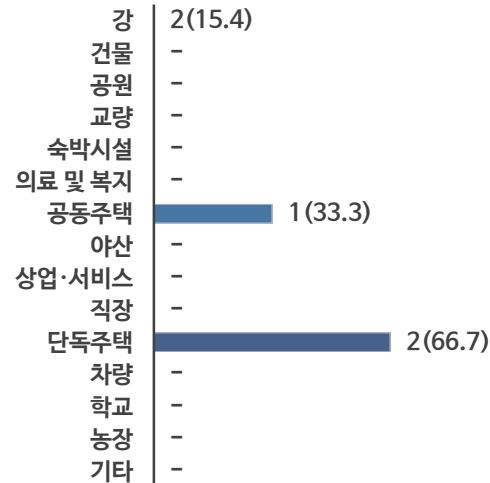
강릉시



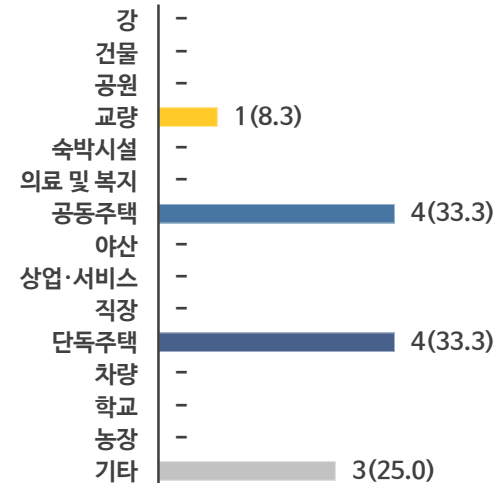
동해시



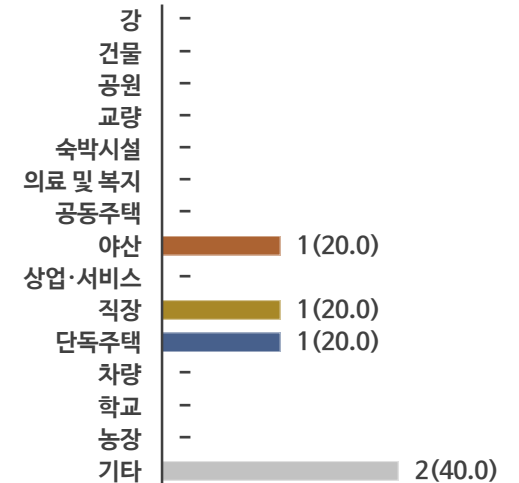
태백시



속초시



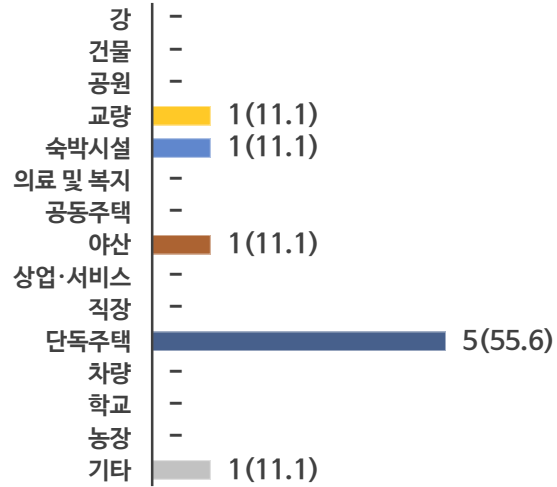
삼척시



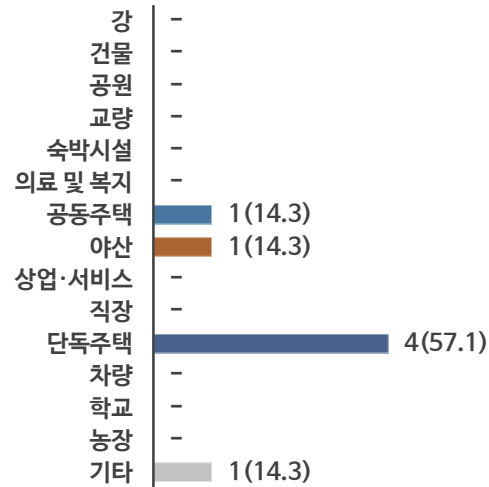


2020년 1-5월 | 시군별 | 자살사망자 수 | 사망장소 (단위 : 군)

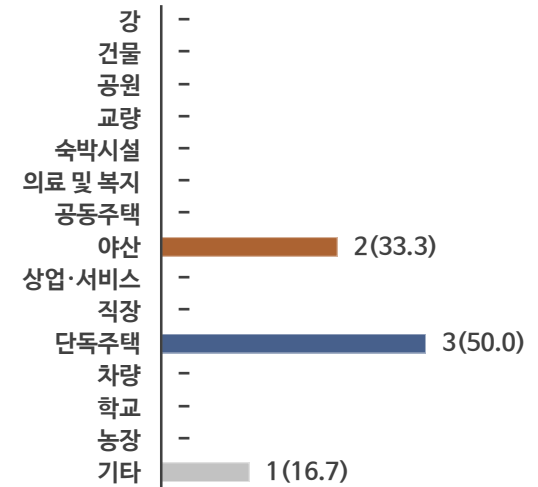
홍천군



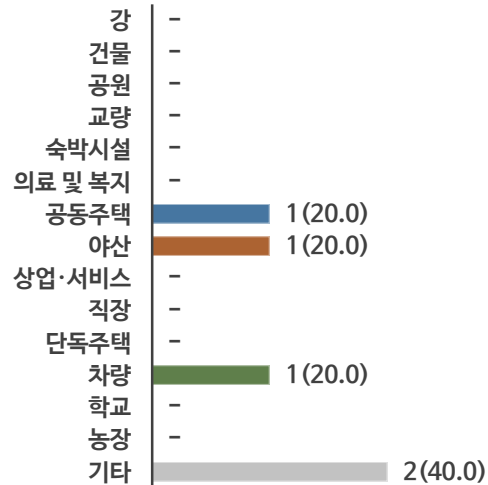
횡성군



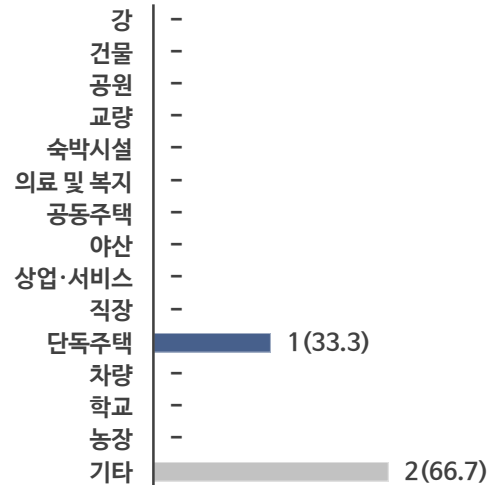
영월군



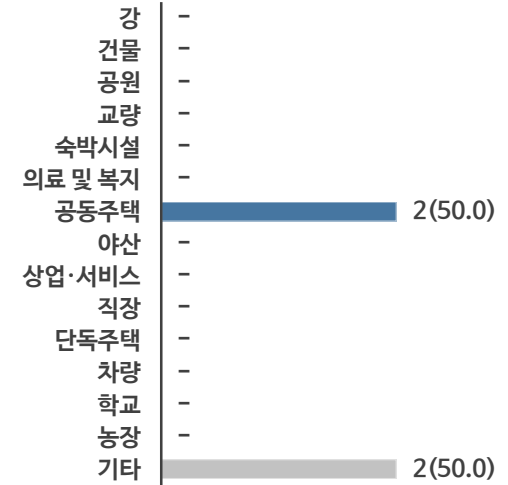
평창군



정선군




철원군



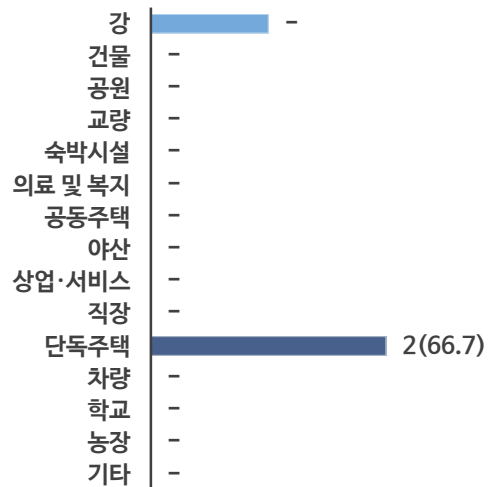


2020년 1-5월 | 시군별 | 자살사망자 수 | 사망장소 (단위 : 군)

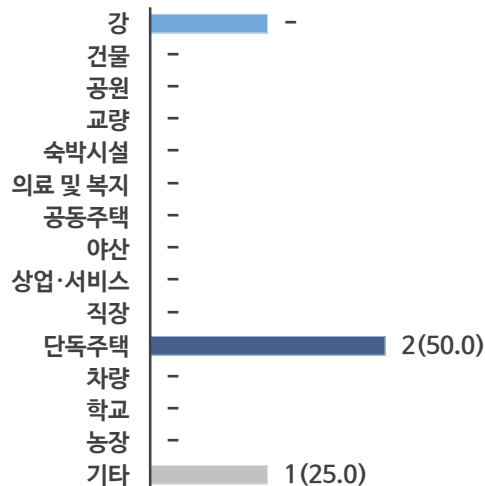
화천군



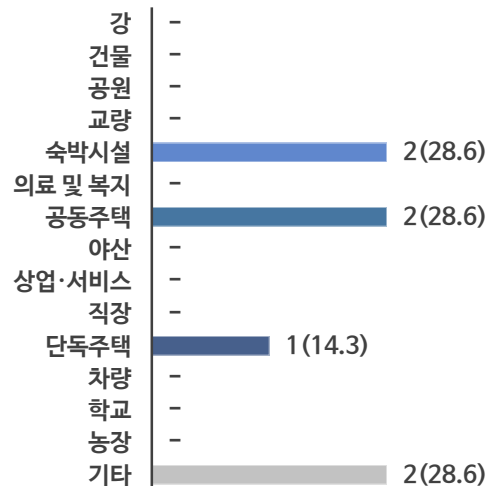
양구군



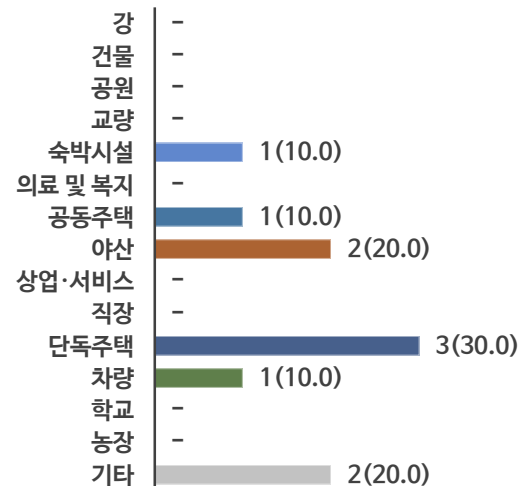
인제군



고성군



양양군





2020년 5월 시군별 | 자살사망자 수 | 사망방법

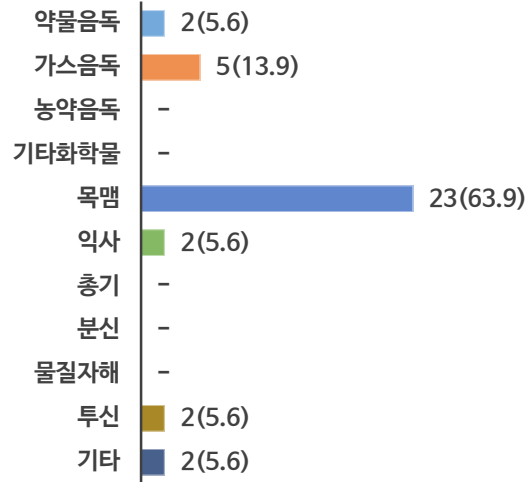
| 구분 | | 춘천시 | 원주시 | 강릉시 | 동해시 | 태백시 | 속초시 | 삼척시 | 홍천군 | 횡성군 | 영월군 | 평창군 | 정선군 | 철원군 | 화천군 | 양구군 | 인제군 | 고성군 | 양양군 | 전체 |
|---------------|---|-------|-------|-------|-------|-------|-------|-------|-------|-----|-----|-------|-----|-------|-----|-----|-------|-----|-------|-------|
| 가스음독 | N | 1 | 1 | 1 | 0 | 0 | 0 | 0 | 1 | 0 | 0 | 0 | 0 | 0 | 0 | 0 | 0 | 0 | 0 | 4 |
| | % | 16.7 | 16.7 | 14.3 | 0.0 | 0.0 | 0.0 | 0.0 | 25.0 | 0.0 | 0.0 | 0.0 | 0.0 | 0.0 | 0.0 | 0.0 | 0.0 | 0.0 | 0.0 | 11.8 |
| 농약음독 | N | 0 | 0 | 0 | 0 | 0 | 0 | 1 | 0 | 0 | 0 | 0 | 0 | 0 | 0 | 0 | 0 | 0 | 0 | 1 |
| | % | 0.0 | 0.0 | 0.0 | 0.0 | 0.0 | 0.0 | 50.0 | 0.0 | 0.0 | 0.0 | 0.0 | 0.0 | 0.0 | 0.0 | 0.0 | 0.0 | 0.0 | 0.0 | 2.9 |
| 목매 | N | 4 | 4 | 5 | 1 | 2 | 1 | 1 | 3 | 0 | 0 | 1 | 0 | 1 | 0 | 0 | 0 | 0 | 1 | 24 |
| | % | 66.7 | 66.7 | 71.4 | 100.0 | 100.0 | 50.0 | 50.0 | 75.0 | 0.0 | 0.0 | 100.0 | 0.0 | 100.0 | 0.0 | 0.0 | 0.0 | 0.0 | 100.0 | 70.6 |
| 익사 | N | 1 | 0 | 0 | 0 | 0 | 0 | 0 | 0 | 0 | 0 | 0 | 0 | 0 | 0 | 0 | 0 | 0 | 0 | 1 |
| | % | 16.7 | 0.0 | 0.0 | 0.0 | 0.0 | 0.0 | 0.0 | 0.0 | 0.0 | 0.0 | 0.0 | 0.0 | 0.0 | 0.0 | 0.0 | 0.0 | 0.0 | 0.0 | 2.9 |
| 투신 (추락/충돌) | N | 0 | 1 | 1 | 0 | 0 | 1 | 0 | 0 | 0 | 0 | 0 | 0 | 0 | 0 | 0 | 1 | 0 | 0 | 4 |
| | % | 0.0 | 16.7 | 14.3 | 0.0 | 0.0 | 50.0 | 0.0 | 0.0 | 0.0 | 0.0 | 0.0 | 0.0 | 0.0 | 0.0 | 0.0 | 100.0 | 0.0 | 0.0 | 11.8 |
| 전체 | N | 6 | 6 | 7 | 1 | 2 | 2 | 2 | 4 | 0 | 0 | 1 | 0 | 1 | 0 | 0 | 1 | 0 | 1 | 34 |
| | % | 100.0 | 100.0 | 100.0 | 100.0 | 100.0 | 100.0 | 100.0 | 100.0 | 0.0 | 0.0 | 100.0 | 0.0 | 100.0 | 0.0 | 0.0 | 100.0 | 0.0 | 100.0 | 100.0 |

[illegible]

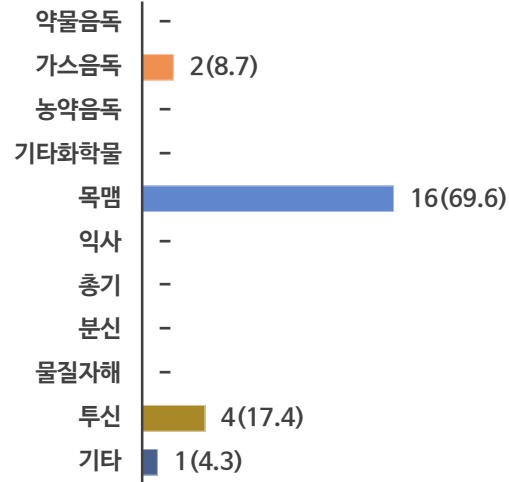


2020년 1-5월 | 시군별 | 자살사망자 수 | 사망방법 (단위 : 시)

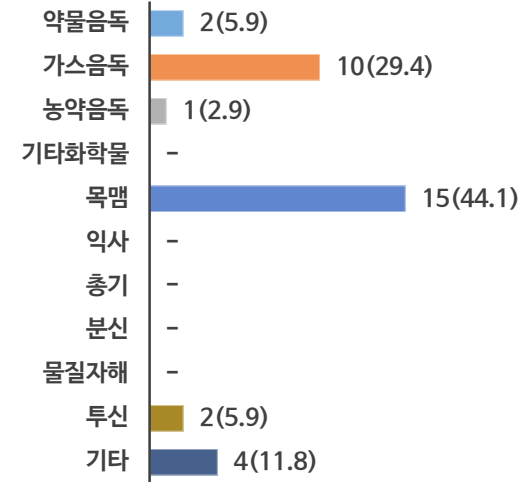
춘천시



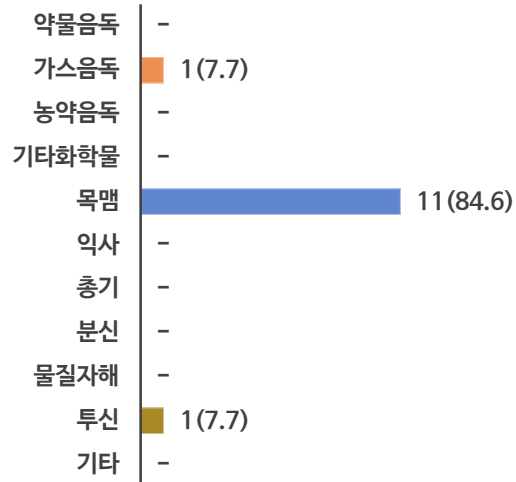
원주시



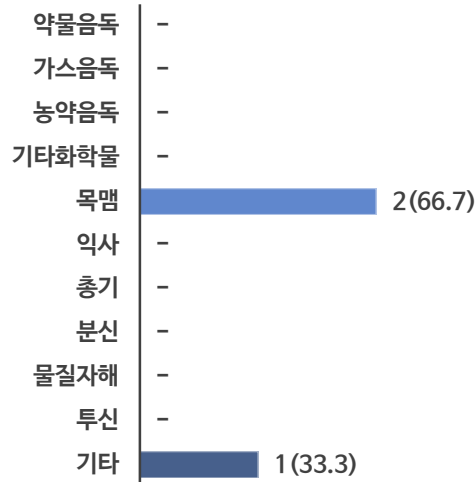
강릉시



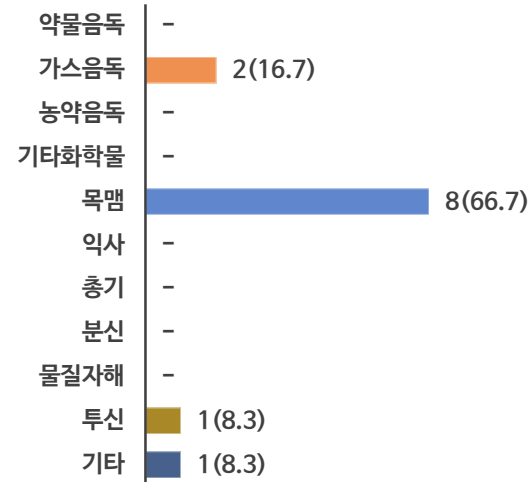
동해시



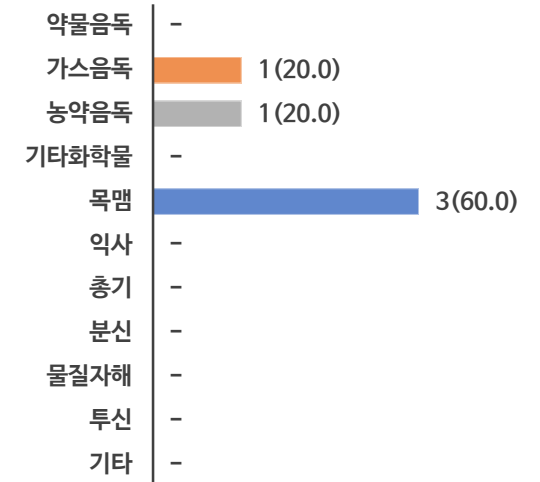
태백시



속초시



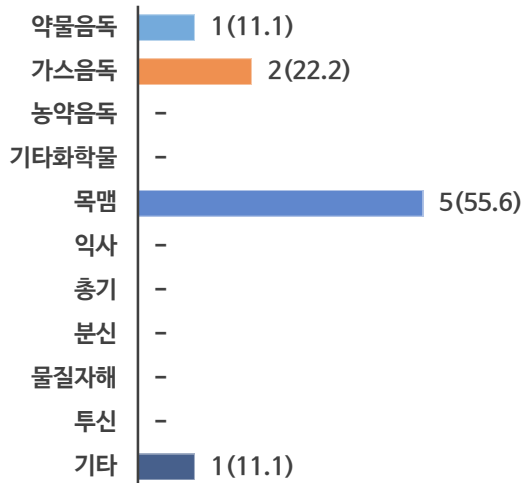
삼척시



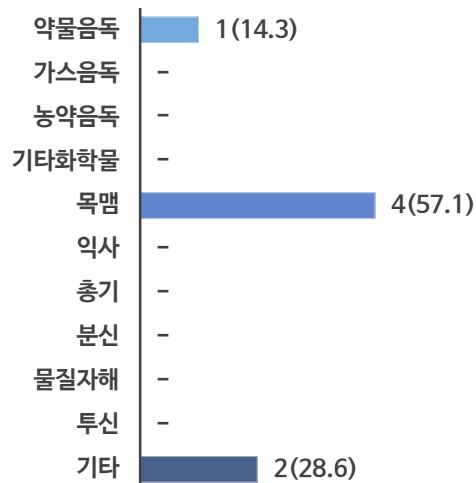


2020년 1-5월 | 시군별 | 자살사망자 수 | 사망방법 (단위 : 군)

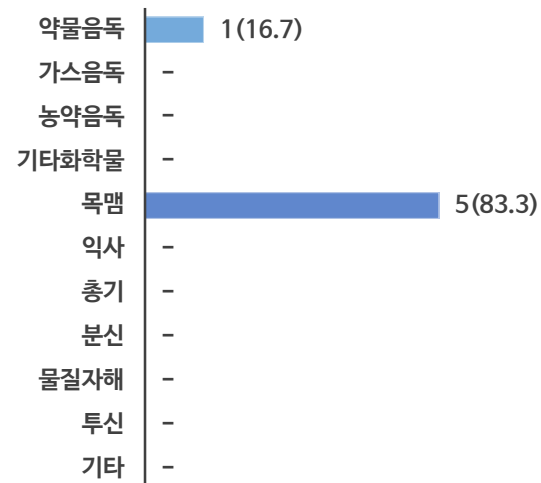
홍천군



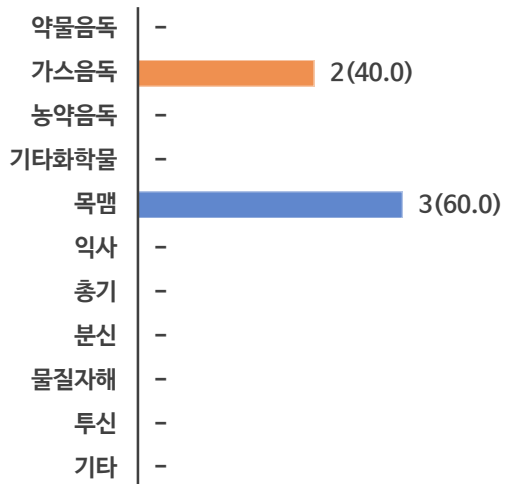
횡성군



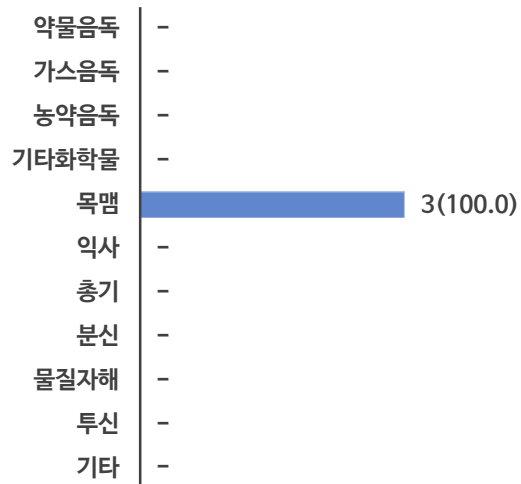
영월군



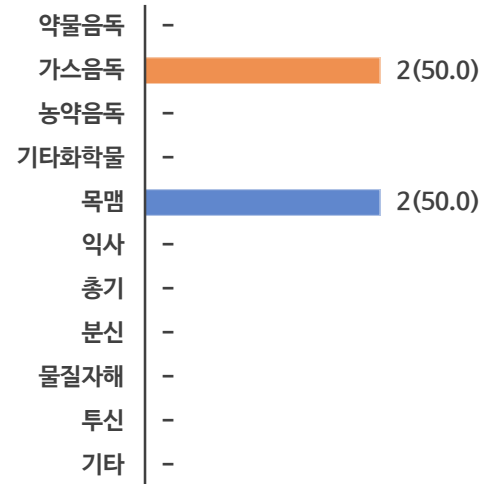
평창군



정선군



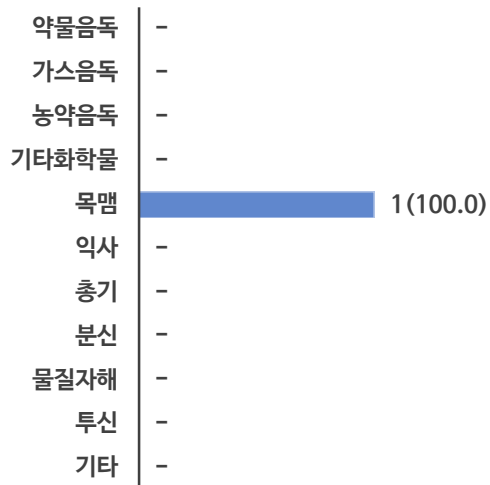
철원군



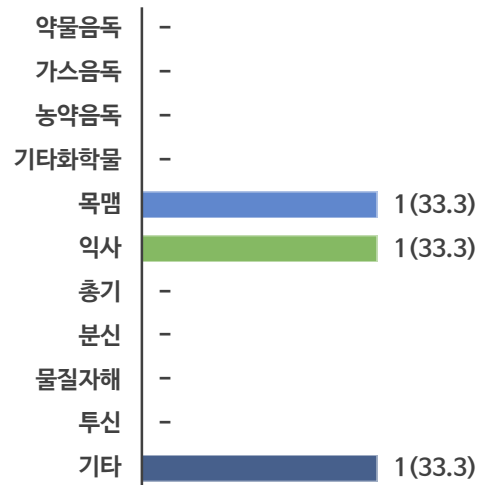


2020년 1-5월 | 시군별 | 자살사망자 수 | 사망방법 (단위 : 군)

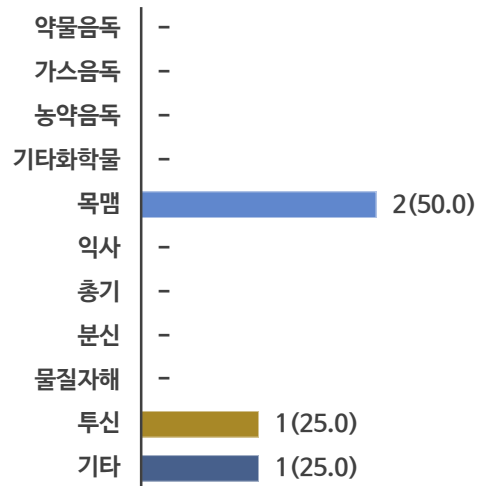
화천군



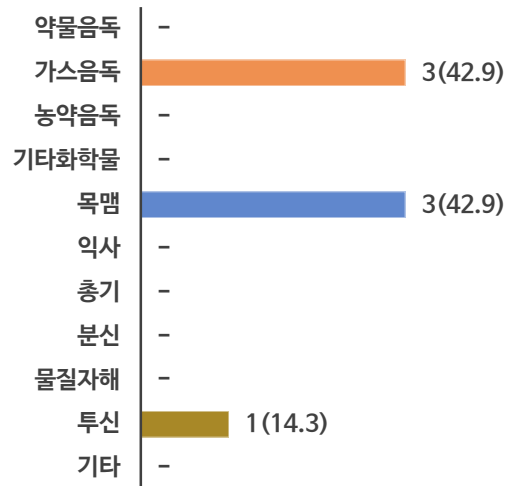
양구군



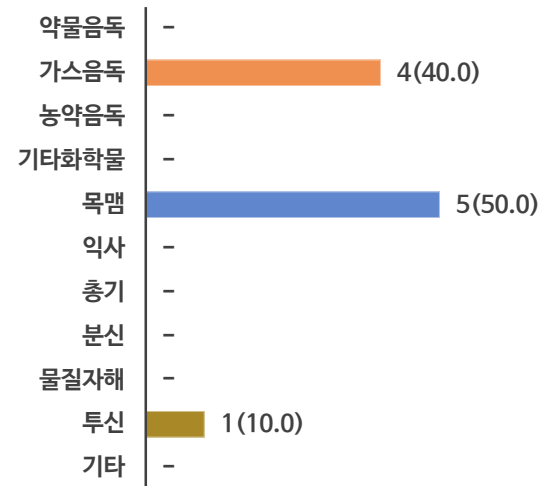
인제군



고성군



양양군





2020년 5월 시군별 | 자살사망자 수 | 자살동기

| 구분 | | 춘천시 | 원주시 | 강릉시 | 동해시 | 태백시 | 속초시 | 삼척시 | 홍천군 | 횡성군 | 영월군 | 평창군 | 정선군 | 철원군 | 화천군 | 양구군 | 인제군 | 고성군 | 양양군 | 전체 |
|--------------|---|-------|-------|-------|-------|-------|-------|-------|-------|-----|-----|-------|-----|-------|-----|-----|-------|-----|-------|-------|
| 가정 문제 | N | 0 | 0 | 1 | 0 | 0 | 1 | 0 | 1 | 0 | 0 | 1 | 0 | 0 | 0 | 0 | 1 | 0 | 0 | 5 |
| | % | 0.0 | 0.0 | 14.3 | 0.0 | 0.0 | 50.0 | 0.0 | 25.0 | 0.0 | 0.0 | 100.0 | 0.0 | 0.0 | 0.0 | 0.0 | 100.0 | 0.0 | 0.0 | 14.7 |
| 이성 문제 | N | 0 | 0 | 0 | 0 | 0 | 0 | 0 | 0 | 0 | 0 | 0 | 0 | 1 | 0 | 0 | 0 | 0 | 0 | 1 |
| | % | 0.0 | 0.0 | 0.0 | 0.0 | 0.0 | 0.0 | 0.0 | 0.0 | 0.0 | 0.0 | 0.0 | 0.0 | 100.0 | 0.0 | 0.0 | 0.0 | 0.0 | 0.0 | 2.9 |
| 신체적 질병 문제 | N | 1 | 1 | 0 | 0 | 0 | 0 | 0 | 1 | 0 | 0 | 0 | 0 | 0 | 0 | 0 | 0 | 0 | 0 | 3 |
| | % | 16.7 | 16.7 | 0.0 | 0.0 | 0.0 | 0.0 | 0.0 | 25.0 | 0.0 | 0.0 | 0.0 | 0.0 | 0.0 | 0.0 | 0.0 | 0.0 | 0.0 | 0.0 | 8.8 |
| 경제적 또는 직업 문제 | N | 1 | 0 | 2 | 1 | 1 | 0 | 0 | 1 | 0 | 0 | 0 | 0 | 0 | 0 | 0 | 0 | 0 | 0 | 6 |
| | % | 16.7 | 0.0 | 28.6 | 100.0 | 50.0 | 0.0 | 0.0 | 25.0 | 0.0 | 0.0 | 0.0 | 0.0 | 0.0 | 0.0 | 0.0 | 0.0 | 0.0 | 0.0 | 17.6 |
| 정신과적 문제 | N | 2 | 1 | 2 | 0 | 1 | 0 | 1 | 0 | 0 | 0 | 0 | 0 | 0 | 0 | 0 | 0 | 0 | 0 | 7 |
| | % | 33.3 | 16.7 | 28.6 | 0.0 | 50.0 | 0.0 | 50.0 | 0.0 | 0.0 | 0.0 | 0.0 | 0.0 | 0.0 | 0.0 | 0.0 | 0.0 | 0.0 | 0.0 | 20.6 |
| 복합적 문제 | N | 2 | 4 | 2 | 0 | 0 | 1 | 1 | 1 | 0 | 0 | 0 | 0 | 0 | 0 | 0 | 0 | 0 | 1 | 12 |
| | % | 33.3 | 66.7 | 28.6 | 0.0 | 0.0 | 50.0 | 50.0 | 25.0 | 0.0 | 0.0 | 0.0 | 0.0 | 0.0 | 0.0 | 0.0 | 0.0 | 0.0 | 100.0 | 35.3 |
| 전체 | N | 6 | 6 | 7 | 1 | 2 | 2 | 2 | 4 | 0 | 0 | 1 | 0 | 1 | 0 | 0 | 1 | 0 | 1 | 34 |
| | % | 100.0 | 100.0 | 100.0 | 100.0 | 100.0 | 100.0 | 100.0 | 100.0 | 0.0 | 0.0 | 100.0 | 0.0 | 100.0 | 0.0 | 0.0 | 100.0 | 0.0 | 100.0 | 100.0 |



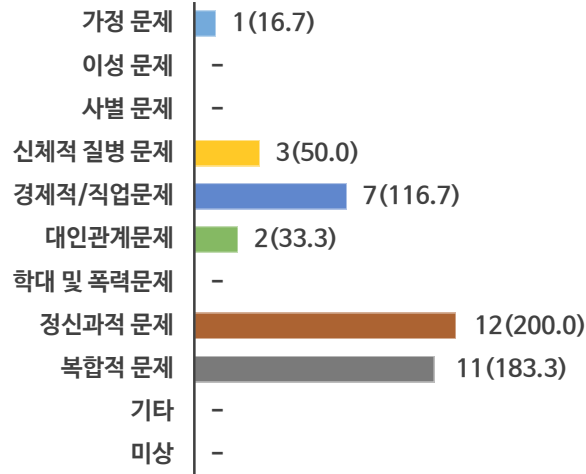
2020년 1-5월 | 시군별 | 자살사망자 수 | 자살동기

| 구분 | | 춘천시 | 원주시 | 강릉시 | 동해시 | 태백시 | 속초시 | 삼척시 | 홍천군 | 횡성군 | 영월군 | 평창군 | 정선군 | 철원군 | 화천군 | 양구군 | 인제군 | 고성군 | 양양군 | 전체 |
|--------------|---|-------|-------|-------|---------|-------|-------|-------|-------|-----|-----|-------|-----|-------|-----|-----|-------|-----|---------|-------|
| 가정 문제 | N | 1 | 1 | 1 | 1 | 0 | 2 | 0 | 1 | 1 | 1 | 1 | 0 | 0 | 1 | 0 | 1 | 0 | 0 | 12 |
| | % | 16.7 | 16.7 | 14.3 | 100.0 | 0.0 | 100.0 | 0.0 | 25.0 | 0.0 | 0.0 | 100.0 | 0.0 | 0.0 | 0.0 | 0.0 | 100.0 | 0.0 | 0.0 | 35.3 |
| 이성 문제 | N | 0 | 0 | 0 | 0 | 0 | 0 | 0 | 0 | 0 | 0 | 0 | 0 | 1 | 0 | 0 | 0 | 1 | 0 | 2 |
| | % | 0.0 | 0.0 | 0.0 | 0.0 | 0.0 | 0.0 | 0.0 | 0.0 | 0.0 | 0.0 | 0.0 | 0.0 | 100.0 | 0.0 | 0.0 | 0.0 | 0.0 | 0.0 | 5.9 |
| 사별 문제 | N | 0 | 0 | 0 | 0 | 0 | 0 | 0 | 0 | 0 | 0 | 0 | 0 | 0 | 0 | 0 | 0 | 0 | 0 | 0 |
| | % | 0.0 | 0.0 | 0.0 | 0.0 | 0.0 | 0.0 | 0.0 | 0.0 | 0.0 | 0.0 | 0.0 | 0.0 | 0.0 | 0.0 | 0.0 | 0.0 | 0.0 | 0.0 | 0.0 |
| 신체적 질병 문제 | N | 3 | 2 | 9 | 1 | 0 | 1 | 0 | 4 | 1 | 0 | 1 | 0 | 0 | 0 | 1 | 2 | 0 | 0 | 25 |
| | % | 50.0 | 33.3 | 128.6 | 100.0 | 0.0 | 50.0 | 0.0 | 100.0 | 0.0 | 0.0 | 100.0 | 0.0 | 0.0 | 0.0 | 0.0 | 200.0 | 0.0 | 0.0 | 73.5 |
| 경제적 또는 직업 문제 | N | 7 | 2 | 6 | 5 | 1 | 1 | 1 | 2 | 1 | 0 | 0 | 0 | 1 | 0 | 2 | 0 | 1 | 3 | 33 |
| | % | 116.7 | 33.3 | 85.7 | 500.0 | 50.0 | 50.0 | 50.0 | 50.0 | 0.0 | 0.0 | 0.0 | 0.0 | 100.0 | 0.0 | 0.0 | 0.0 | 0.0 | 300.0 | 97.1 |
| 대인관계 문제 | N | 2 | 0 | 1 | 0 | 0 | 0 | 0 | 0 | 0 | 1 | 0 | 0 | 0 | 0 | 0 | 0 | 0 | 0 | 4 |
| | % | 33.3 | 0.0 | 14.3 | 0.0 | 0.0 | 0.0 | 0.0 | 0.0 | 0.0 | 0.0 | 0.0 | 0.0 | 0.0 | 0.0 | 0.0 | 0.0 | 0.0 | 0.0 | 11.8 |
| 학대 및 폭력문제 | N | 0 | 0 | 0 | 0 | 0 | 0 | 0 | 0 | 0 | 0 | 0 | 0 | 0 | 0 | 0 | 0 | 0 | 0 | 0 |
| | % | 0.0 | 0.0 | 0.0 | 0.0 | 0.0 | 0.0 | 0.0 | 0.0 | 0.0 | 0.0 | 0.0 | 0.0 | 0.0 | 0.0 | 0.0 | 0.0 | 0.0 | 0.0 | 0.0 |
| 정신과적 문제 | N | 12 | 6 | 6 | 4 | 1 | 3 | 1 | 0 | 0 | 0 | 1 | 0 | 0 | 0 | 0 | 1 | 3 | 2 | 40 |
| | % | 200.0 | 100.0 | 85.7 | 400.0 | 50.0 | 150.0 | 50.0 | 0.0 | 0.0 | 0.0 | 100.0 | 0.0 | 0.0 | 0.0 | 0.0 | 100.0 | 0.0 | 200.0 | 117.6 |
| 복합적 문제 | N | 11 | 12 | 11 | 2 | 1 | 5 | 3 | 2 | 4 | 4 | 2 | 3 | 2 | 0 | 0 | 0 | 2 | 5 | 69 |
| | % | 183.3 | 200.0 | 157.1 | 200.0 | 50.0 | 250.0 | 150.0 | 50.0 | 0.0 | 0.0 | 200.0 | 0.0 | 200.0 | 0.0 | 0.0 | 0.0 | 0.0 | 500.0 | 202.9 |
| 기타 | N | 0 | 0 | 0 | 0 | 0 | 0 | 0 | 0 | 0 | 0 | 0 | 0 | 0 | 0 | 0 | 0 | 0 | 0 | 0 |
| | % | 0.0 | 0.0 | 0.0 | 0.0 | 0.0 | 0.0 | 0.0 | 0.0 | 0.0 | 0.0 | 0.0 | 0.0 | 0.0 | 0.0 | 0.0 | 0.0 | 0.0 | 0.0 | 0.0 |
| 미상 | N | 0 | 0 | 0 | 0 | 0 | 0 | 0 | 0 | 0 | 0 | 0 | 0 | 0 | 0 | 0 | 0 | 0 | 0 | 0 |
| | % | 0.0 | 0.0 | 0.0 | 0.0 | 0.0 | 0.0 | 0.0 | 0.0 | 0.0 | 0.0 | 0.0 | 0.0 | 0.0 | 0.0 | 0.0 | 0.0 | 0.0 | 0.0 | 0.0 |
| 전체 | N | 36 | 23 | 34 | 13 | 3 | 12 | 5 | 9 | 7 | 6 | 5 | 3 | 4 | 1 | 3 | 4 | 7 | 10 | 185 |
| | % | 600.0 | 383.3 | 485.7 | 1,300.0 | 150.0 | 600.0 | 250.0 | 225.0 | 0.0 | 0.0 | 500.0 | 0.0 | 400.0 | 0.0 | 0.0 | 400.0 | 0.0 | 1,000.0 | 544.1 |

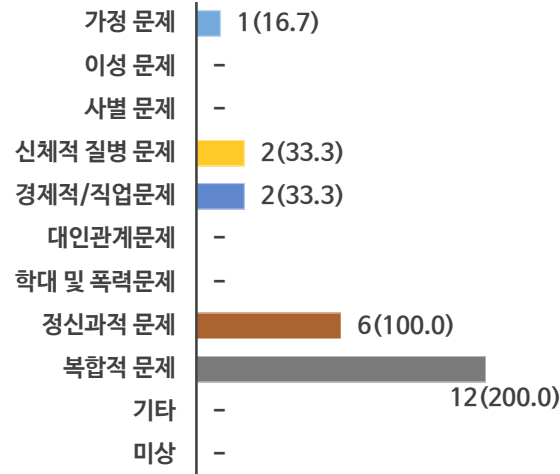


2020년 1-5월 | 시군별 | 자살사망자 수 | 자살동기 (단위 : 시)

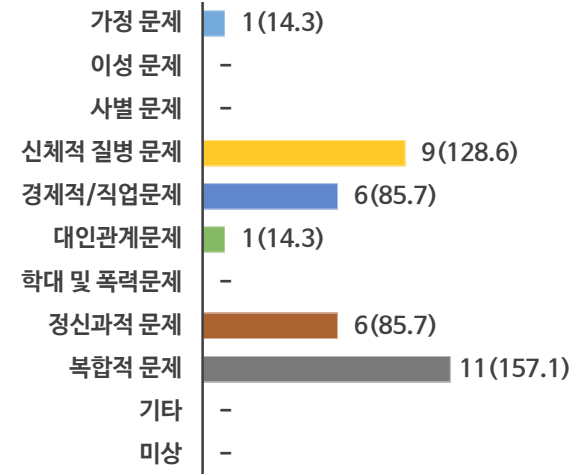
춘천시



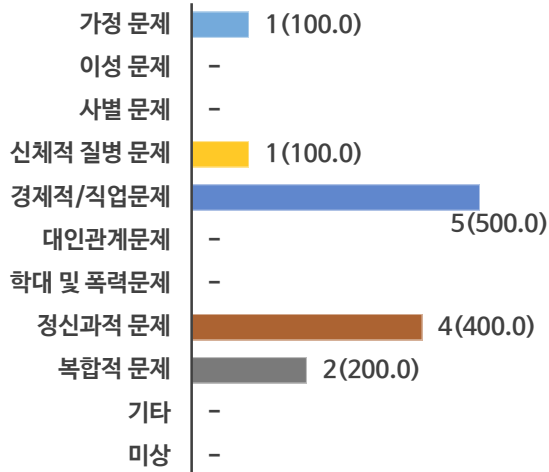
원주시



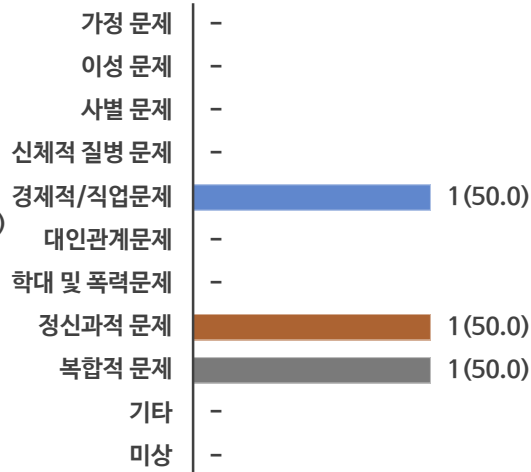
강릉시



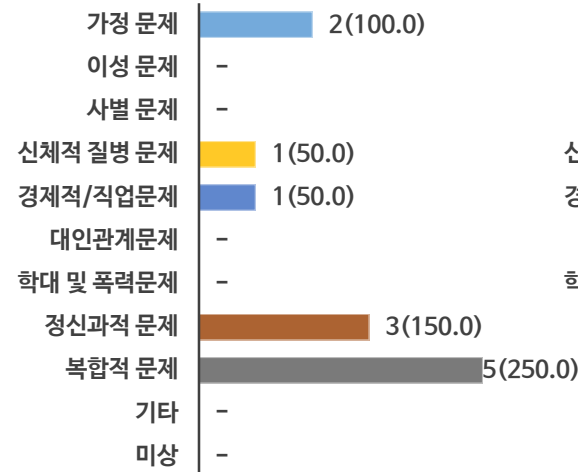
동해시



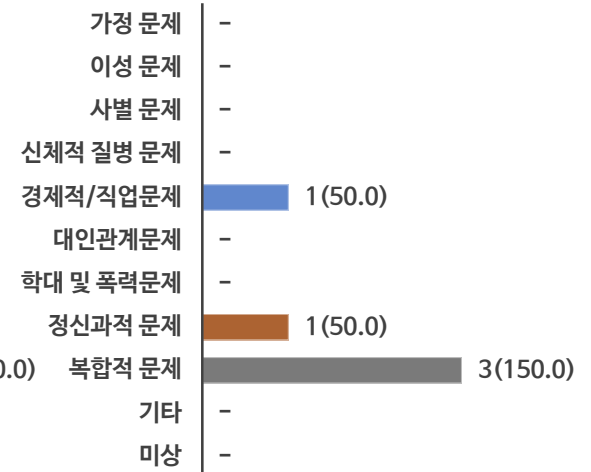
태백시



속초시



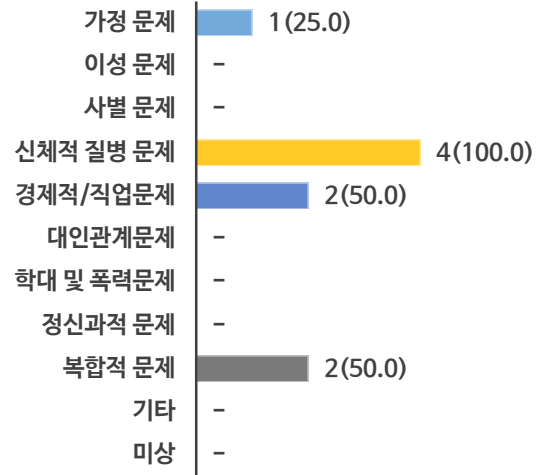
삼척시



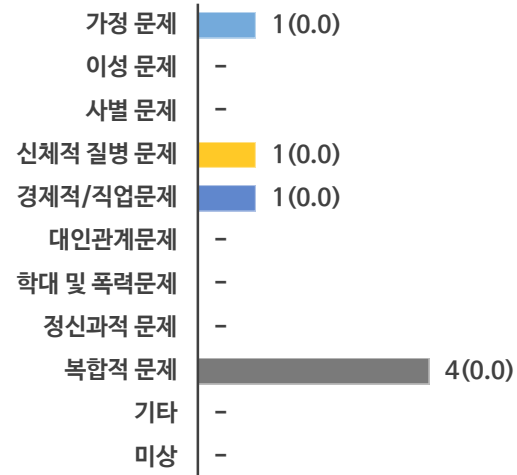


2020년 1-5월 | 시군별 | 자살사망자 수 | 자살동기 (단위 : 군)

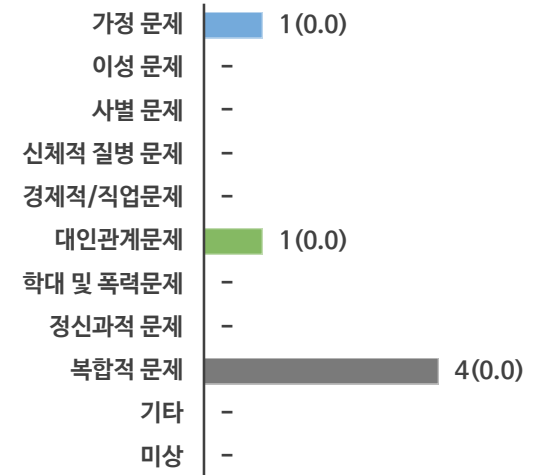
홍천군



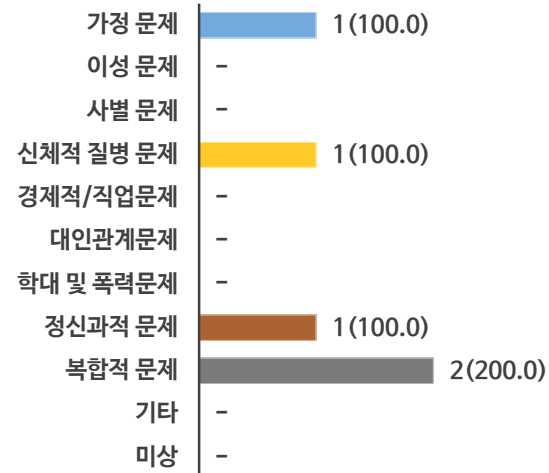
횡성군




영월군



평창군



정선군



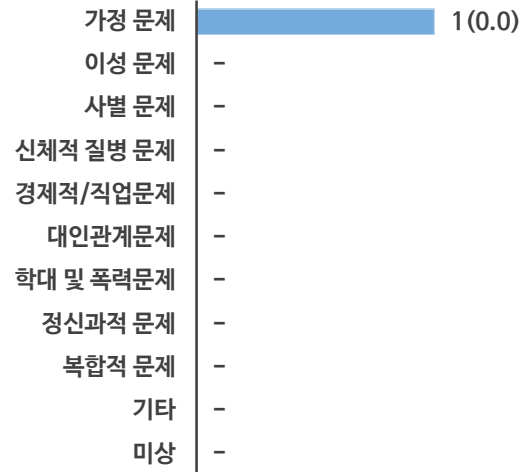
철원군



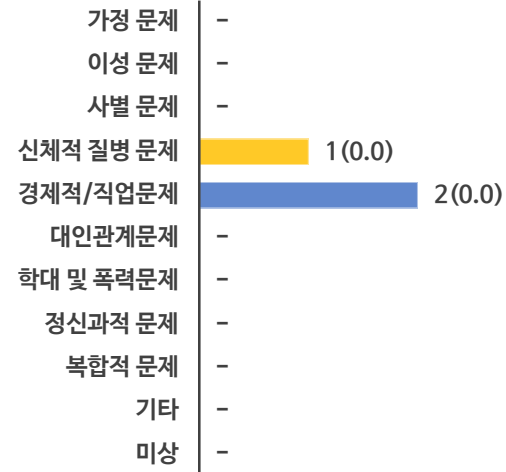


2020년 1-5월 | 시군별 | 자살사망자 수 | 자살동기 (단위 : 군)

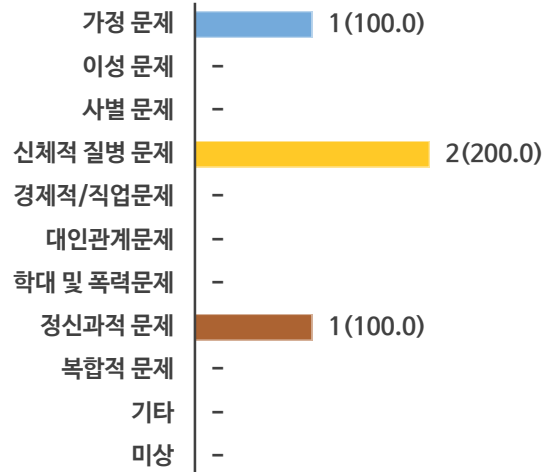
화천군



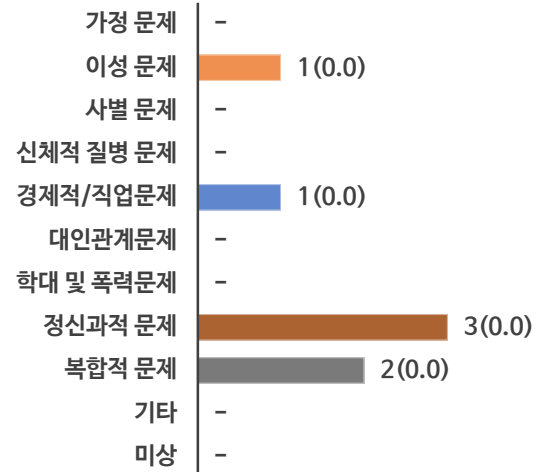
양구군



인제군



고성군



양양군

