

A large blue geometric graphic on the left side of the slide, consisting of a large triangle pointing right and a smaller triangle pointing left, creating a dynamic, abstract shape.

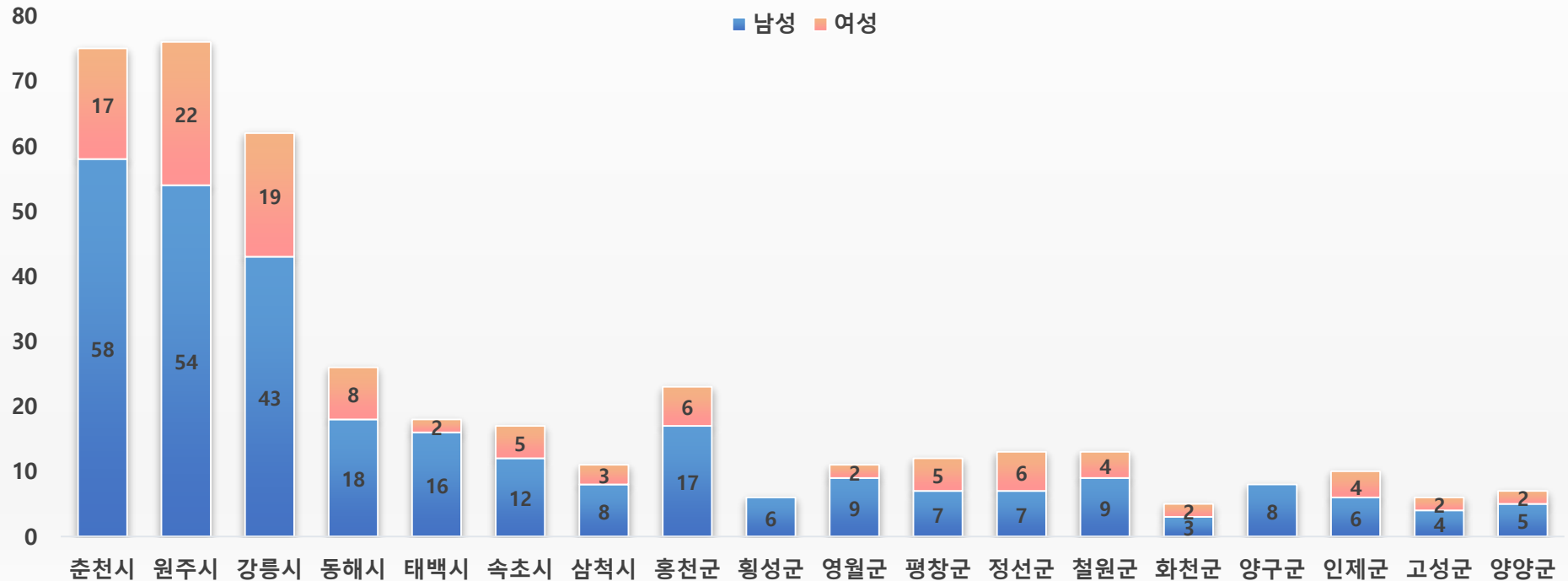
2018년 1-12월 강원도 자살사망자 현황분석

- 기간 : 2018.01.01 - 12.31
- 근거 : 강원도자살예방센터 자체 조사자료



2018년 1-12월 | 시군별 | 자살사망자 수 | 성별

구분		춘천시	원주시	강릉시	동해시	태백시	속초시	삼척시	홍천군	횡성군	영월군	평창군	정선군	철원군	화천군	양구군	인제군	고성군	양양군	전체
남성	N	58	54	43	18	16	12	8	17	6	9	7	7	9	3	8	6	4	5	290
	%	77.3	71.1	69.4	69.2	88.9	70.6	72.7	73.9	100.0	81.8	58.3	53.8	69.2	60.0	100.0	60.0	66.7	71.4	72.7
여성	N	17	22	19	8	2	5	3	6	0	2	5	6	4	2	0	4	2	2	109
	%	22.7	28.9	30.6	30.8	11.1	29.4	27.3	26.1	0.0	18.2	41.7	46.2	30.8	40.0	0.0	40.0	33.3	28.6	27.3
전체	N	75	76	62	26	18	17	11	23	6	11	12	13	13	5	8	10	6	7	399
	%	100.0	100.0	100.0	100.0	100.0	100.0	100.0	100.0	100.0	100.0	100.0	100.0	100.0	100.0	100.0	100.0	100.0	100.0	100.0

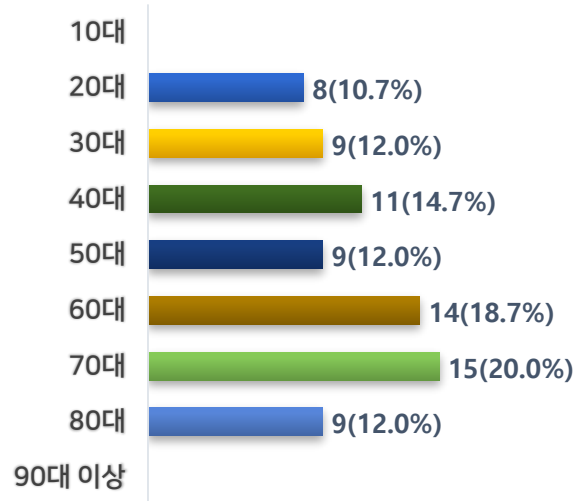


[illegible]

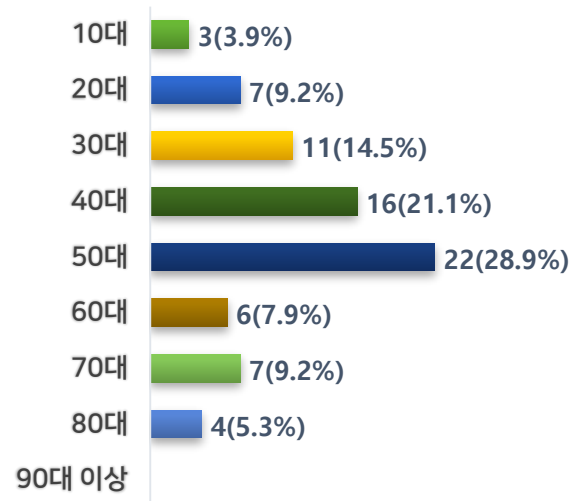


2018년 1-12월 | 시군별 | 자살사망자 수 | 연령대 (지역 : 시)

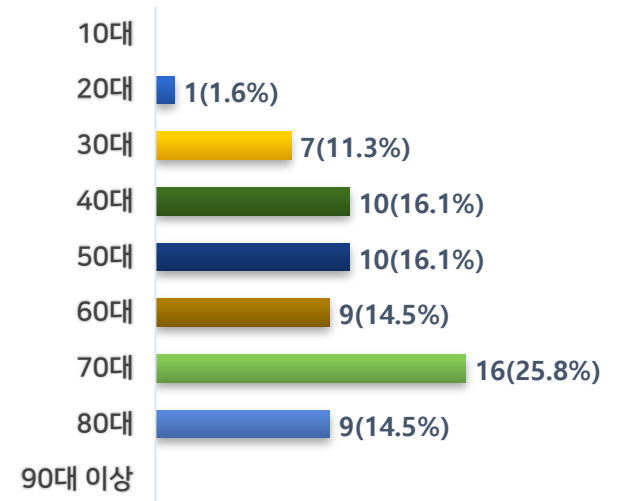
춘천시



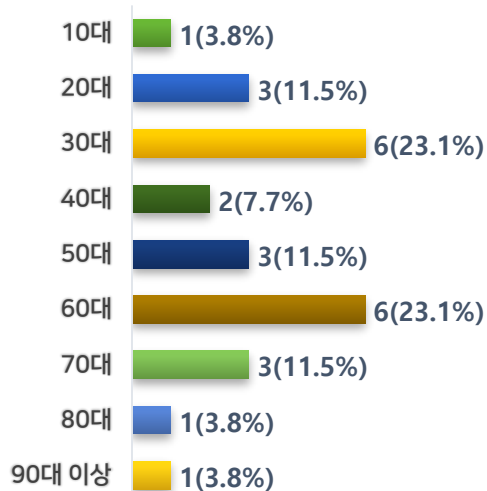
원주시



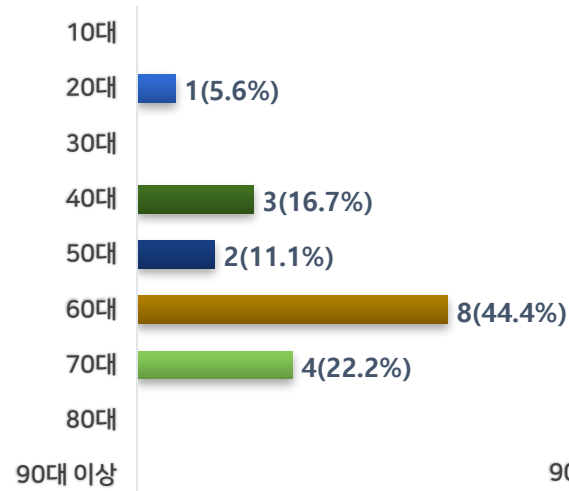
강릉시



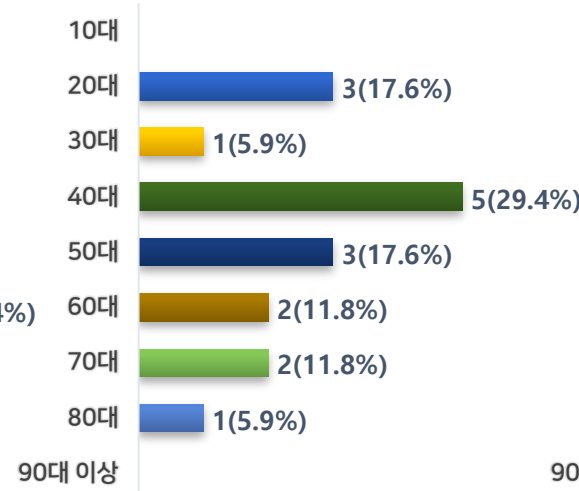
동해시



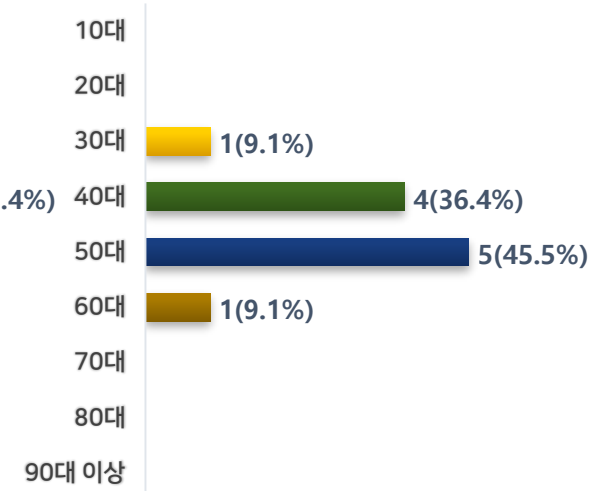
태백시



속초시

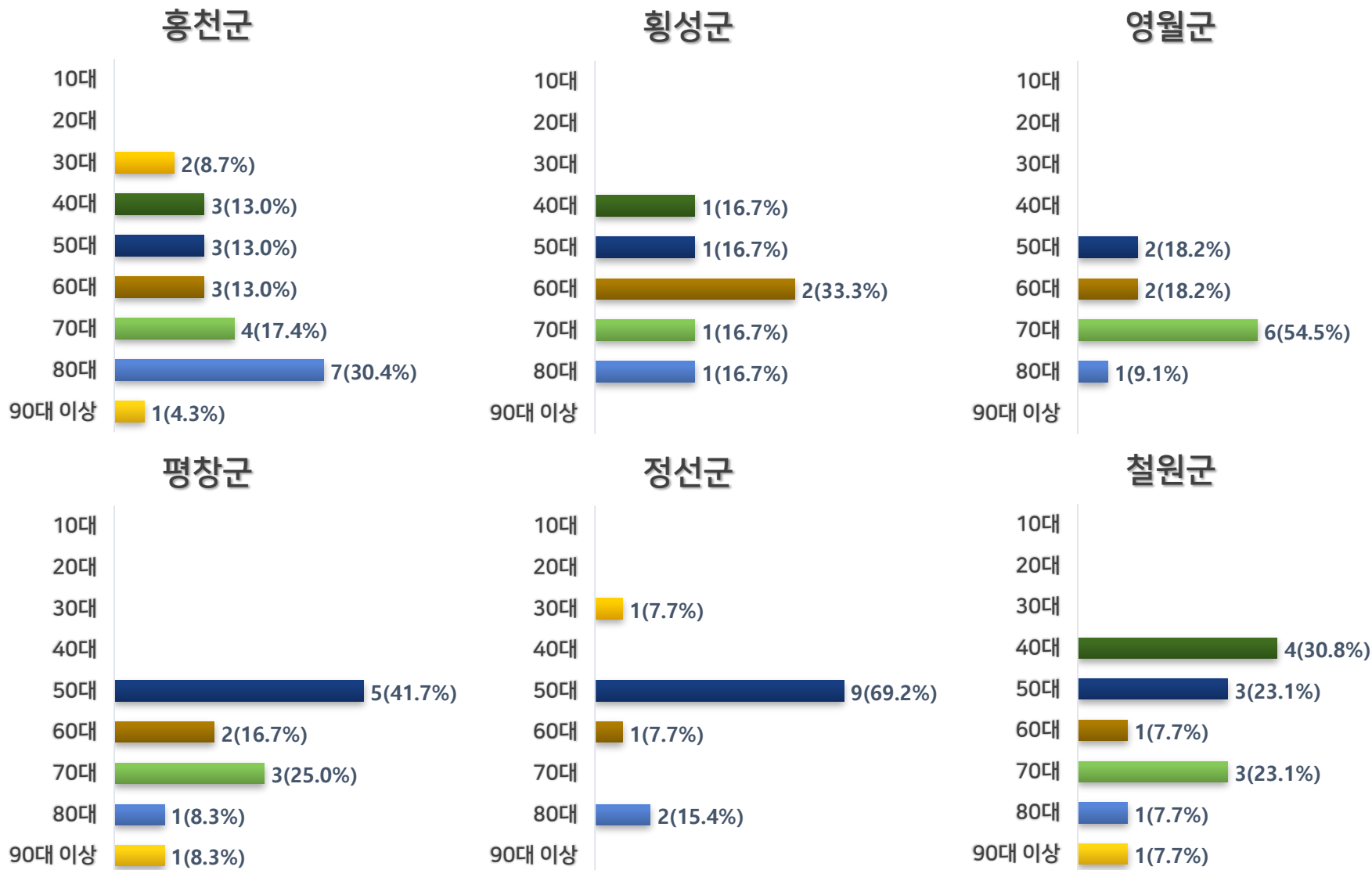


삼척시





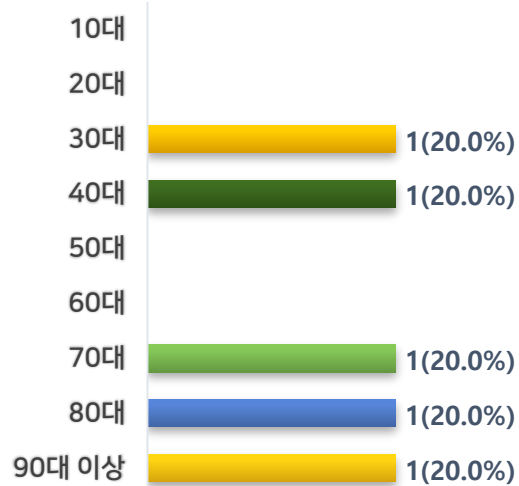
2018년 1-12월 | 시군별 | 자살사망자 수 | 연령대 (지역 : 군)



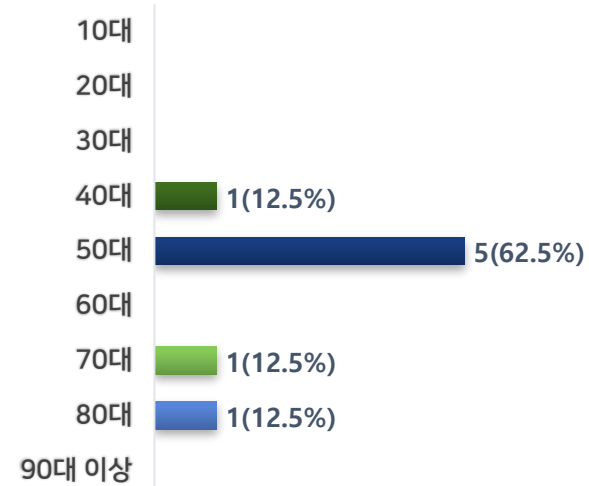


2018년 1-12월 | 시군별 | 자살사망자 수 | 연령대 (지역 : 군)

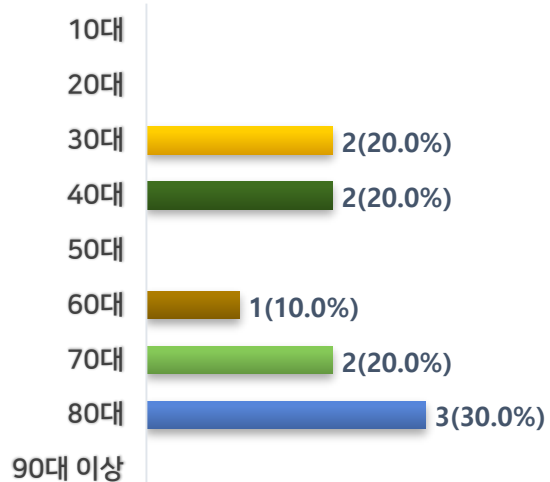
화천군



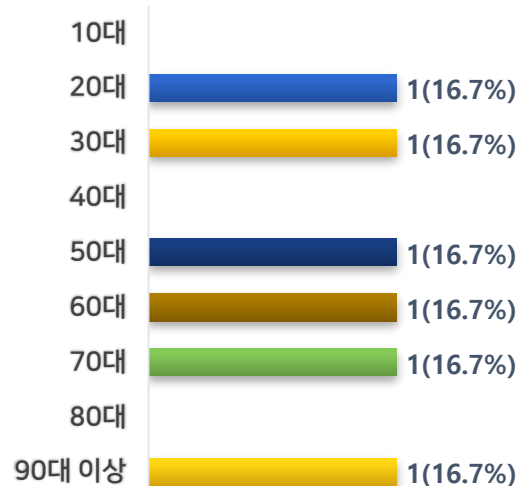
양구군



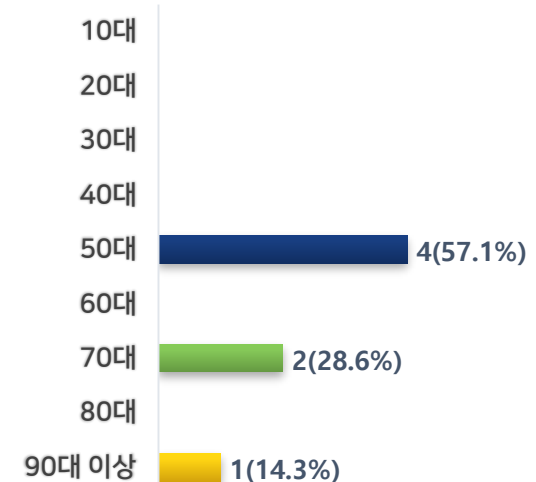
인제군



고성군



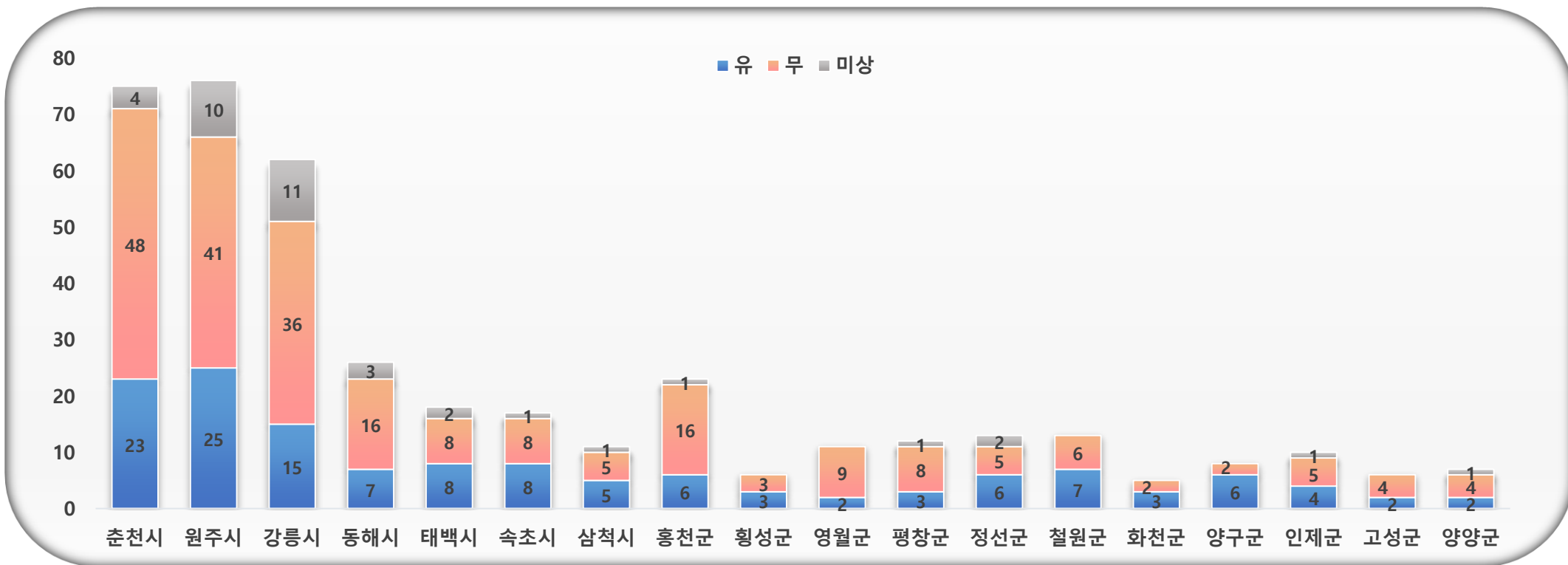
양양군





2018년 1-12월 | 시군별 | 자살사망자 수 | 직업유무

구분	춘천시	원주시	강릉시	동해시	태백시	속초시	삼척시	홍천군	횡성군	영월군	평창군	정선군	철원군	화천군	양구군	인제군	고성군	양양군	전체
유	N 23	25	15	7	8	8	5	6	3	2	3	6	7	3	6	4	2	2	135
	% 30.7	32.9	24.2	26.9	44.4	47.1	45.5	26.1	50.0	18.2	25.0	46.2	53.8	60.0	75.0	40.0	33.3	28.6	33.8
무	N 48	41	36	16	8	8	5	16	3	9	8	5	6	2	2	5	4	4	226
	% 64.0	53.9	58.1	61.5	44.4	47.1	45.5	69.6	50.0	81.8	66.7	38.5	46.2	40.0	25.0	50.0	66.7	57.1	56.6
미상	N 4	10	11	3	2	1	1	1	0	0	1	2	0	0	0	1	0	1	38
	% 5.3	13.2	17.7	11.5	11.1	5.9	9.1	4.3	0.0	0.0	8.3	15.4	0.0	0.0	0.0	10.0	0.0	14.3	9.5
전체	N 75	76	62	26	18	17	11	23	6	11	12	13	13	5	8	10	6	7	399
	% 100.0	100.0	100.0	100.0	100.0	100.0	100.0	100.0	100.0	100.0	100.0	100.0	100.0	100.0	100.0	100.0	100.0	100.0	100.0

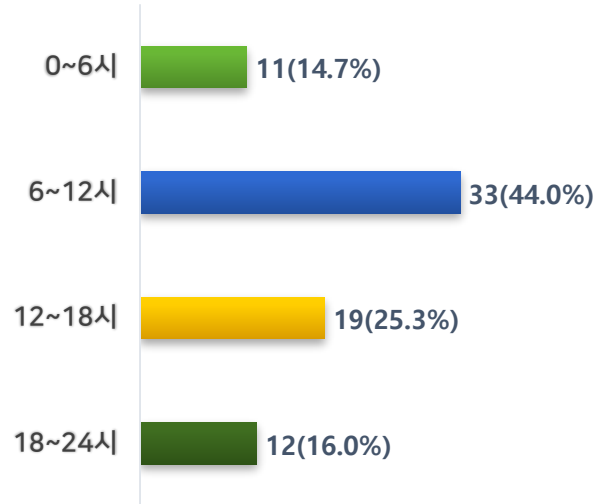


[illegible]

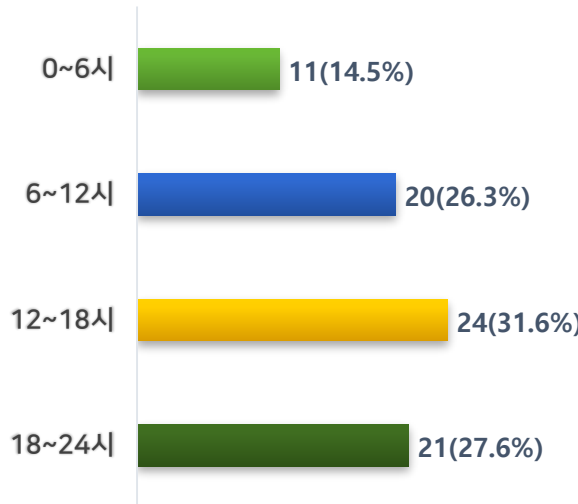


2018년 1-12월 | 시군별 | 자살사망자 수 | 사망시간 (지역 : 시)

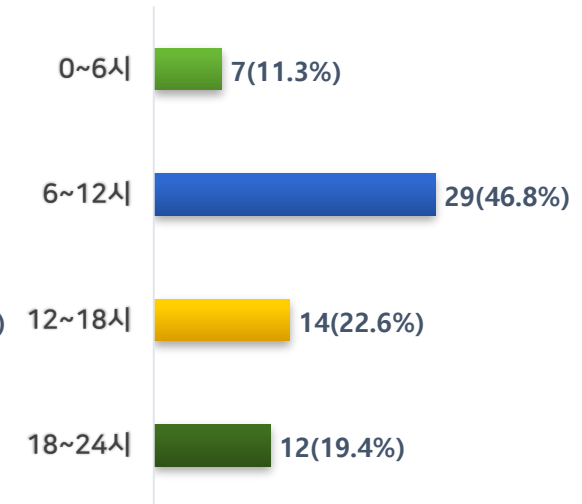
춘천시



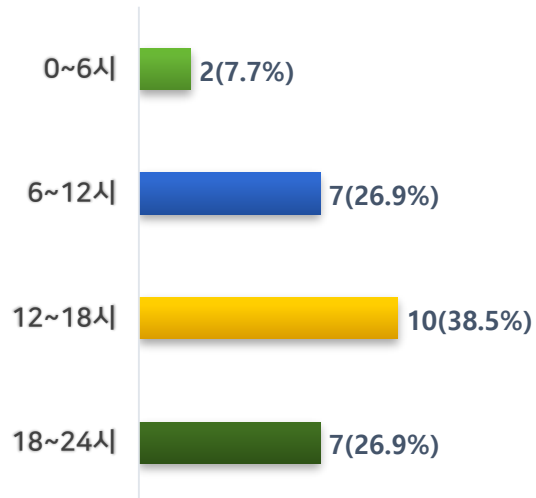
원주시



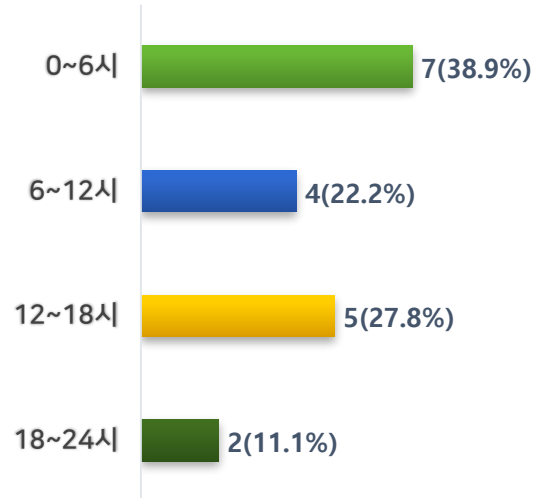
강릉시



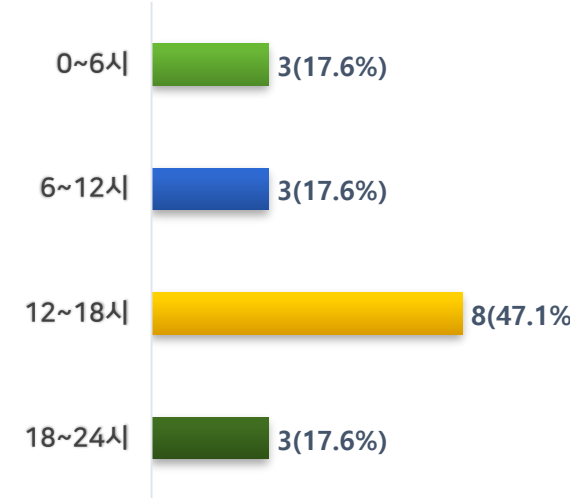
동해시



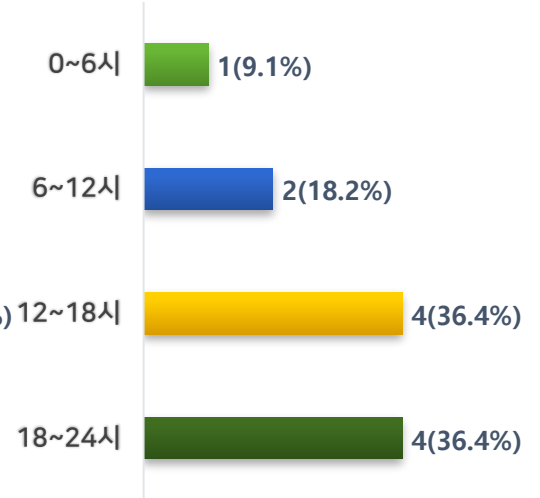
태백시



속초시



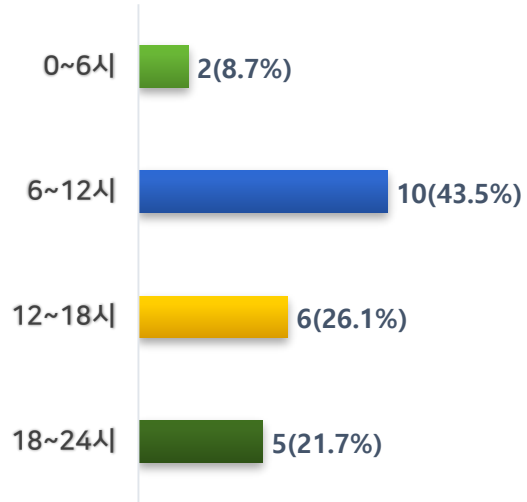
삼척시



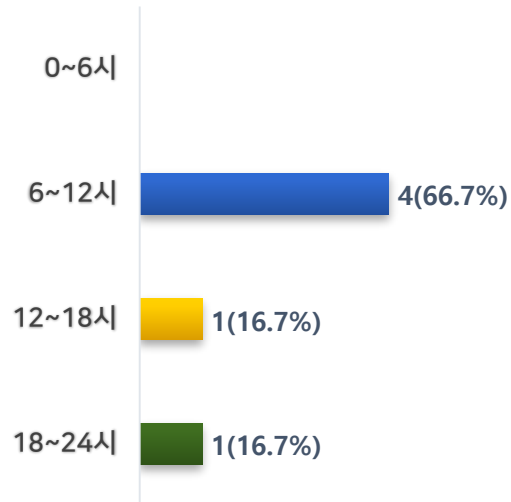


2018년 1-12월 | 시군별 | 자살사망자 수 | 사망시간 (지역 : 군)

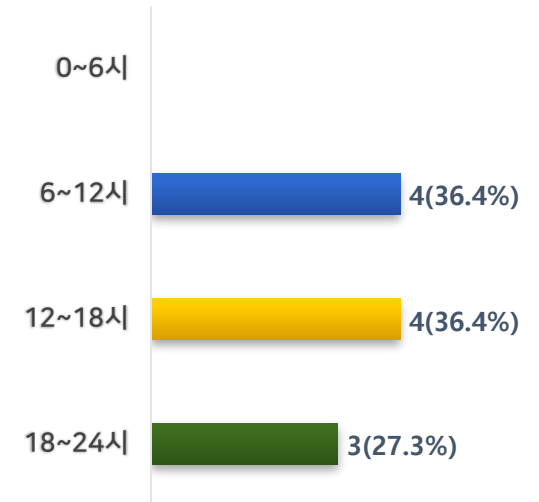
홍천군



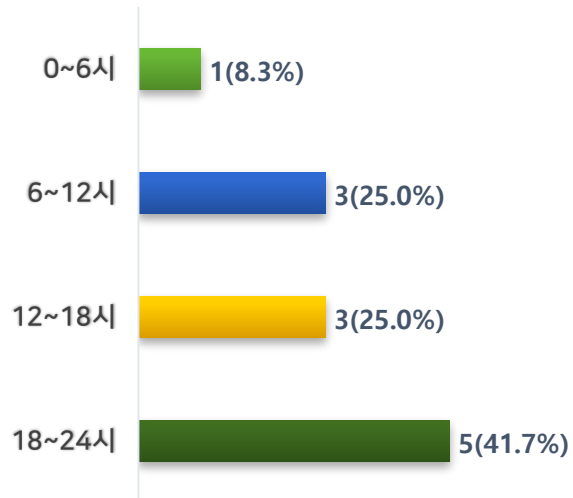
횡성군



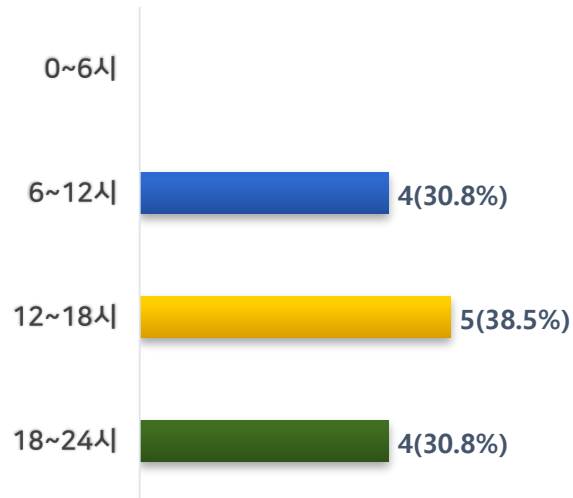
영월군



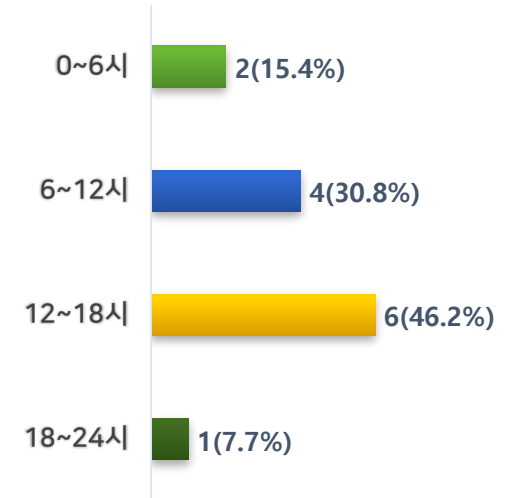
평창군



정선군



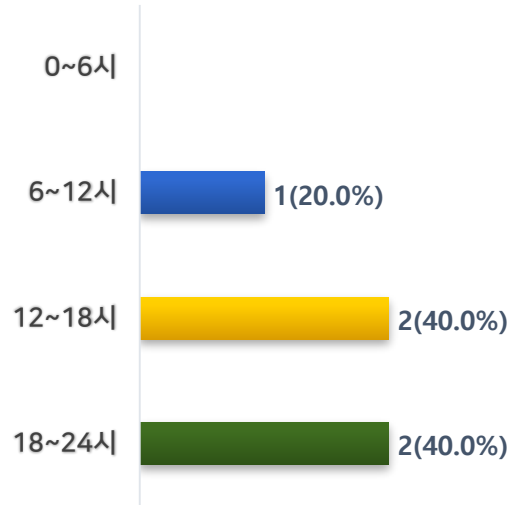
철원군



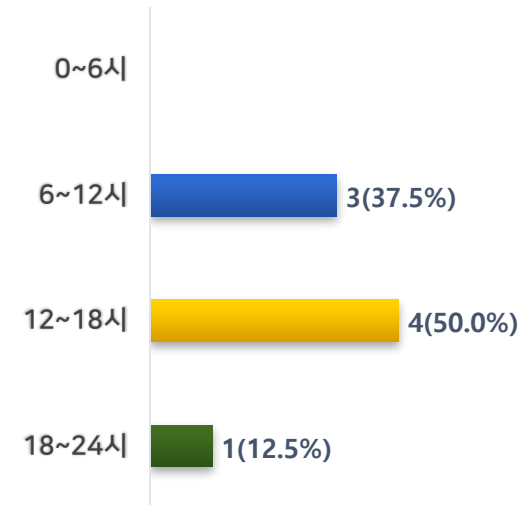


2018년 1-12월 | 시군별 | 자살사망자 수 | 사망시간 (지역 : 군)

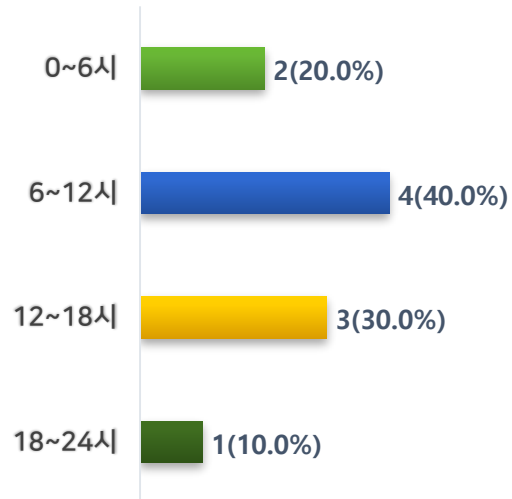
화천군



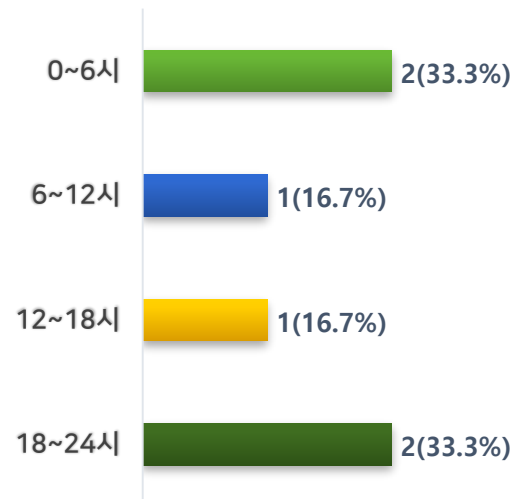
양구군



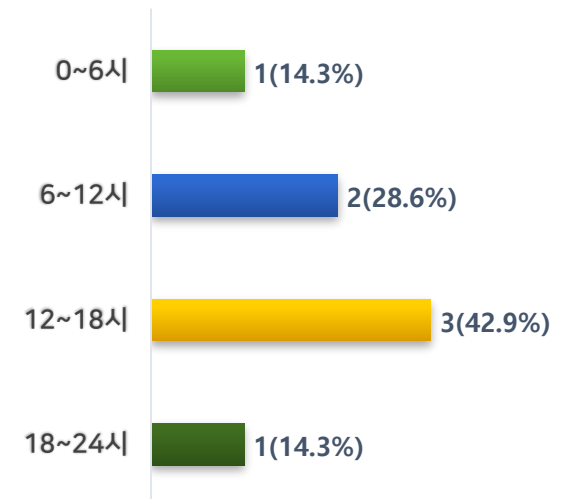
인제군



고성군



양양군



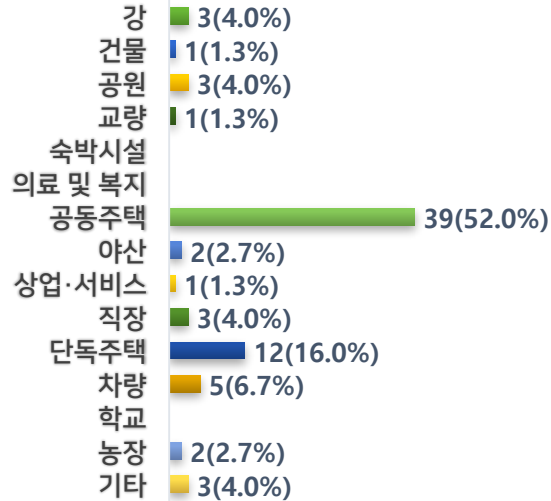


구분		춘천시	원주시	강릉시	동해시	태백시	속초시	삼척시	홍천군	횡성군	영월군	평창군	정선군	철원군	화천군	양구군	인제군	고성군	양양군	전체
강	N	3	1	2	1	2	0	0	0	0	0	0	1	1	0	0	0	0	0	11
	%	4.0	1.3	3.2	3.8	11.1	0.0	0.0	0.0	0.0	0.0	0.0	7.7	7.7	0.0	0.0	0.0	0.0	0.0	2.8
건물	N	1	2	3	0	0	1	0	2	0	0	0	0	2	2	0	2	0	0	15
	%	1.3	2.6	4.8	0.0	0.0	5.9	0.0	8.7	0.0	0.0	0.0	0.0	15.4	40.0	0.0	20.0	0.0	0.0	3.8
공원	N	3	1	0	0	0	0	0	2	0	0	0	0	1	0	0	0	1	0	8
	%	4.0	1.3	0.0	0.0	0.0	0.0	0.0	8.7	0.0	0.0	0.0	0.0	7.7	0.0	0.0	0.0	16.7	0.0	2.0
교량	N	1	0	2	0	1	0	0	0	1	5	0	0	0	0	0	0	0	0	10
	%	1.3	0.0	3.2	0.0	5.6	0.0	0.0	0.0	16.7	45.5	0.0	0.0	0.0	0.0	0.0	0.0	0.0	0.0	2.5
숙박시설	N	0	1	3	1	0	0	0	1	0	0	0	0	0	0	0	0	0	0	6
	%	0.0	1.3	4.8	3.8	0.0	0.0	0.0	4.3	0.0	0.0	0.0	0.0	0.0	0.0	0.0	0.0	0.0	0.0	1.5
의료 및 복 지기관	N	0	1	1	0	0	0	0	0	0	0	0	0	0	0	0	0	0	0	2
	%	0.0	1.3	1.6	0.0	0.0	0.0	0.0	0.0	0.0	0.0	0.0	0.0	0.0	0.0	0.0	0.0	0.0	0.0	0.5
공동주택	N	39	31	20	8	4	10	4	2	1	0	0	3	3	0	0	1	0	1	127
	%	52.0	40.8	32.3	30.8	22.2	58.8	36.4	8.7	16.7	0.0	0.0	23.1	23.1	0.0	0.0	10.0	0.0	14.3	31.8
야산	N	2	7	6	2	3	1	2	2	0	1	2	0	1	0	5	2	0	0	36
	%	2.7	9.2	9.7	7.7	16.7	5.9	18.2	8.7	0.0	9.1	16.7	0.0	7.7	0.0	62.5	20.0	0.0	0.0	9.0
상업.서비스 시설	N	1	0	0	1	0	1	0	0	0	0	0	0	0	0	0	0	0	0	3
	%	1.3	0.0	0.0	3.8	0.0	5.9	0.0	0.0	0.0	0.0	0.0	0.0	0.0	0.0	0.0	0.0	0.0	0.0	0.8
직장	N	3	1	1	0	0	0	0	0	0	0	0	0	0	0	0	0	0	1	6
	%	4.0	1.3	1.6	0.0	0.0	0.0	0.0	0.0	0.0	0.0	0.0	0.0	0.0	0.0	0.0	0.0	0.0	14.3	1.5
단독주택	N	12	23	16	10	3	4	3	12	3	5	10	8	4	1	2	5	4	4	129
	%	16.0	30.3	25.8	38.5	16.7	23.5	27.3	52.2	50.0	45.5	83.3	61.5	30.8	20.0	25.0	50.0	66.7	57.1	32.3
차량	N	5	8	5	2	2	0	2	1	0	0	0	0	1	0	1	0	1	0	28
	%	6.7	10.5	8.1	7.7	11.1	0.0	18.2	4.3	0.0	0.0	0.0	0.0	7.7	0.0	12.5	0.0	16.7	0.0	7.0
학교	N	0	0	0	0	0	0	0	0	0	0	0	0	0	0	0	0	0	0	0
	%	0.0	0.0	0.0	0.0	0.0	0.0	0.0	0.0	0.0	0.0	0.0	0.0	0.0	0.0	0.0	0.0	0.0	0.0	0.0
농장	N	2	0	2	0	1	0	0	1	0	0	0	0	0	0	0	0	0	0	6
	%	2.7	0.0	3.2	0.0	5.6	0.0	0.0	4.3	0.0	0.0	0.0	0.0	0.0	0.0	0.0	0.0	0.0	0.0	1.5
기타(노상, 주차장 등)	N	3	0	1	1	2	0	0	0	1	0	0	1	0	2	0	0	0	1	12
	%	4.0	0.0	1.6	3.8	11.1	0.0	0.0	0.0	16.7	0.0	0.0	7.7	0.0	40.0	0.0	0.0	0.0	14.3	3.0
전체	N	75	76	62	26	18	17	11	23	6	11	12	13	13	5	8	10	6	7	399
	%	100.0	100.0	100.0	100.0	100.0	100.0	100.0	100.0	100.0	100.0	100.0	100.0	100.0	100.0	100.0	100.0	100.0	100.0	100.0

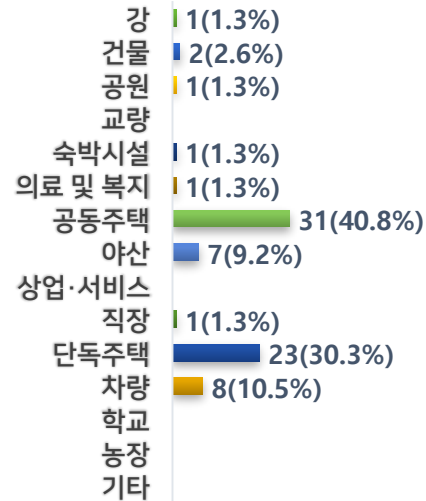


2018년 1-12월 | 시군별 | 자살사망자 수 | 사망장소 (지역 : 시)

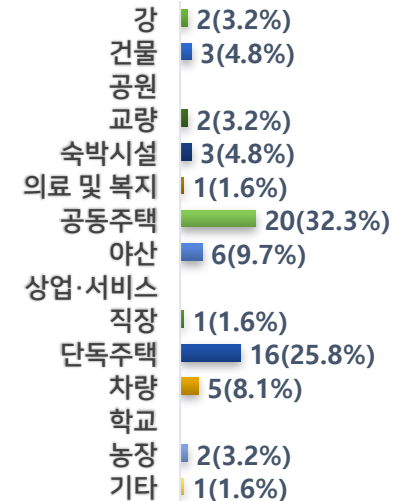
춘천시



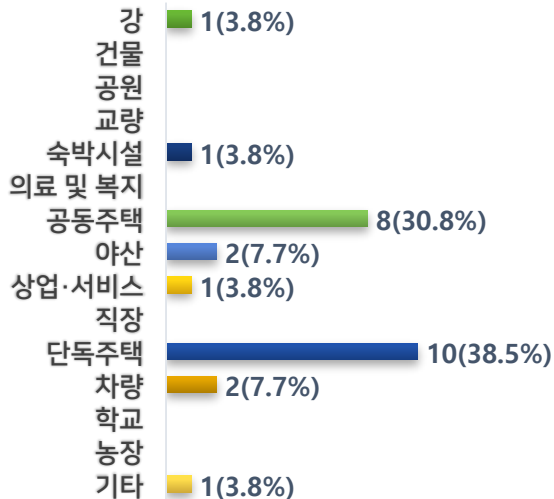
원주시



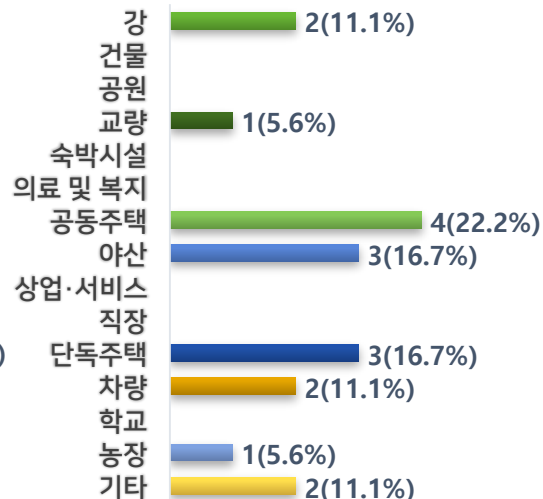
강릉시



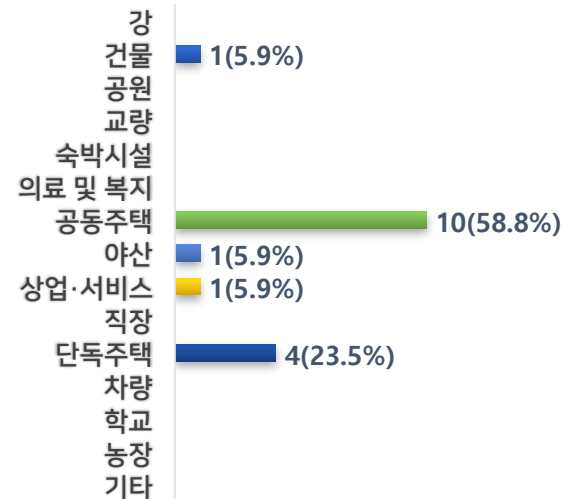
동해시



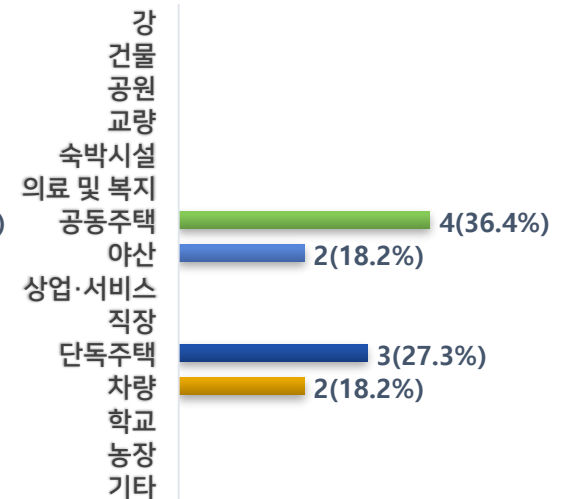
태백시



속초시



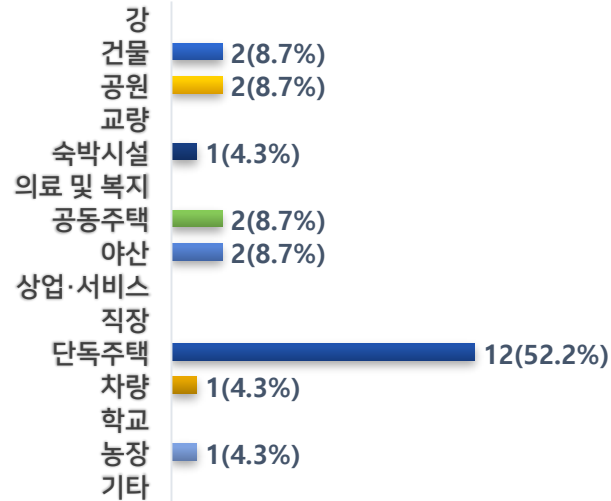
삼척시



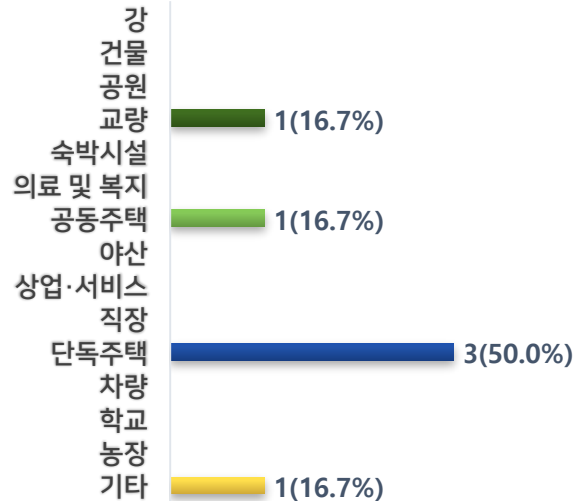


2018년 1-12월 | 시군별 | 자살사망자 수 | 사망장소 (지역 : 군)

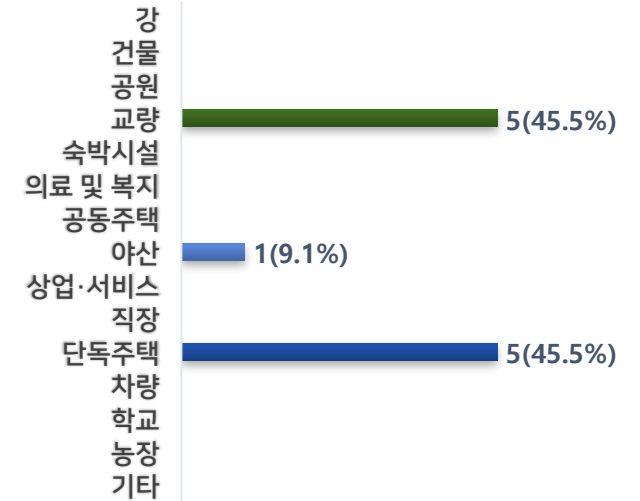
홍천군



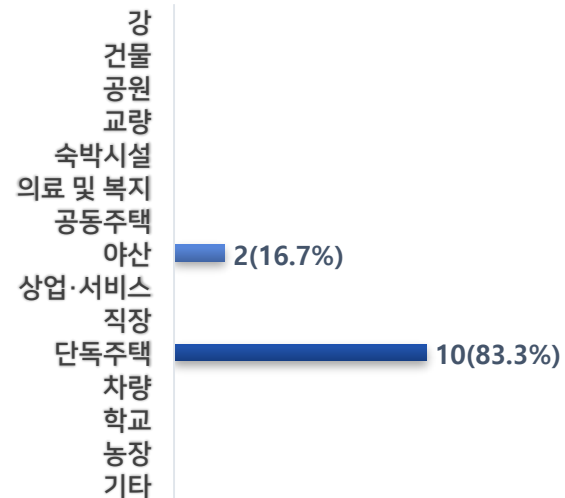
횡성군



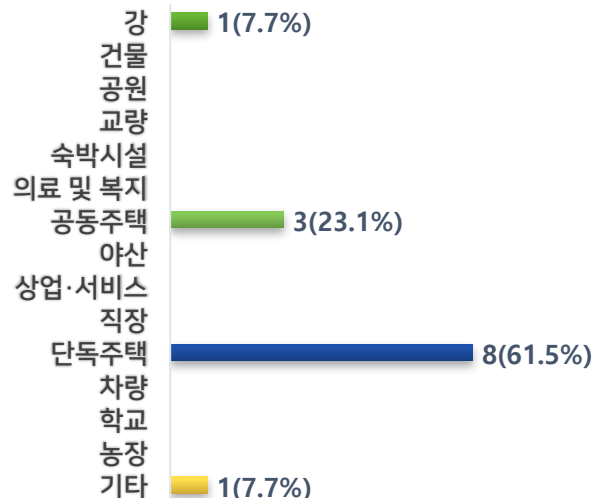
영월군



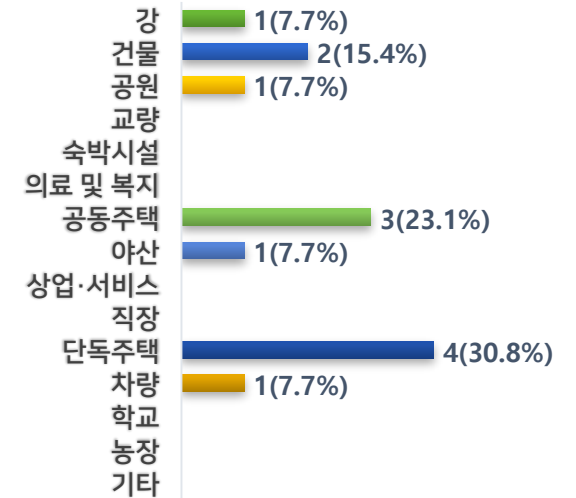
평창군



정선군



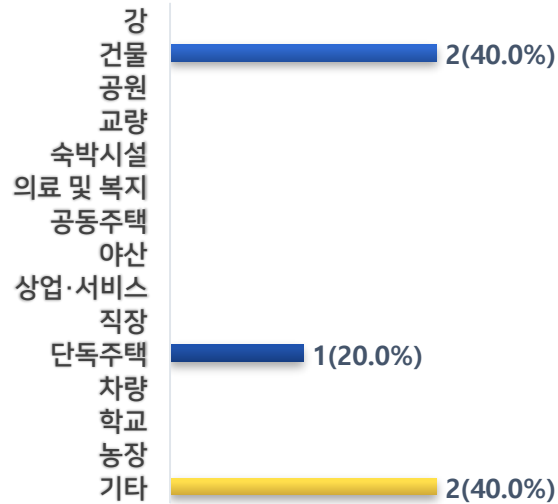
철원군



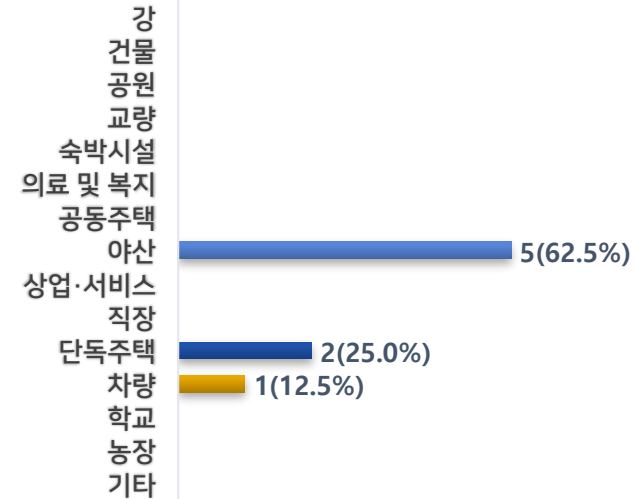


2018년 1-12월 | 시군별 | 자살사망자 수 | 사망장소 (지역 : 군)

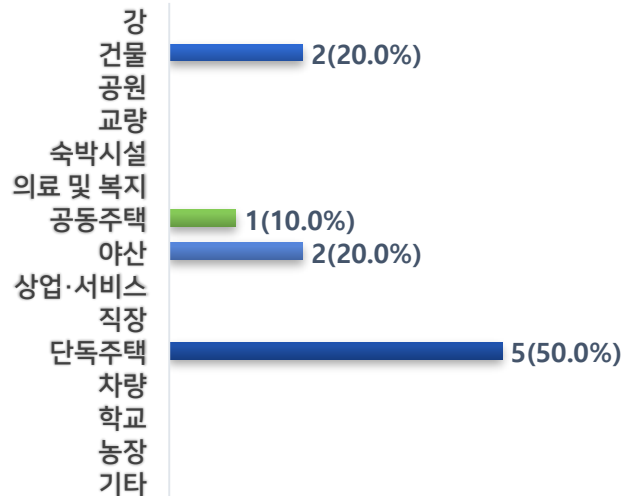
화천군



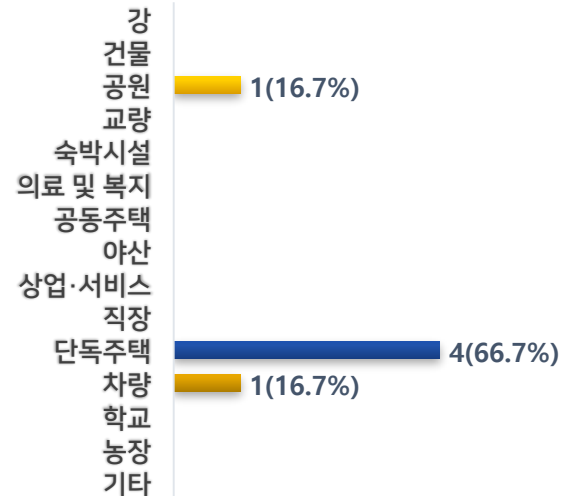
양구군



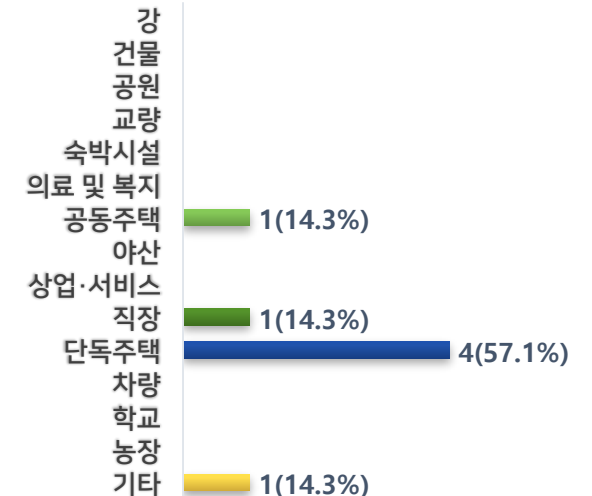
인제군



고성군



양양군

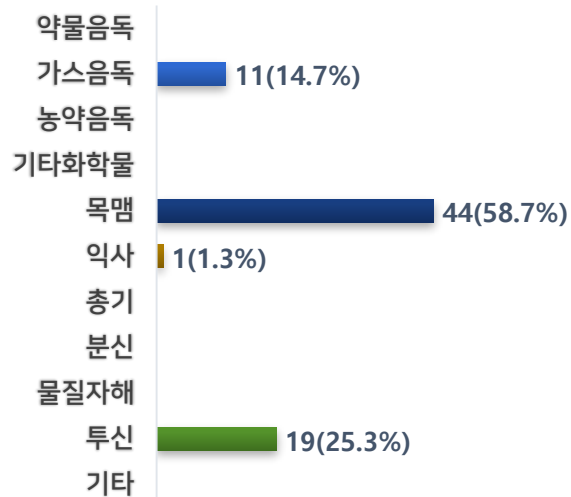


[illegible]

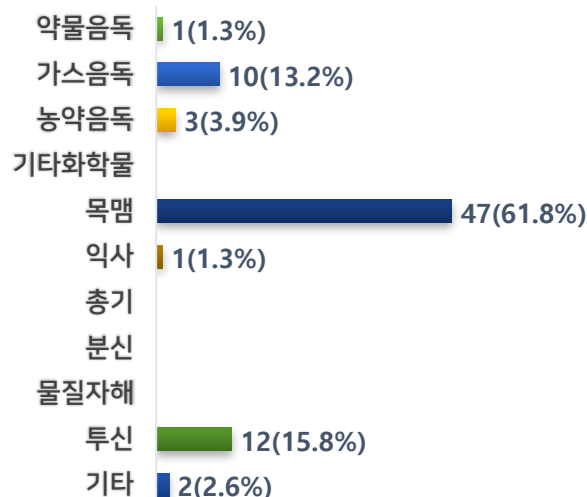


2018년 1-12월 | 시군별 | 자살사망자 수 | 사망방법 (지역 : 시)

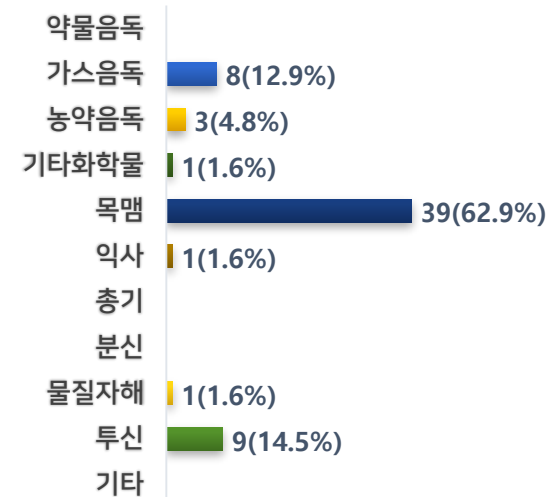
춘천시



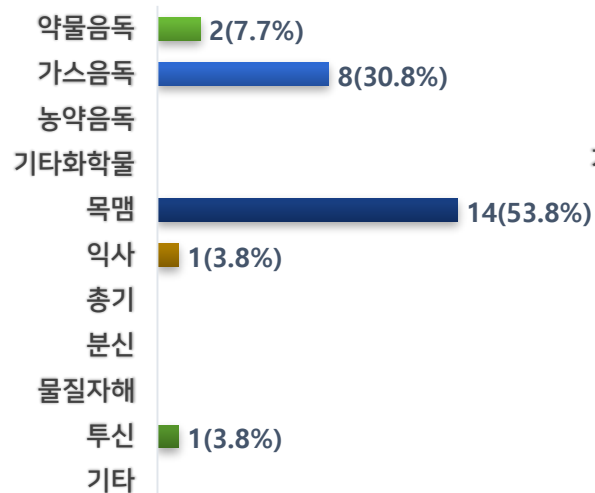
원주시



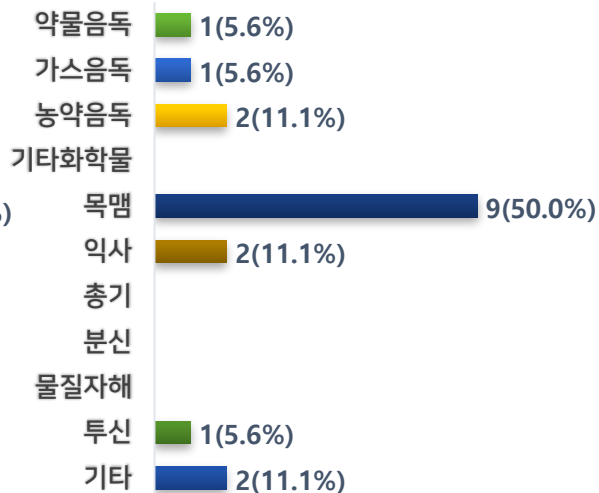
강릉시



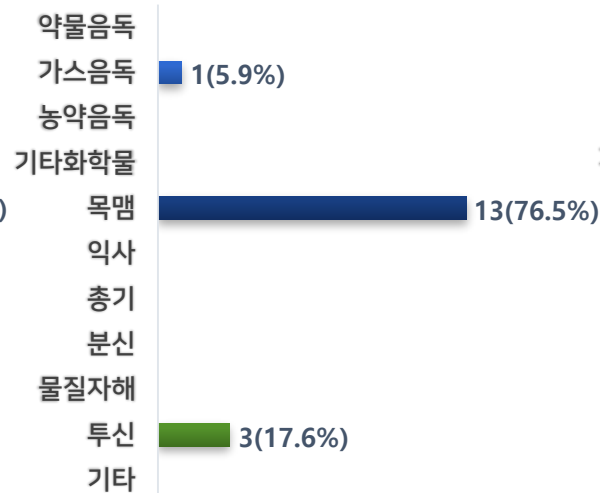
동해시



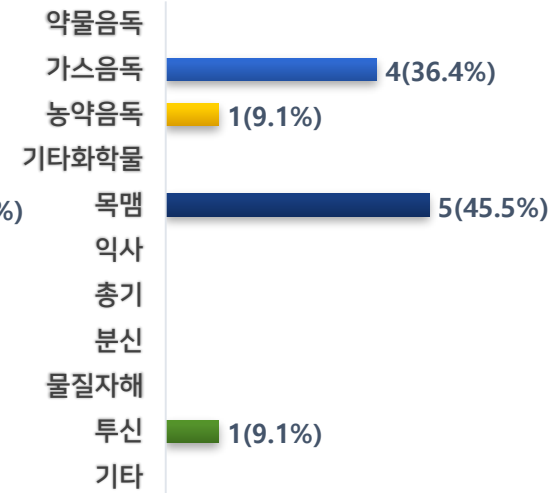
태백시



속초시

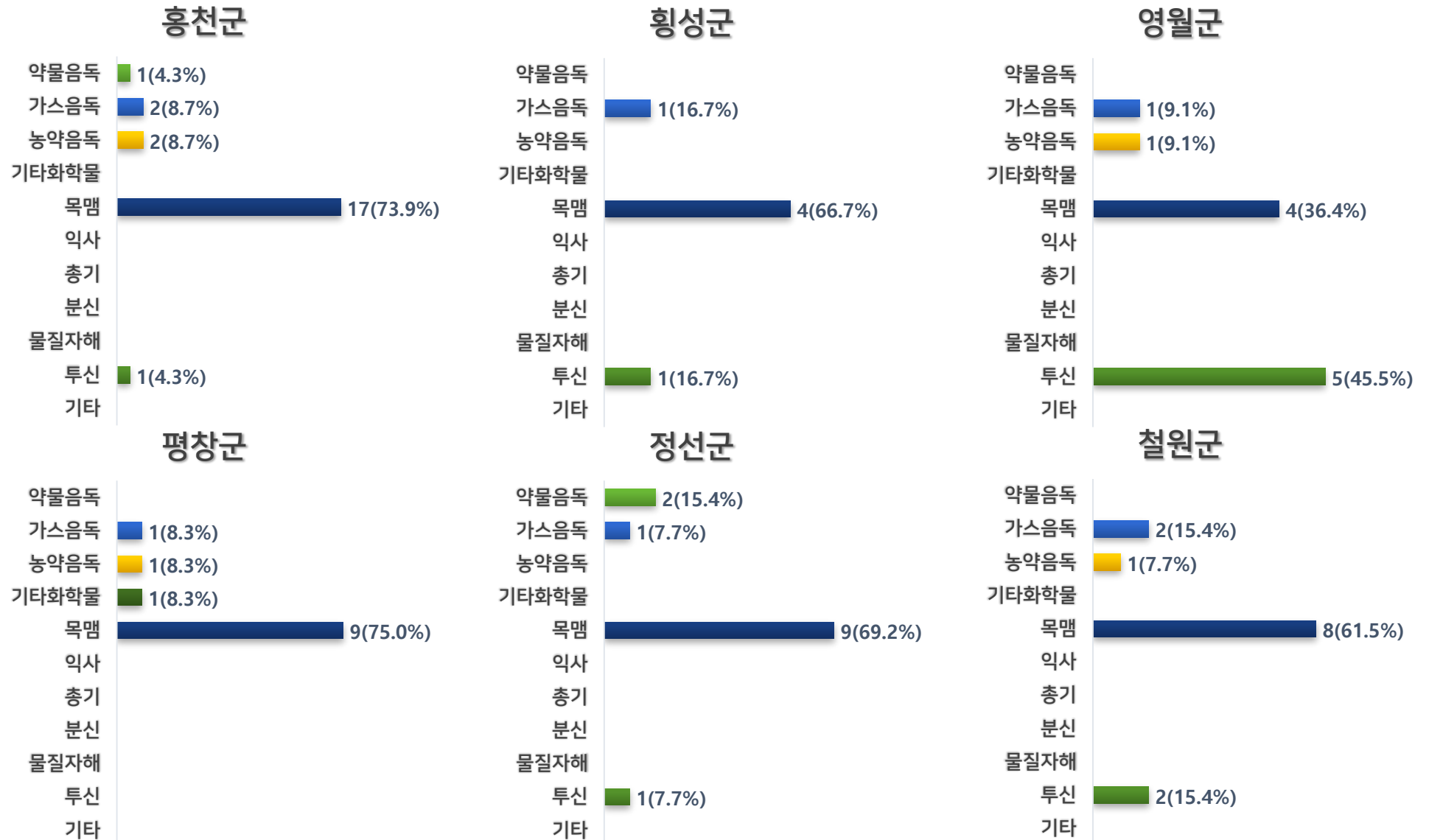


삼척시





2018년 1-12월 | 시군별 | 자살사망자 수 | 사망방법 (지역 : 군)



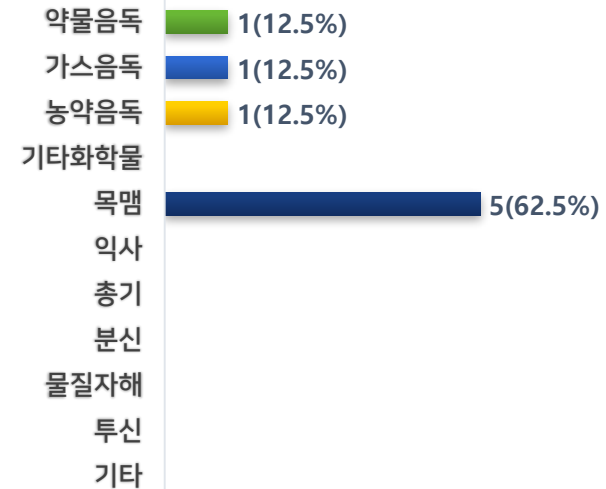


2018년 1-12월 | 시군별 | 자살사망자 수 | 사망방법 (지역 : 군)

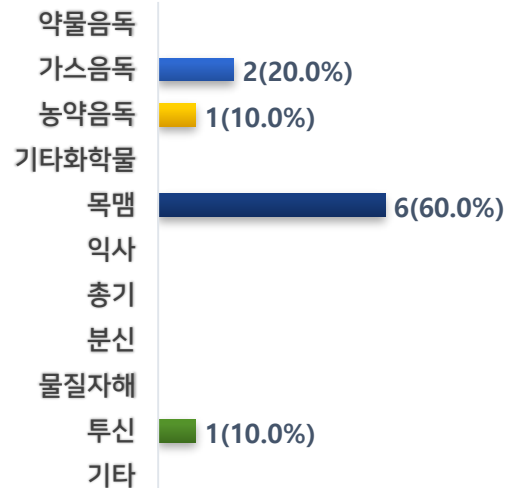
화천군



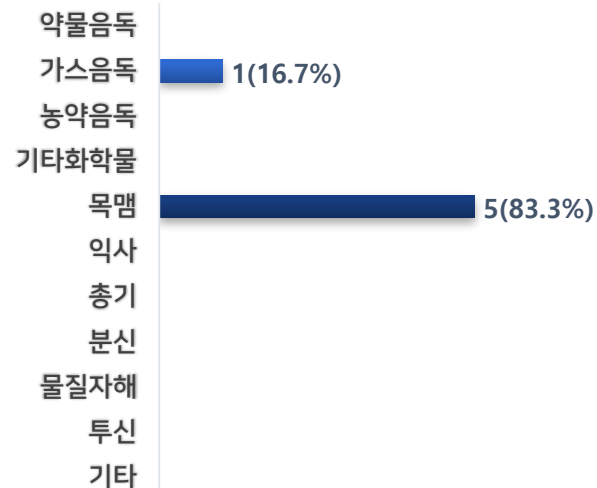
양구군



인제군



고성군



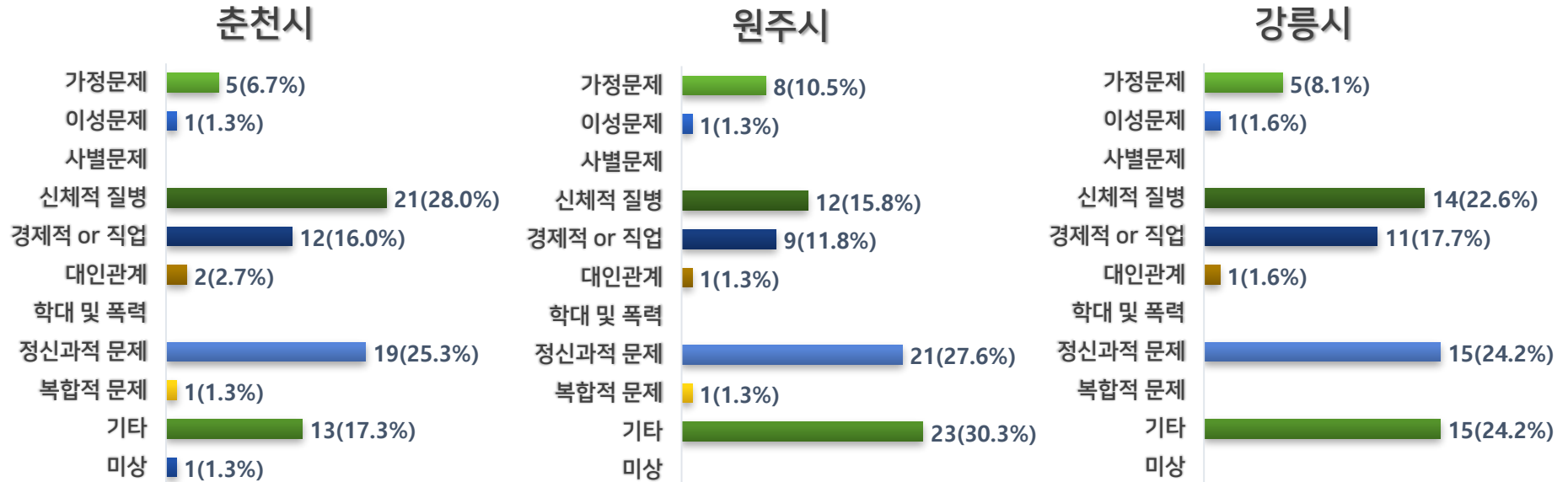
양양군



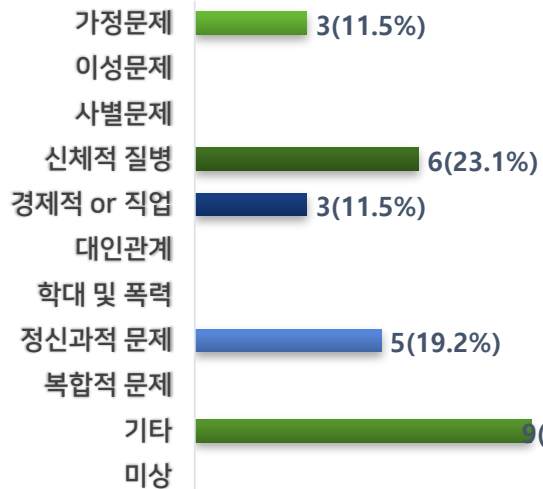




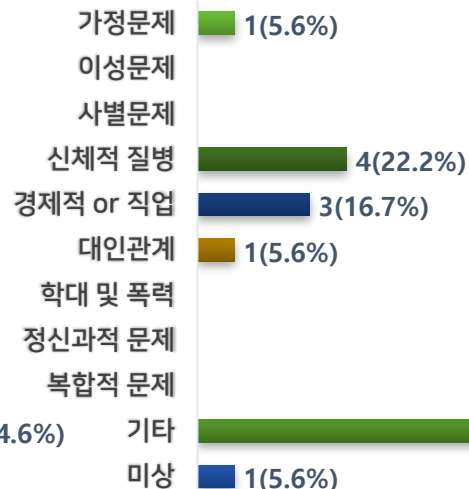
2018년 1-12월 | 시군별 | 자살사망자 수 | 자살동기 (지역 : 시)



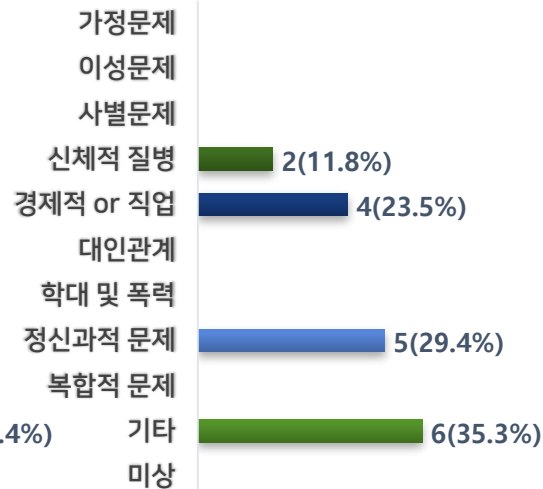
동해시



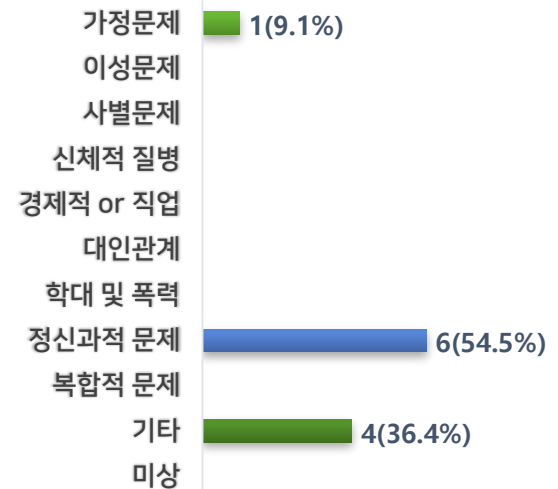
태백시



속초시



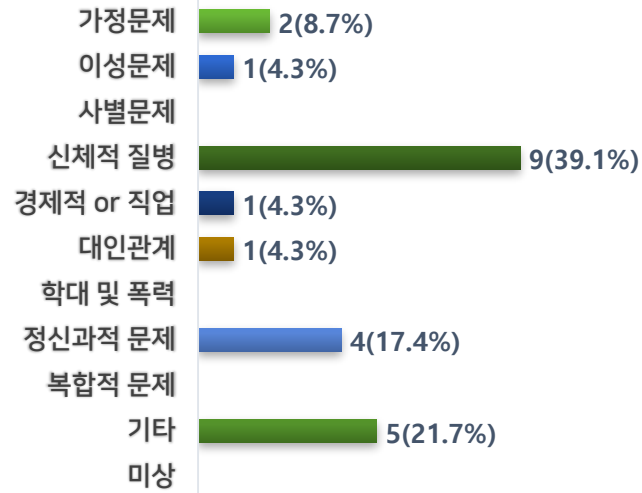
삼척시



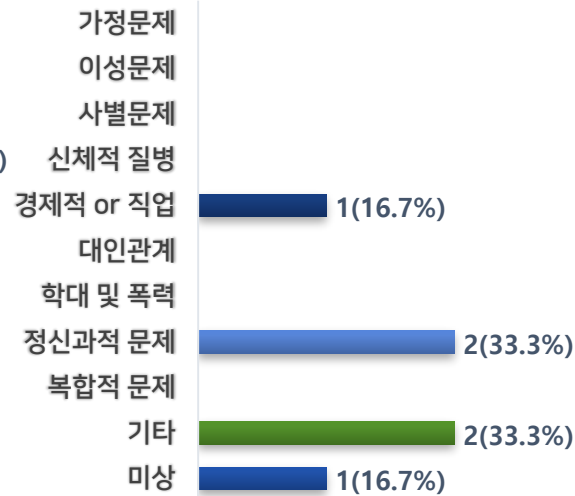


2018년 1-12월 | 시군별 | 자살사망자 수 | 자살동기 (지역 : 군)

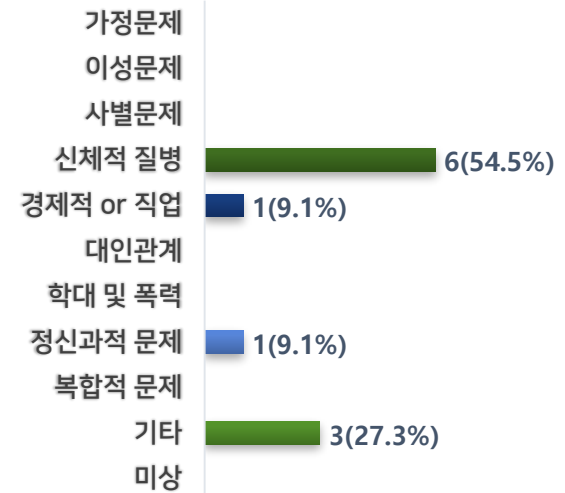
홍천군



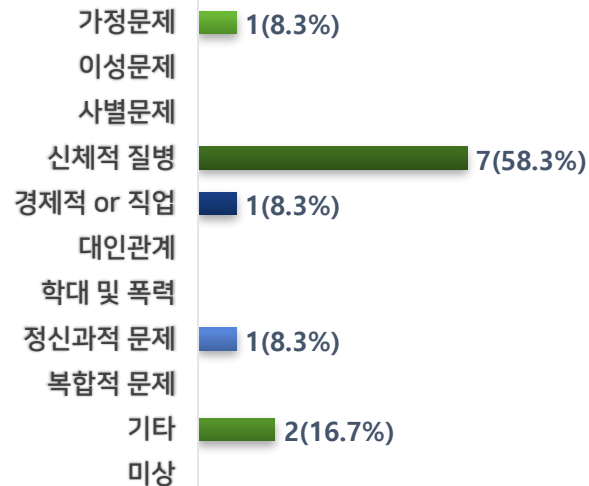
횡성군



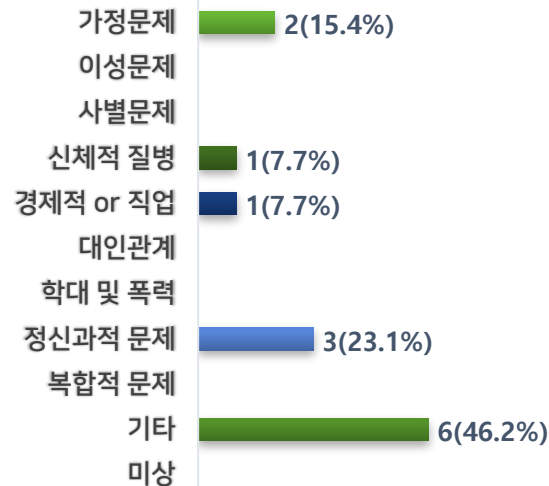
영월군



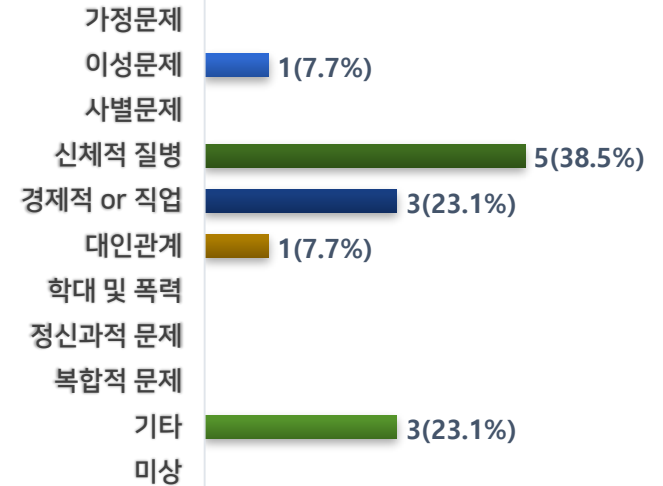
평창군



정선군



철원군



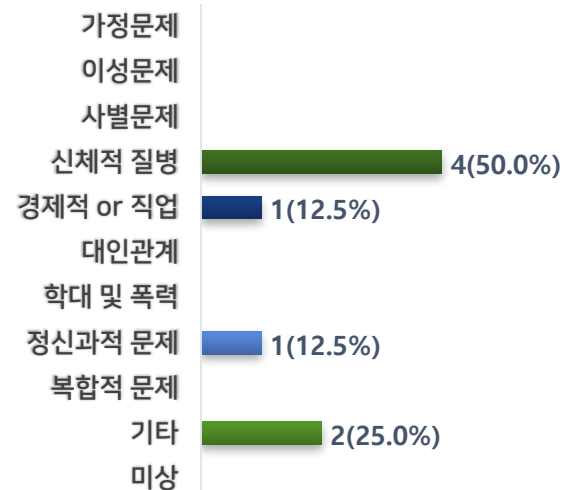


2018년 1-12월 | 시군별 | 자살사망자 수 | 자살동기 (지역 : 군)

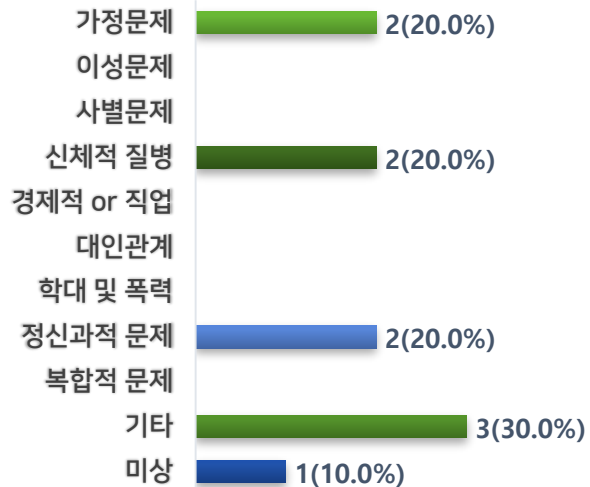
화천군



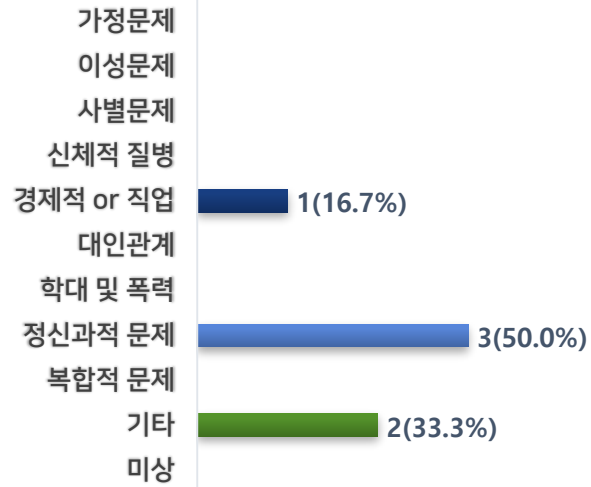
양구군



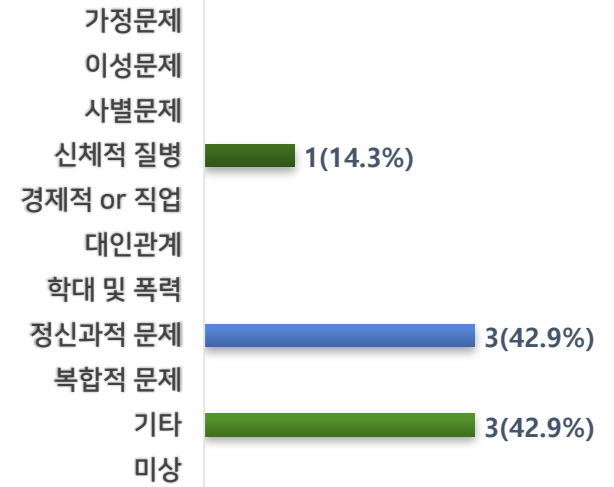
인제군



고성군



양양군



[illegible]



2018년 1 월별 전년대비 강원도 자살사망자 수

시군별	1월		2월		3월		4월		5월		6월		7월		8월		9월		10월		11월		12월		2017	2018	증가율 (%)
	18'(17')	증감	18'(17')	증감	18'(17')	증감	18'(17')	증감	18'(17')	증감	18'(17')	증감	18'(17')	증감	18'(17')	증감	18'(17')	증감	18'(17')	증감	18'(17')	증감	18'(17')	증감			
강원도	32(40)	▼8	29(36)	▼7	29(29)	-	40(36)	▲4	31(47)	▼16	39(30)	▲9	39(37)	▲2	37(23)	▲14	32(28)	▲4	33(35)	▼2	27(26)	▲1	31(23)	▲8	390	399	▲2.3
춘천시	5(4)	▲1	9(5)	▲4	6(3)	▲3	5(1)	▲4	3(7)	▼4	5(4)	▲1	5(8)	▼3	9(2)	▲7	8(8)	-	9(6)	▲3	4(3)	▲1	7(4)	▲3	55	75	▲36.4
원주시	2(4)	▼2	6(10)	▼4	7(7)	-	7(8)	▼1	7(7)	-	5(1)	▲4	14(6)	▲8	6(9)	▼3	7(5)	▲2	3(6)	▼3	7(8)	▼1	5(7)	▼2	78	76	▼2.6
강릉시	6(8)	▼2	4(3)	▲1	4(2)	▲2	7(5)	▲2	5(10)	▼5	8(4)	▲4	6(6)	-	3(7)	▼4	2(2)	-	6(6)	-	5(3)	▲2	6(1)	▲5	57	62	▲8.8
동해시	2(0)	▲2	1(3)	▼2	1(2)	▼1	2(0)	▲2	5(3)	▲2	4(2)	▲2	2(5)	▼3	2(0)	▲2	(1)	▼1	3(4)	▼1	2(4)	▼2	2(2)	-	26	26	-
태백시	3(4)	▼1	1(1)	-	0(0)	-	2(0)	▲2	4(2)	▲2	2(1)	▲1	0(2)	▼2	1(0)	▲1	(1)	▼1	5(1)	▲4	0(0)	-	0(3)	▼3	15	18	▲20.0
속초시	1(3)	▼2	0(2)	▼2	0(3)	▼3	1(1)	-	1(2)	▼1	2(4)	▼2	4(2)	▲2	3(0)	▲3	1(1)	-	(0)	-	1(1)	-	3(1)	▲2	20	17	▼15.0
삼척시	0(1)	▼1	0(2)	▼2	1(1)	-	2(3)	▼1	1(1)	-	0(0)	-	1(0)	▲1	2(1)	▲1	(2)	▼2	1(2)	▼1	2(0)	▲2	1(2)	▼1	15	11	▼26.7
홍천군	2(3)	▼1	2(3)	▼1	1(0)	▲1	2(5)	▼3	1(2)	▼1	4(2)	▲2	2(1)	▲1	3(1)	▲2	3(2)	▲1	(1)	▼1	1(0)	▲1	2(3)	▼1	23	23	-
횡성군	0(1)	▼1	1(1)	-	1(2)	▼1	1(1)	-	0(2)	▼2	1(2)	▼1	0(1)	▼1	0(1)	▼1	1(0)	▲1	1(1)	-	0(1)	▼1	0(0)	-	13	6	▼53.8
영월군	0(1)	▼1	1(0)	▲1	3(3)	-	1(1)	-	1(1)	-	1(1)	-	0(1)	▼1	1(0)	▲1	1(1)	-	1(4)	▼3	0(0)	-	1(0)	▲1	13	11	▼15.4
평창군	1(2)	▼1	0(0)	-	1(1)	-	2(4)	▼2	1(2)	▼1	1(2)	▼1	2(2)	-	1(0)	▲1	2(1)	▲1	(1)	▼1	0(2)	▼2	1(0)	▲1	17	12	▼29.4
정선군	1(1)	-	0(2)	▼2	2(0)	▲2	0(2)	▼2	1(2)	▼1	2(4)	▼2	0(1)	▼1	1(0)	▲1	2(0)	▲2	2(0)	▲2	1(0)	▲1	1(0)	▲1	12	13	▲8.3
철원군	3(1)	▲2	0(2)	▼2	1(1)	-	2(1)	▲1	0(1)	▼1	1(0)	▲1	2(0)	▲2	0(1)	▼1	1(0)	▲1	1(1)	-	1(1)	-	1(0)	▲1	9	13	▲44.4
화천군	1(2)	▼1	0(0)	-	0(0)	-	0(1)	▼1	0(3)	▼3	1(1)	-	0(0)	-	2(0)	▲2	(1)	▼1	(0)	-	1(1)	-	0(0)	-	9	5	▼44.4
양구군	0(1)	▼1	0(0)	-	0(0)	-	3(1)	▲2	0(0)	-	1(1)	-	0(0)	-	1(0)	▲1	1(1)	-	1(1)	-	0(0)	-	1(0)	▲1	5	8	▲60.0
인제군	1(1)	-	3(0)	▲3	1(2)	▼1	1(1)	-	1(0)	▲1	0(1)	▼1	0(0)	-	2(1)	▲1	1(1)	-	(0)	-	0(0)	-	0(0)	-	7	10	▲42.9
고성군	1(0)	▲1	1(2)	▼1	0(1)	▼1	1(1)	-	0(0)	-	1(0)	▲1	1(1)	-	0(0)	-	(1)	▼1	(0)	-	1(0)	▲1	0(0)	-	6	6	-
양양군	3(3)	-	0(0)	-	0(1)	▼1	1(0)	▲1	0(2)	▼2	0(0)	-	0(1)	▼1	0(0)	-	2(0)	▲2	(1)	▼1	1(2)	▼1	0(0)	-	10	7	▼30.0