

2019년 2월 강원도 자살사망자 현황분석

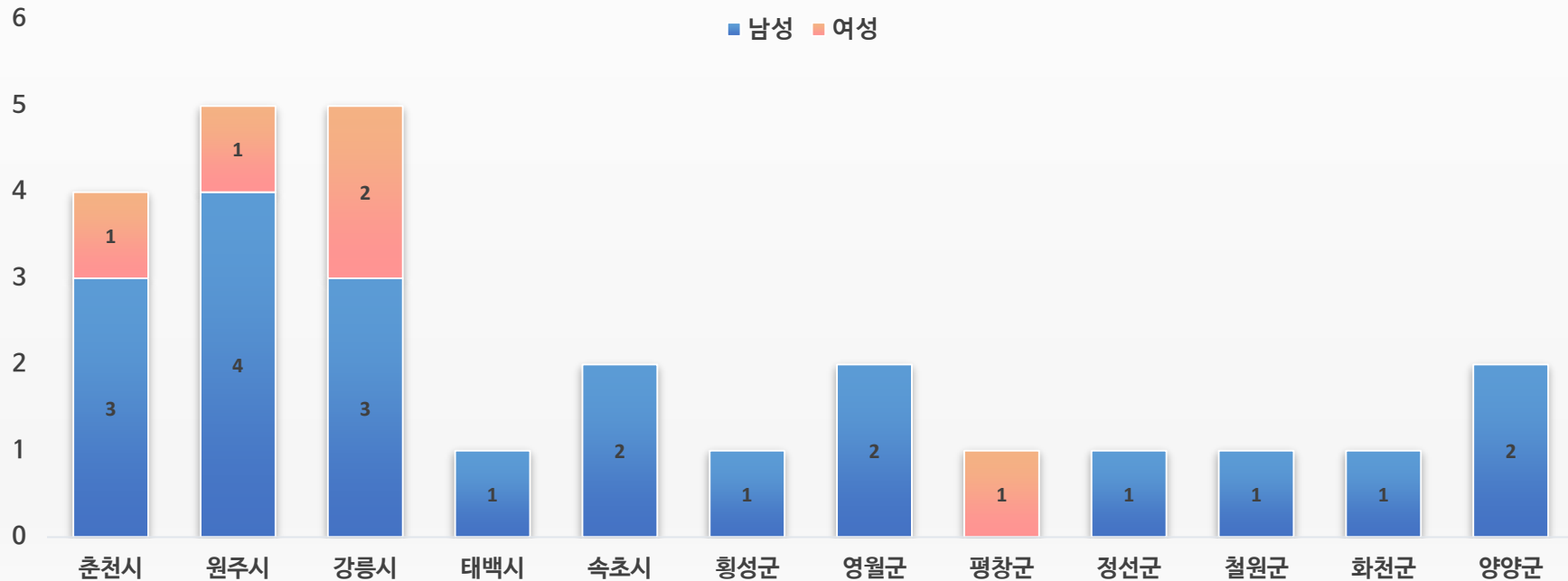
- 기간 : 2019.02.01 - 02.28
- 근거 : 강원도자살예방센터 자체 조사자료



2019년 2월 시군별 | 자살사망자 수 | 성별

구분		춘천시	원주시	강릉시	태백시	속초시	횡성군	영월군	평창군	정선군	철원군	화천군	양양군	전체
남성	N	3	4	3	1	2	1	2	0	1	1	1	2	21
	%	75.0	80.0	60.0	100.0	100.0	100.0	100.0	0.0	100.0	100.0	100.0	100.0	80.8
여성	N	1	1	2	0	0	0	0	1	0	0	0	0	5
	%	25.0	20.0	40.0	0.0	0.0	0.0	0.0	100.0	0.0	0.0	0.0	0.0	19.2
전체	N	4	5	5	1	2	1	2	1	1	1	1	2	26
	%	100.0	100.0	100.0	100.0	100.0	100.0	100.0	100.0	100.0	100.0	100.0	100.0	100.0

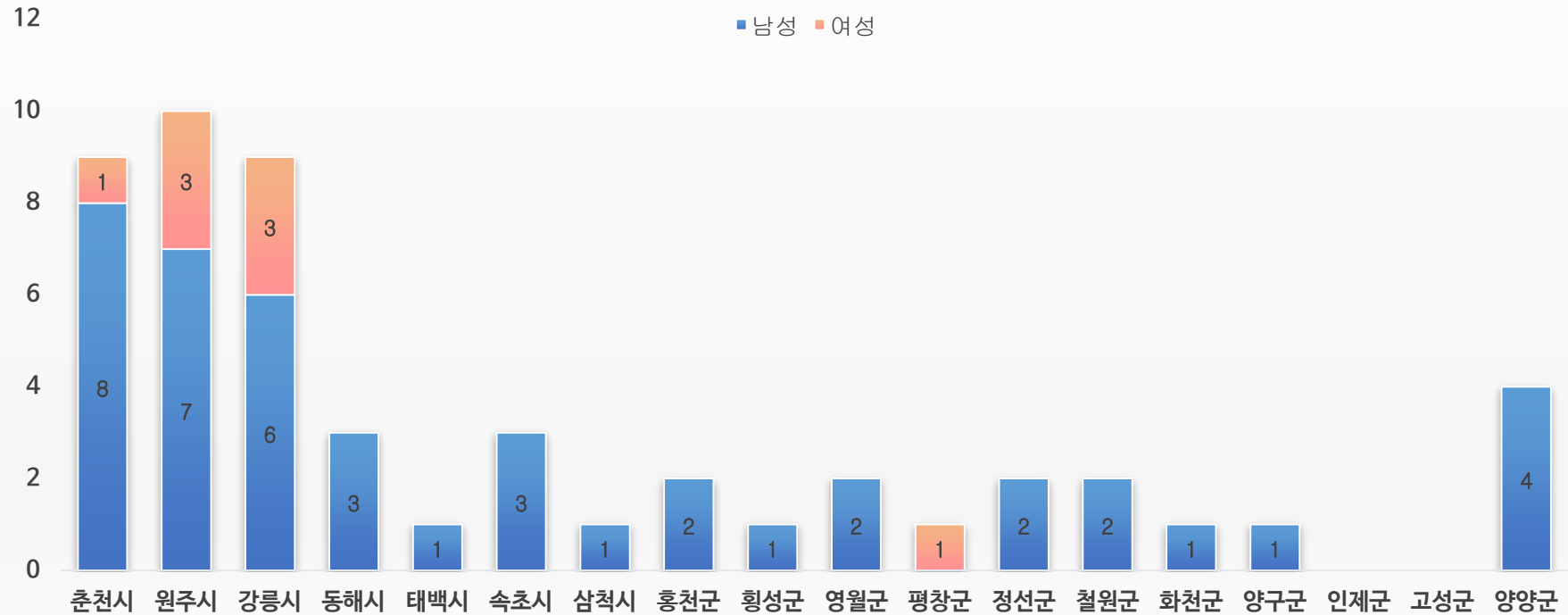
※ 동해시, 삼척시, 홍천군, 양구군, 인제군, 고성군 2월 자살사망자 “없음”





2019년 1-2월 | 시군별 | 자살사망자 수 | 성별

구분		춘천시	원주시	강릉시	동해시	태백시	속초시	삼척시	홍천군	횡성군	영월군	평창군	정선군	철원군	화천군	양구군	인제군	고성군	양양군	전체
남성	N	8	7	6	3	1	3	1	2	1	2	0	2	2	1	1	0	0	4	44
	%	88.9	70.0	66.7	100.0	100.0	100.0	100.0	100.0	100.0	100.0	0.0	100.0	100.0	100.0	100.0	0.0	0.0	100.0	84.6
여성	N	1	3	3	0	0	0	0	0	0	0	1	0	0	0	0	0	0	0	8
	%	11.1	30.0	33.3	0.0	0.0	0.0	0.0	0.0	0.0	0.0	100.0	0.0	0.0	0.0	0.0	0.0	0.0	0.0	15.4
전체	N	9	10	9	3	1	3	1	2	1	2	1	2	2	1	1	0	0	4	52
	%	100.0	100.0	100.0	100.0	100.0	100.0	100.0	100.0	100.0	100.0	100.0	100.0	100.0	100.0	100.0	0.0	0.0	100.0	100.0



[illegible]



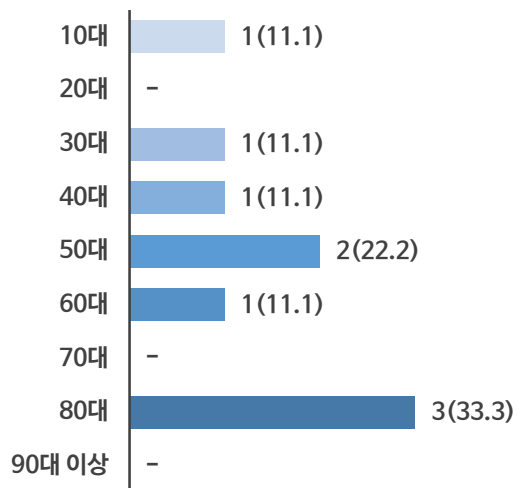
2019년 1-2월 시군별 | 자살사망자 수 | 연령대

구분		춘천시	원주시	강릉시	동해시	태백시	속초시	삼척시	홍천군	횡성군	영월군	평창군	정선군	철원군	화천군	양구군	인제군	고성군	양양군	전체
10대	N	1	0	0	0	0	0	0	0	0	0	0	0	0	0	0	0	0	0	1
	%	11.1	0.0	0.0	0.0	0.0	0.0	0.0	0.0	0.0	0.0	0.0	0.0	0.0	0.0	0.0	0.0	0.0	0.0	1.9
20대	N	0	0	0	1	1	0	0	0	0	0	0	0	1	0	1	0	0	0	4
	%	0.0	0.0	0.0	33.3	100.0	0.0	0.0	0.0	0.0	0.0	0.0	0.0	50.0	0.0	100.0	0.0	0.0	0.0	7.7
30대	N	1	2	2	0	0	0	1	0	0	0	0	0	0	0	0	0	0	0	6
	%	11.1	20.0	22.2	0.0	0.0	0.0	100.0	0.0	0.0	0.0	0.0	0.0	0.0	0.0	0.0	0.0	0.0	0.0	11.5
40대	N	1	4	1	0	0	1	0	0	0	0	0	0	0	1	0	0	0	1	9
	%	11.1	40.0	11.1	0.0	0.0	33.3	0.0	0.0	0.0	0.0	0.0	0.0	0.0	100.0	0.0	0.0	0.0	25.0	17.3
50대	N	2	2	4	1	0	2	0	0	1	0	0	2	0	0	0	0	0	2	16
	%	22.2	20.0	44.4	33.3	0.0	66.7	0.0	0.0	100.0	0.0	0.0	100.0	0.0	0.0	0.0	0.0	0.0	50.0	30.8
60대	N	1	2	0	0	0	0	0	0	0	1	0	0	0	0	0	0	0	0	4
	%	11.1	20.0	0.0	0.0	0.0	0.0	0.0	0.0	0.0	50.0	0.0	0.0	0.0	0.0	0.0	0.0	0.0	0.0	7.7
70대	N	0	0	1	1	0	0	0	1	0	1	0	0	1	0	0	0	0	0	5
	%	0.0	0.0	11.1	33.3	0.0	0.0	0.0	50.0	0.0	50.0	0.0	0.0	50.0	0.0	0.0	0.0	0.0	0.0	9.6
80대	N	3	0	1	0	0	0	0	1	0	0	1	0	0	0	0	0	0	1	7
	%	33.3	0.0	11.1	0.0	0.0	0.0	0.0	50.0	0.0	0.0	100.0	0.0	0.0	0.0	0.0	0.0	0.0	25.0	13.5
90대 이상	N	0	0	0	0	0	0	0	0	0	0	0	0	0	0	0	0	0	0	0
	%	0.0	0.0	0.0	0.0	0.0	0.0	0.0	0.0	0.0	0.0	0.0	0.0	0.0	0.0	0.0	0.0	0.0	0.0	0.0
전체	N	9	10	9	3	1	3	1	2	1	2	1	2	2	1	1	0	0	4	52
	%	100.0	100.0	100.0	100.0	100.0	100.0	100.0	100.0	100.0	100.0	100.0	100.0	100.0	100.0	100.0	0.0	0.0	100.0	100.0

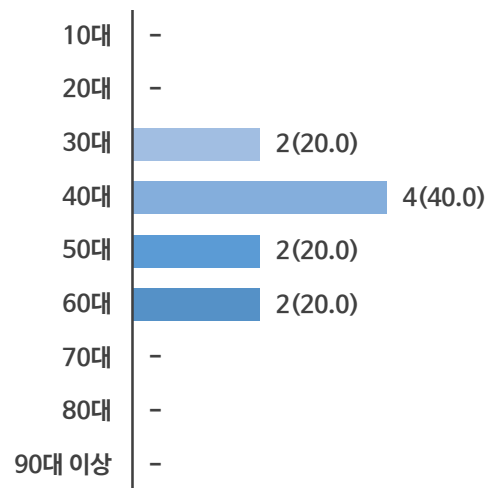


2019년 1-2월 시군별 | 자살사망자 수 | 연령대 : 시단위

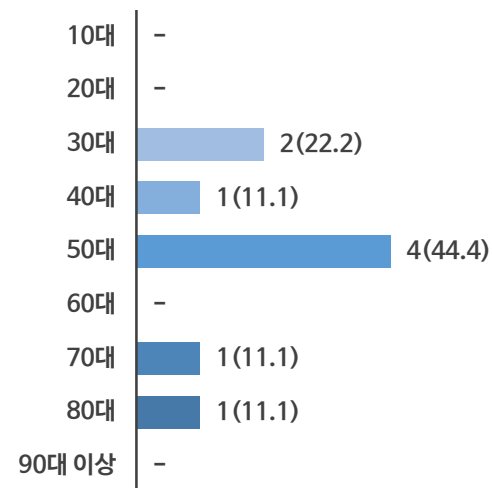
춘천시



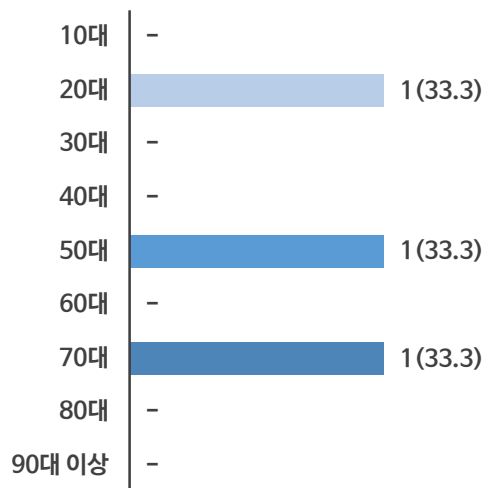
원주시



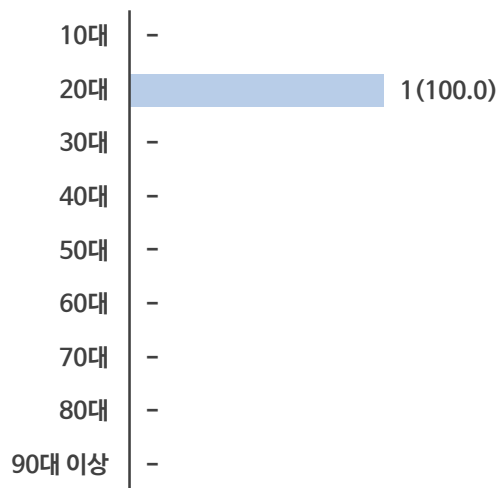
강릉시



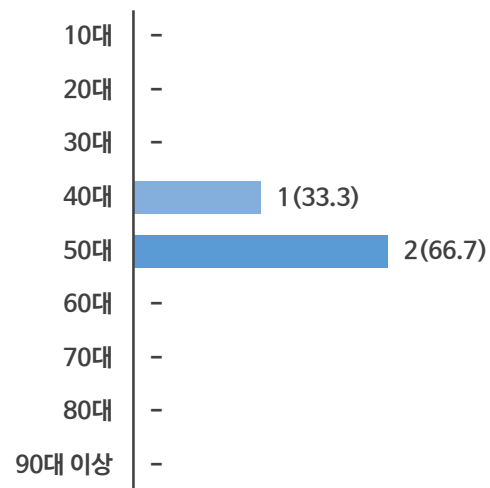
동해시



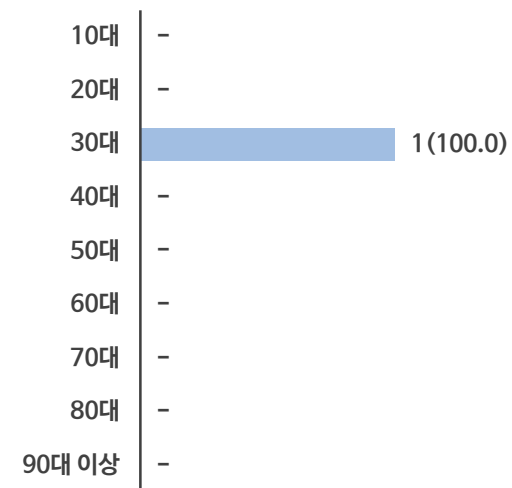
태백시



속초시



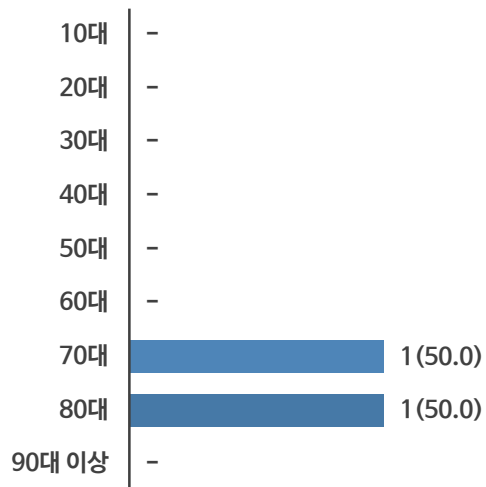
삼척시






2019년 1-2월 시군별 | 자살사망자 수 | 연령대 : 군단위

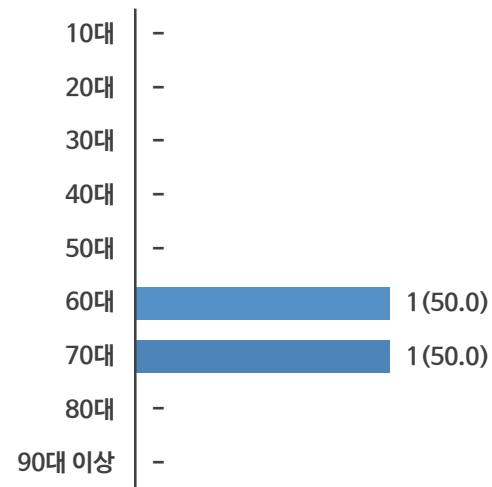
홍천군



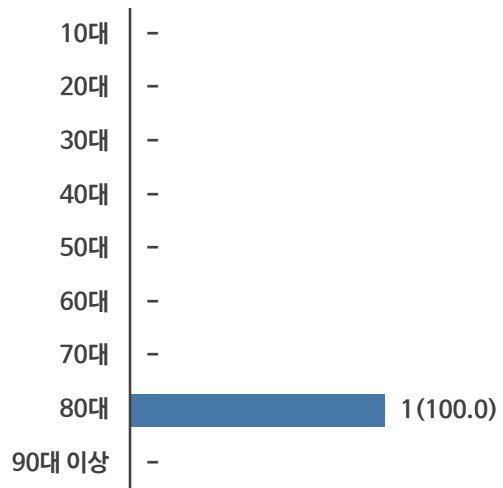
횡성군




영월군



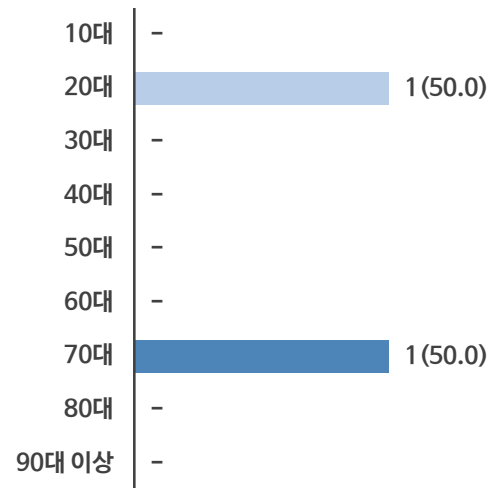
평창군



정선군



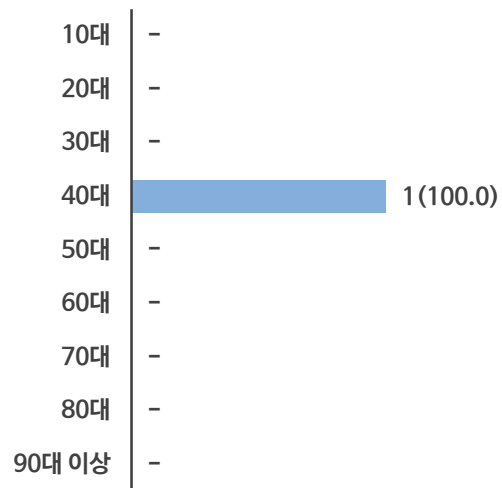
철원군



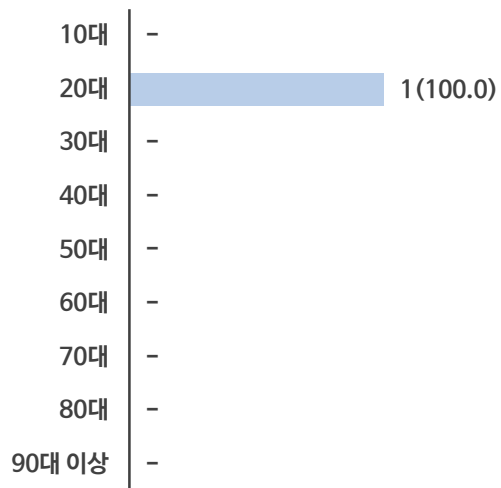


2019년 1-2월 | 시군별 | 자살사망자 수 | 연령대 : 군단위

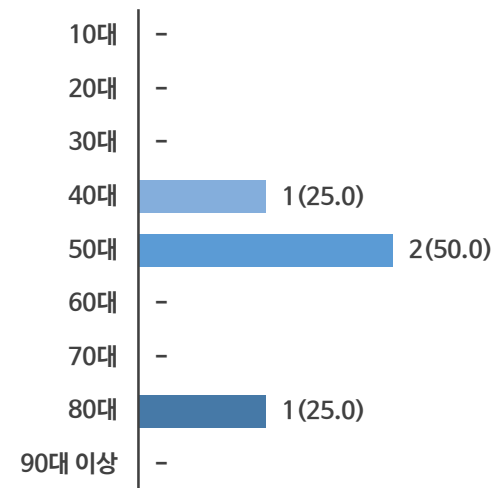
화천군



양구군



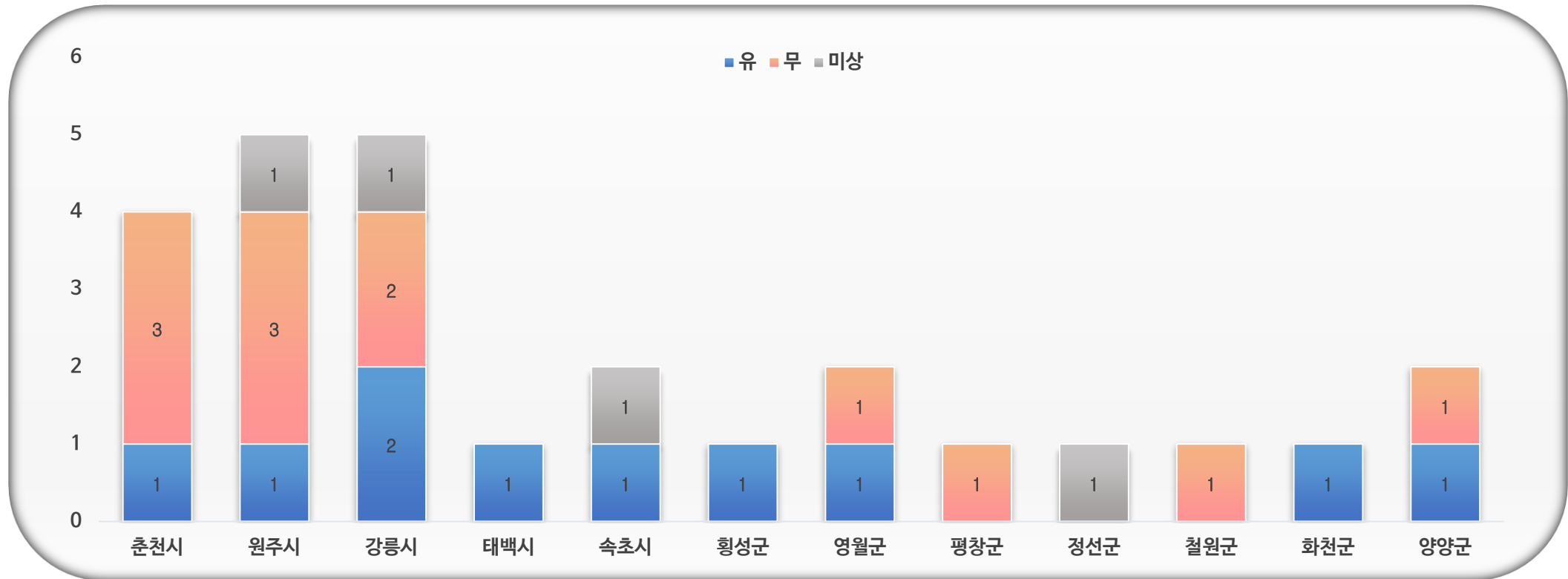
양양군





2019년 2월 시군별 | 자살사망자 수 | 직업유무

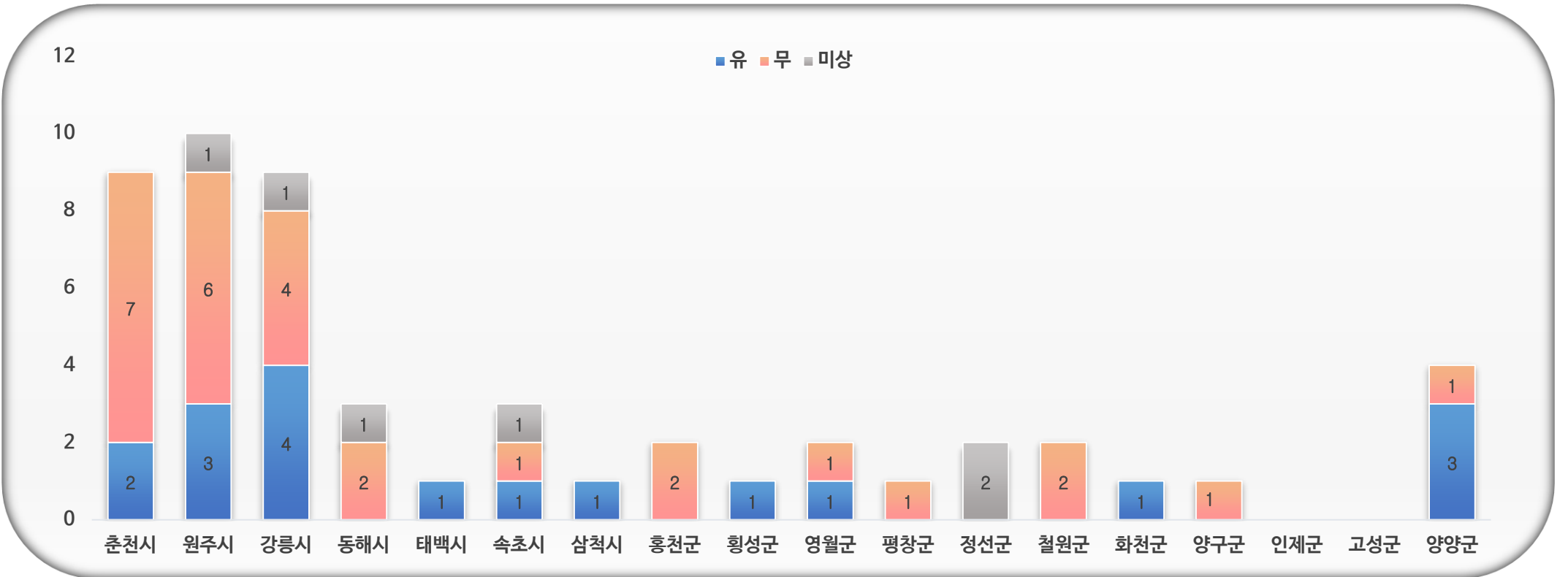
구분		춘천시	원주시	강릉시	태백시	속초시	횡성군	영월군	평창군	정선군	철원군	화천군	양양군	전체
유	N	1	1	2	1	1	1	1	0	0	0	1	1	10
	%	25.0	20.0	40.0	100.0	50.0	100.0	50.0	0.0	0.0	0.0	100.0	50.0	38.5
무	N	3	3	2	0	0	0	1	1	0	1	0	1	12
	%	75.0	60.0	40.0	0.0	0.0	0.0	50.0	100.0	0.0	100.0	0.0	50.0	46.2
미상	N	0	1	1	0	1	0	0	0	1	0	0	0	4
	%	0.0	20.0	20.0	0.0	50.0	0.0	0.0	0.0	100.0	0.0	0.0	0.0	15.4
전체	N	4	5	5	1	2	1	2	1	1	1	1	2	26
	%	100.0	100.0	100.0	100.0	100.0	100.0	100.0	100.0	100.0	100.0	100.0	100.0	100.0





2019년 1-2월 | 시군별 | 자살사망자 수 | 직업유무

구분		춘천시	원주시	강릉시	동해시	태백시	속초시	삼척시	홍천군	횡성군	영월군	평창군	정선군	철원군	화천군	양구군	인제군	고성군	양양군	전체
유	N	2	3	4	0	1	1	1	0	1	1	0	0	0	1	0	0	0	3	18
	%	22.2	30.0	44.4	0.0	100.0	33.3	100.0	0.0	100.0	50.0	0.0	0.0	0.0	100.0	0.0	0.0	0.0	75.0	34.6
무	N	7	6	4	2	0	1	0	2	0	1	1	0	2	0	1	0	0	1	28
	%	77.8	60.0	44.4	66.7	0.0	33.3	0.0	100.0	0.0	50.0	100.0	0.0	100.0	0.0	100.0	0.0	0.0	25.0	53.8
미상	N	0	1	1	1	0	1	0	0	0	0	0	2	0	0	0	0	0	0	6
	%	0.0	10.0	11.1	33.3	0.0	33.3	0.0	0.0	0.0	0.0	0.0	100.0	0.0	0.0	0.0	0.0	0.0	0.0	11.5
전체	N	9	10	9	3	1	3	1	2	1	2	1	2	2	1	1	0	0	4	52
	%	100.0	100.0	100.0	100.0	100.0	100.0	100.0	100.0	100.0	100.0	100.0	100.0	100.0	100.0	100.0	0.0	0.0	100.0	100.0



[illegible]

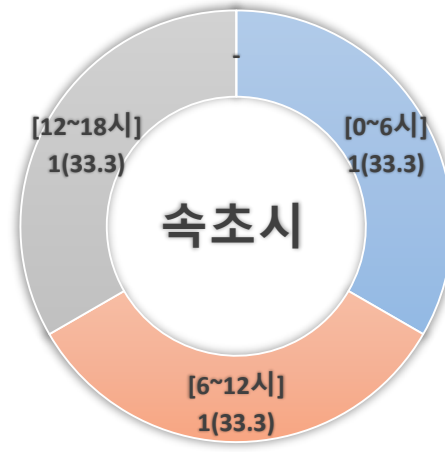
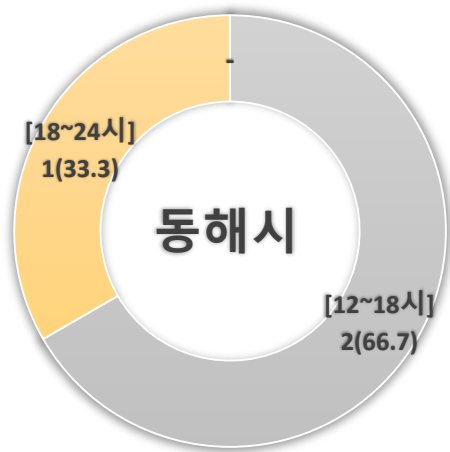
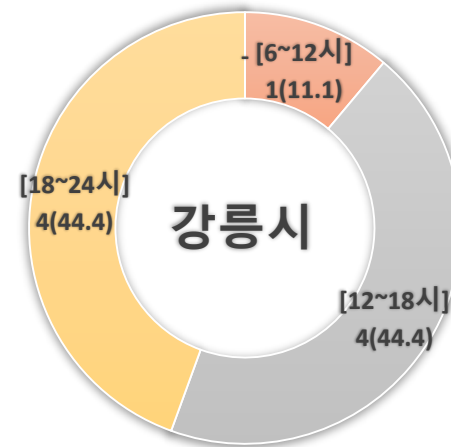
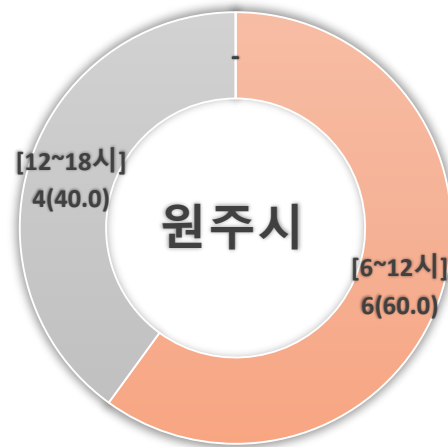
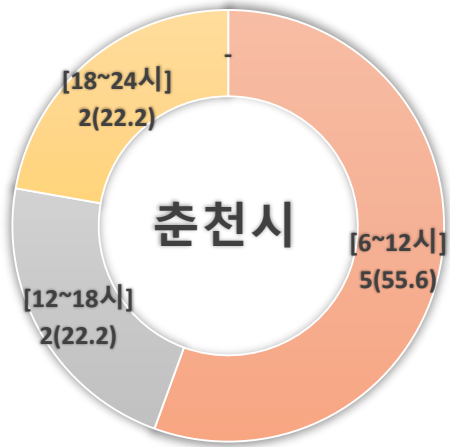


2019년 1-2월 | 시군별 | 자살사망자 수 | 사망시간

구분		춘천시	원주시	강릉시	동해시	태백시	속초시	삼척시	홍천군	횡성군	영월군	평창군	정선군	철원군	화천군	양구군	인제군	고성군	양양군	전체
0~6시	N	0	0	0	0	0	1	1	0	0	0	0	0	0	0	0	0	0	0	2
	%	0.0	0.0	0.0	0.0	0.0	33.3	100.0	0.0	0.0	0.0	0.0	0.0	0.0	0.0	0.0	0.0	0.0	0.0	3.8
6~12시	N	5	6	1	0	0	1	0	1	0	2	0	0	0	1	1	0	0	0	18
	%	55.6	60.0	11.1	0.0	0.0	33.3	0.0	50.0	0.0	100.0	0.0	0.0	0.0	100.0	100.0	0.0	0.0	0.0	34.6
12~18시	N	2	4	4	2	1	1	0	0	0	0	1	1	1	0	0	0	0	3	20
	%	22.2	40.0	44.4	66.7	100.0	33.3	0.0	0.0	0.0	0.0	100.0	50.0	50.0	0.0	0.0	0.0	0.0	75.0	38.5
18~24시	N	2	0	4	1	0	0	0	1	1	0	0	1	1	0	0	0	0	1	12
	%	22.2	0.0	44.4	33.3	0.0	0.0	0.0	50.0	100.0	0.0	0.0	50.0	50.0	0.0	0.0	0.0	0.0	25.0	23.1
전체	N	9	10	9	3	1	3	1	2	1	2	1	2	2	1	1	0	0	4	52
	%	100.0	100.0	100.0	100.0	100.0	100.0	100.0	100.0	100.0	100.0	100.0	100.0	100.0	100.0	100.0	0.0	0.0	100.0	100.0

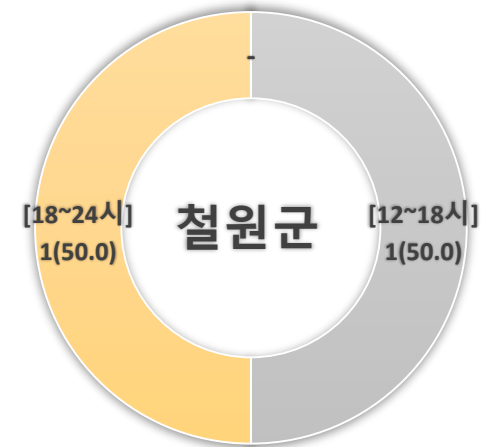
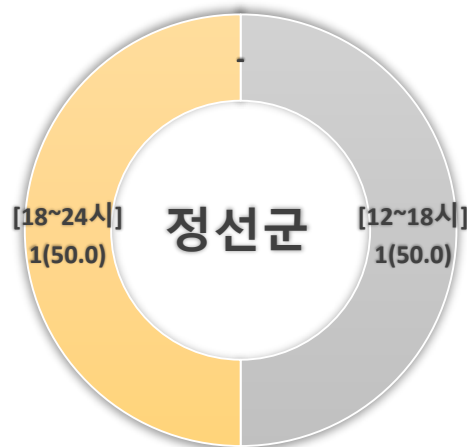
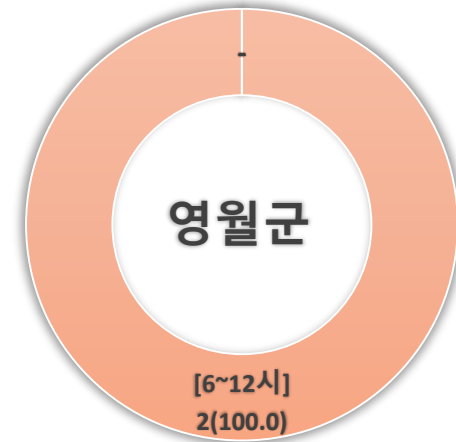
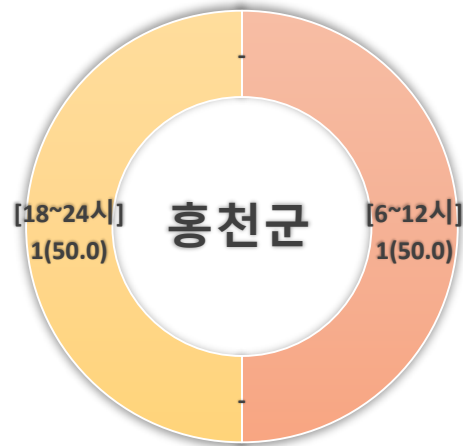


2019년 1-2월 | 시군별 | 자살사망자 수 | 사망시간 : 시단위



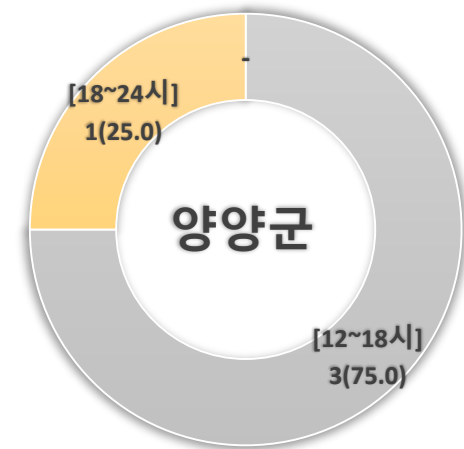
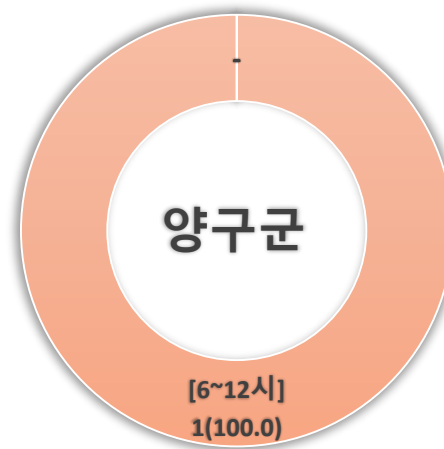
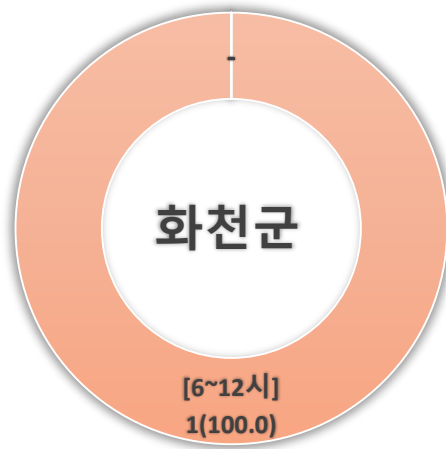


2019년 1-2월 | 시군별 | 자살사망자 수 | 사망시간 : 군단위





2019년 1-2월 시군별 | 자살사망자 수 | 사망시간 : 군단위



[illegible]



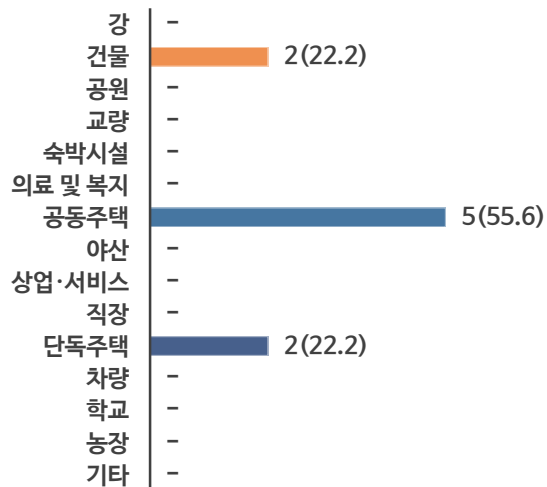
2019년 1-2월 | 시군별 | 자살사망자 수 | 사망장소

구분		춘천시	원주시	강릉시	동해시	태백시	속초시	삼척시	홍천군	횡성군	영월군	평창군	정선군	철원군	화천군	양구군	인제군	고성군	양양군	전체
강	N	0	0	0	0	0	0	0	0	0	0	0	0	0	0	0	0	0	0	0
	%	0.0	0.0	0.0	0.0	0.0	0.0	0.0	0.0	0.0	0.0	0.0	0.0	0.0	0.0	0.0	0.0	0.0	0.0	0.0
건물	N	2	0	1	0	0	1	0	0	0	0	0	1	0	0	0	0	0	2	7
	%	22.2	0.0	11.1	0.0	0.0	33.3	0.0	0.0	0.0	0.0	0.0	50.0	0.0	0.0	0.0	0.0	0.0	50.0	13.5
공원	N	0	0	0	0	0	0	0	0	0	0	0	1	0	0	0	0	0	0	1
	%	0.0	0.0	0.0	0.0	0.0	0.0	0.0	0.0	0.0	0.0	0.0	50.0	0.0	0.0	0.0	0.0	0.0	0.0	1.9
교량	N	0	0	0	0	0	0	0	0	0	0	0	0	0	0	0	0	0	0	0
	%	0.0	0.0	0.0	0.0	0.0	0.0	0.0	0.0	0.0	0.0	0.0	0.0	0.0	0.0	0.0	0.0	0.0	0.0	0.0
숙박시설	N	0	0	0	0	0	0	0	0	0	0	0	0	0	0	0	0	0	0	0
	%	0.0	0.0	0.0	0.0	0.0	0.0	0.0	0.0	0.0	0.0	0.0	0.0	0.0	0.0	0.0	0.0	0.0	0.0	0.0
의료 및 복지기관	N	0	0	0	0	0	0	0	0	0	0	0	0	0	0	0	0	0	0	0
	%	0.0	0.0	0.0	0.0	0.0	0.0	0.0	0.0	0.0	0.0	0.0	0.0	0.0	0.0	0.0	0.0	0.0	0.0	0.0
공동주택	N	5	5	4	2	0	2	1	0	0	0	0	0	0	0	1	0	0	0	20
	%	55.6	50.0	44.4	66.7	0.0	66.7	100.0	0.0	0.0	0.0	0.0	0.0	0.0	0.0	100.0	0.0	0.0	0.0	38.5
야산	N	0	1	0	0	0	0	0	2	0	0	0	0	0	0	0	0	0	0	3
	%	0.0	10.0	0.0	0.0	0.0	0.0	0.0	100.0	0.0	0.0	0.0	0.0	0.0	0.0	0.0	0.0	0.0	0.0	5.8
상업 서비스시설	N	0	0	1	0	0	0	0	0	0	0	0	0	0	0	0	0	0	0	1
	%	0.0	0.0	11.1	0.0	0.0	0.0	0.0	0.0	0.0	0.0	0.0	0.0	0.0	0.0	0.0	0.0	0.0	0.0	1.9
직장	N	0	1	1	0	0	0	0	0	0	0	0	0	0	0	0	0	0	0	2
	%	0.0	10.0	11.1	0.0	0.0	0.0	0.0	0.0	0.0	0.0	0.0	0.0	0.0	0.0	0.0	0.0	0.0	0.0	3.8
단독주택	N	2	2	1	1	1	0	0	0	1	1	1	0	2	1	0	0	0	2	15
	%	22.2	20.0	11.1	33.3	100.0	0.0	0.0	0.0	100.0	50.0	100.0	0.0	100.0	100.0	0.0	0.0	0.0	50.0	28.8
차량	N	0	0	0	0	0	0	0	0	0	0	0	0	0	0	0	0	0	0	0
	%	0.0	0.0	0.0	0.0	0.0	0.0	0.0	0.0	0.0	0.0	0.0	0.0	0.0	0.0	0.0	0.0	0.0	0.0	0.0
학교	N	0	0	0	0	0	0	0	0	0	0	0	0	0	0	0	0	0	0	0
	%	0.0	0.0	0.0	0.0	0.0	0.0	0.0	0.0	0.0	0.0	0.0	0.0	0.0	0.0	0.0	0.0	0.0	0.0	0.0
농장	N	0	0	0	0	0	0	0	0	0	1	0	0	0	0	0	0	0	0	1
	%	0.0	0.0	0.0	0.0	0.0	0.0	0.0	0.0	0.0	50.0	0.0	0.0	0.0	0.0	0.0	0.0	0.0	0.0	1.9
기타 (노상,주차장 등)	N	0	1	1	0	0	0	0	0	0	0	0	0	0	0	0	0	0	0	2
	%	0.0	10.0	11.1	0.0	0.0	0.0	0.0	0.0	0.0	0.0	0.0	0.0	0.0	0.0	0.0	0.0	0.0	0.0	3.8
전체	N	9	10	9	3	1	3	1	2	1	2	1	2	2	1	1	0	0	4	52
	%	100.0	100.0	100.0	100.0	100.0	100.0	100.0	100.0	100.0	100.0	100.0	100.0	100.0	100.0	100.0	0.0	0.0	100.0	100.0

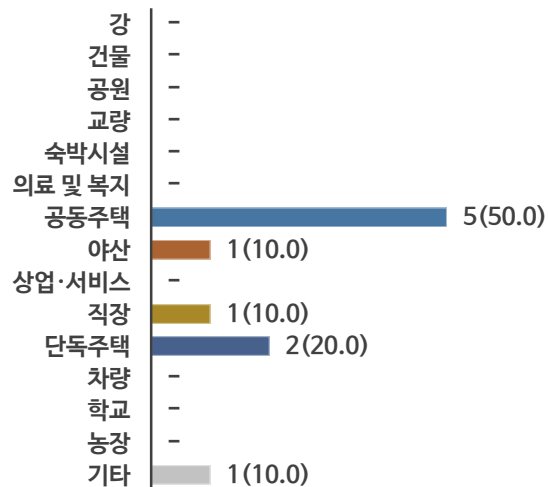


2019년 1-2월 | 시군별 | 자살사망자 수 | 사망장소 : 시단위

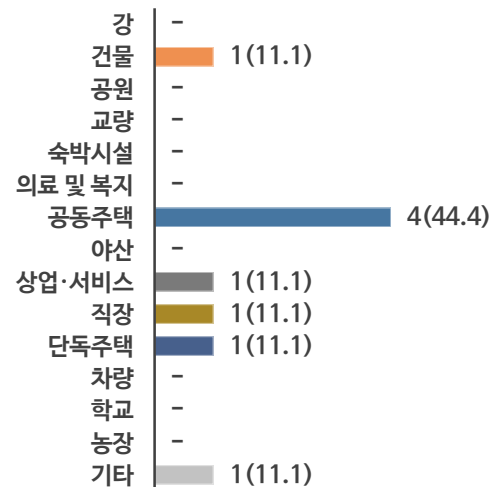
춘천시



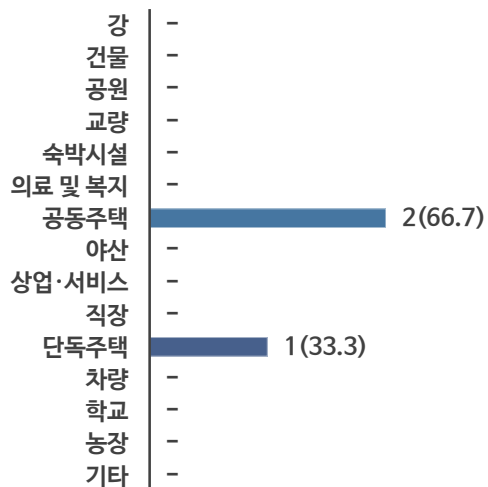
원주시




강릉시



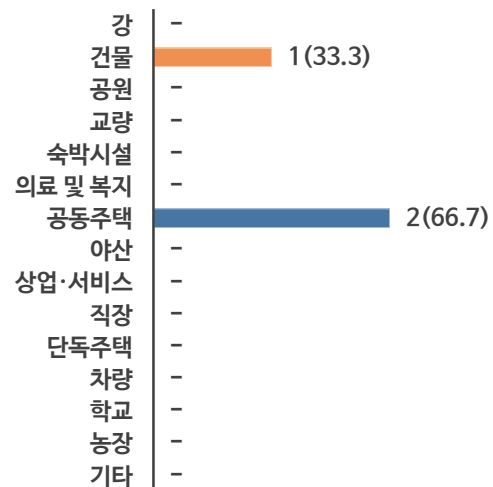
동해시




태백시



속초시




삼척시






2019년 1-2월 시군별 | 자살사망자 수 | 사망장소 : 군단위

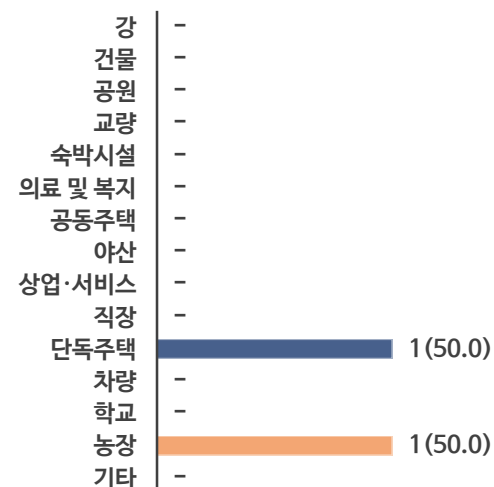
홍천군




횡성군



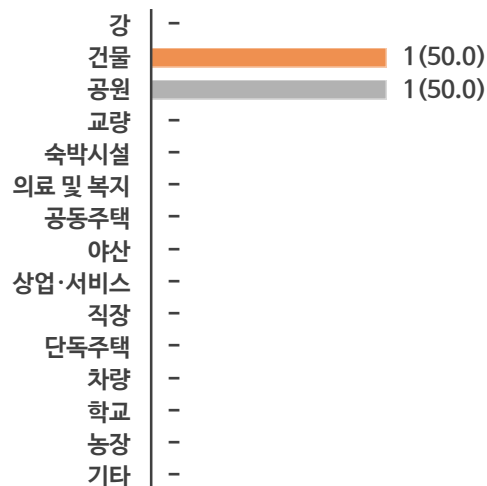
영월군




평창군



정선군




철원군






2019년 1-2월 | 시군별 | 자살사망자 수 | 사망장소 : 군단위

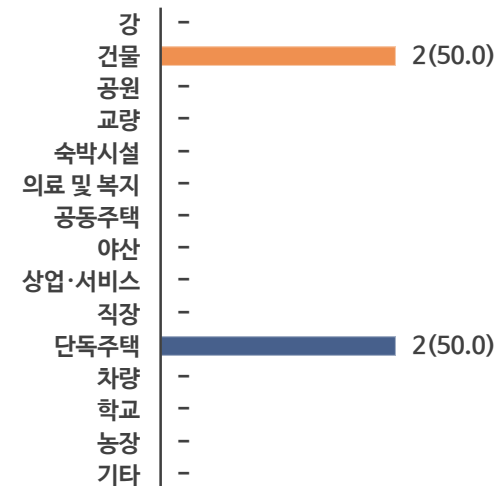
화천군



양구군



양양군



[illegible]



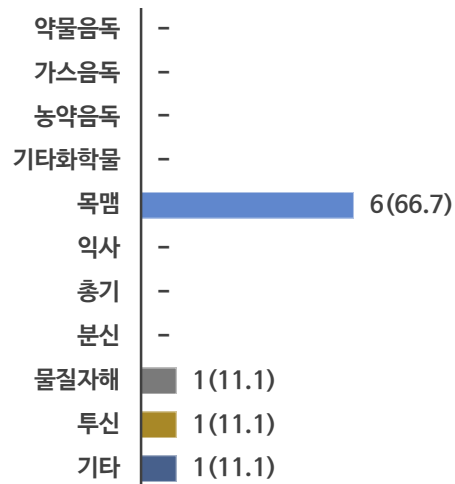
2019년 1-2월 시군별 | 자살사망자 수 | 사망방법

구분		춘천시	원주시	강릉시	동해시	태백시	속초시	삼척시	홍천군	횡성군	영월군	평창군	정선군	철원군	화천군	양구군	인제군	고성군	양양군	전체
약물음독	N	0	1	0	0	0	0	0	0	0	0	0	0	0	0	0	0	0	0	1
	%	0.0	10.0	0.0	0.0	0.0	0.0	0.0	0.0	0.0	0.0	0.0	0.0	0.0	0.0	0.0	0.0	0.0	0.0	1.9
가스음독	N	0	2	0	1	0	0	0	0	0	0	0	0	1	0	1	0	0	0	5
	%	0.0	20.0	0.0	33.3	0.0	0.0	0.0	0.0	0.0	0.0	0.0	0.0	50.0	0.0	100.0	0.0	0.0	0.0	9.6
농약음독	N	0	0	0	0	0	0	0	0	0	0	0	0	0	0	0	0	0	0	0
	%	0.0	0.0	0.0	0.0	0.0	0.0	0.0	0.0	0.0	0.0	0.0	0.0	0.0	0.0	0.0	0.0	0.0	0.0	0.0
기타화학물 음독	N	0	0	0	0	0	0	0	0	0	0	0	0	0	0	0	0	0	0	0
	%	0.0	0.0	0.0	0.0	0.0	0.0	0.0	0.0	0.0	0.0	0.0	0.0	0.0	0.0	0.0	0.0	0.0	0.0	0.0
목매	N	6	6	9	1	1	3	0	2	1	1	1	2	1	1	0	0	0	4	39
	%	66.7	60.0	100.0	33.3	100.0	100.0	0.0	100.0	100.0	50.0	100.0	100.0	50.0	100.0	0.0	0.0	0.0	100.0	75.0
익사	N	0	0	0	0	0	0	0	0	0	0	0	0	0	0	0	0	0	0	0
	%	0.0	0.0	0.0	0.0	0.0	0.0	0.0	0.0	0.0	0.0	0.0	0.0	0.0	0.0	0.0	0.0	0.0	0.0	0.0
총기	N	0	0	0	0	0	0	0	0	0	0	0	0	0	0	0	0	0	0	0
	%	0.0	0.0	0.0	0.0	0.0	0.0	0.0	0.0	0.0	0.0	0.0	0.0	0.0	0.0	0.0	0.0	0.0	0.0	0.0
분신	N	0	0	0	0	0	0	0	0	0	0	0	0	0	0	0	0	0	0	0
	%	0.0	0.0	0.0	0.0	0.0	0.0	0.0	0.0	0.0	0.0	0.0	0.0	0.0	0.0	0.0	0.0	0.0	0.0	0.0
물질자해 (예기/둔기)	N	1	0	0	0	0	0	0	0	0	0	0	0	0	0	0	0	0	0	1
	%	11.1	0.0	0.0	0.0	0.0	0.0	0.0	0.0	0.0	0.0	0.0	0.0	0.0	0.0	0.0	0.0	0.0	0.0	1.9
투신 (추락/충돌)	N	1	1	0	1	0	0	1	0	0	0	0	0	0	0	0	0	0	0	4
	%	11.1	10.0	0.0	33.3	0.0	0.0	100.0	0.0	0.0	0.0	0.0	0.0	0.0	0.0	0.0	0.0	0.0	0.0	7.7
기타	N	1	0	0	0	0	0	0	0	0	1	0	0	0	0	0	0	0	0	2
	%	11.1	0.0	0.0	0.0	0.0	0.0	0.0	0.0	0.0	50.0	0.0	0.0	0.0	0.0	0.0	0.0	0.0	0.0	3.8
전체	N	9	10	9	3	1	3	1	2	1	2	1	2	2	1	1	0	0	4	52
	%	100.0	100.0	100.0	100.0	100.0	100.0	100.0	100.0	100.0	100.0	100.0	100.0	100.0	100.0	100.0	0.0	0.0	100.0	100.0

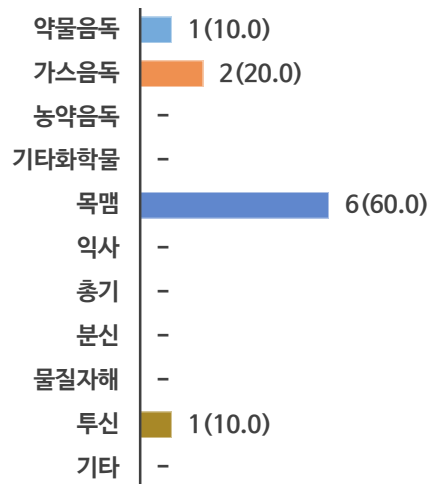


2019년 1-2월 시군별 | 자살사망자 수 | 사망방법 : 시단위

춘천시



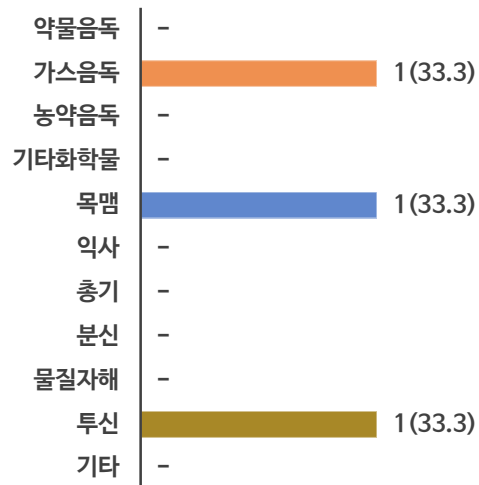
원주시



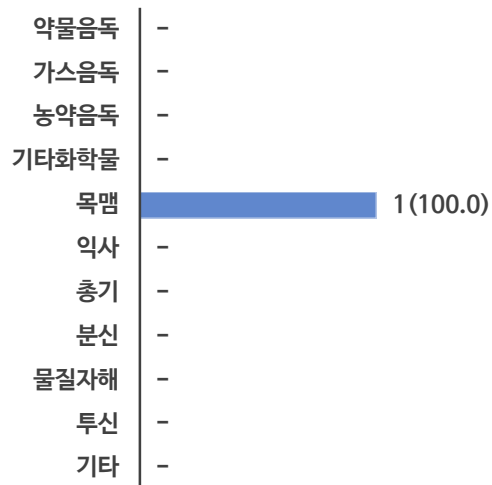
강릉시




동해시



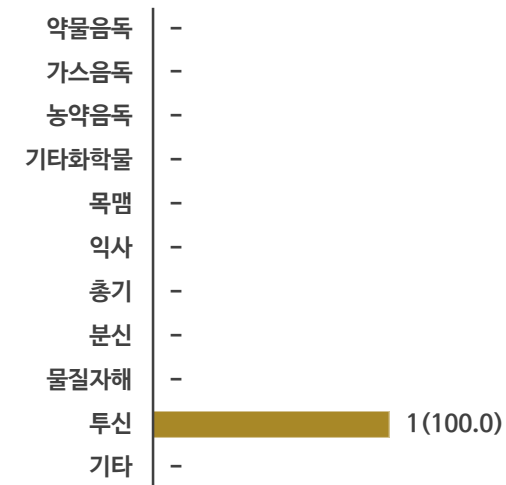
태백시



속초시




삼척시






2019년 1-2월 시군별 | 자살사망자 수 | 사망방법 : 군단위

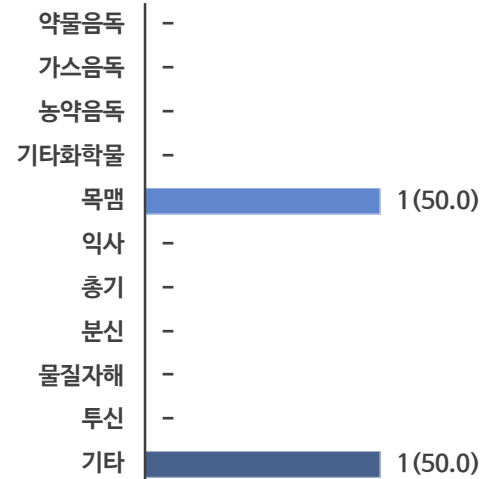
홍천군




횡성군




영월군



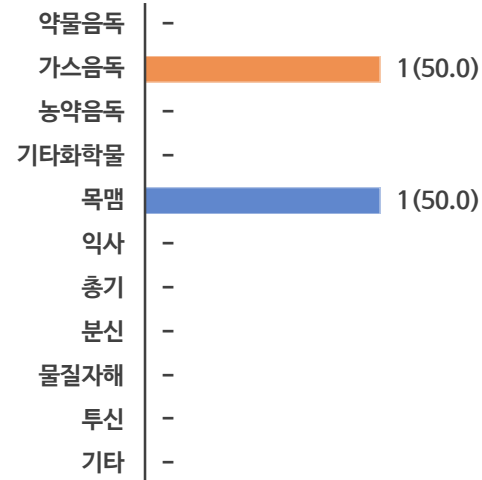
평창군



정선군



철원군





2019년 1-2월 시군별 | 자살사망자 수 | 사망방법 : 군단위

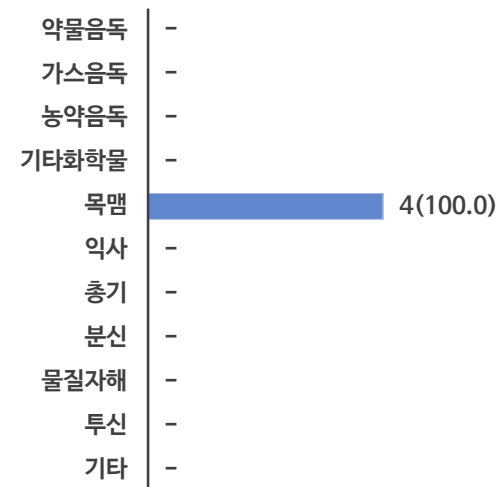
화천군



양구군



양양군



[illegible]



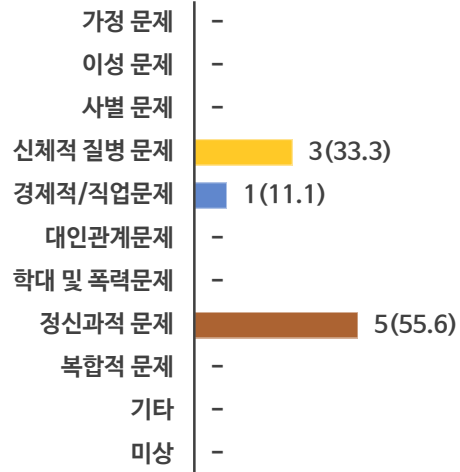
2019년 1-2월 | 시군별 | 자살사망자 수 | 자살동기

구분		춘천시	원주시	강릉시	동해시	태백시	속초시	삼척시	홍천군	횡성군	영월군	평창군	정선군	철원군	화천군	양구군	인제군	고성군	양양군	전체
가정 문제	N	0	0	0	0	0	1	0	1	0	0	0	1	0	0	0	0	0	0	3
	%	0.0	0.0	0.0	0.0	0.0	33.3	0.0	50.0	0.0	0.0	0.0	50.0	0.0	0.0	0.0	0.0	0.0	0.0	5.8
이성 문제	N	0	1	0	0	0	0	0	0	0	0	0	0	0	0	0	0	0	0	1
	%	0.0	10.0	0.0	0.0	0.0	0.0	0.0	0.0	0.0	0.0	0.0	0.0	0.0	0.0	0.0	0.0	0.0	0.0	1.9
사별 문제	N	0	0	0	0	0	0	0	0	0	0	0	0	0	0	0	0	0	1	1
	%	0.0	0.0	0.0	0.0	0.0	0.0	0.0	0.0	0.0	0.0	0.0	0.0	0.0	0.0	0.0	0.0	0.0	25.0	1.9
신체적 질병 문제	N	3	0	0	1	0	0	0	1	0	1	1	0	1	0	0	0	0	0	8
	%	33.3	0.0	0.0	33.3	0.0	0.0	0.0	50.0	0.0	50.0	100.0	0.0	50.0	0.0	0.0	0.0	0.0	0.0	15.4
경제적 또는 직업 문제	N	1	2	3	0	1	1	0	0	1	0	0	0	0	0	0	0	0	0	9
	%	11.1	20.0	33.3	0.0	100.0	33.3	0.0	0.0	100.0	0.0	0.0	0.0	0.0	0.0	0.0	0.0	0.0	0.0	17.3
대인관계문제	N	0	0	0	0	0	0	1	0	0	0	0	0	0	0	0	0	0	0	1
	%	0.0	0.0	0.0	0.0	0.0	0.0	100.0	0.0	0.0	0.0	0.0	0.0	0.0	0.0	0.0	0.0	0.0	0.0	1.9
학대 및 폭력 문제	N	0	0	0	0	0	0	0	0	0	0	0	0	0	0	0	0	0	0	0
	%	0.0	0.0	0.0	0.0	0.0	0.0	0.0	0.0	0.0	0.0	0.0	0.0	0.0	0.0	0.0	0.0	0.0	0.0	0.0
정신과적 문제	N	5	3	3	1	0	0	0	0	0	0	0	0	0	0	1	0	0	1	14
	%	55.6	30.0	33.3	33.3	0.0	0.0	0.0	0.0	0.0	0.0	0.0	0.0	0.0	0.0	100.0	0.0	0.0	25.0	26.9
복합적 문제	N	0	4	2	1	0	1	0	0	0	0	0	1	1	1	0	0	0	1	12
	%	0.0	40.0	22.2	33.3	0.0	33.3	0.0	0.0	0.0	0.0	0.0	50.0	50.0	100.0	0.0	0.0	0.0	25.0	23.1
기타	N	0	0	0	0	0	0	0	0	0	1	0	0	0	0	0	0	0	0	1
	%	0.0	0.0	0.0	0.0	0.0	0.0	0.0	0.0	0.0	50.0	0.0	0.0	0.0	0.0	0.0	0.0	0.0	0.0	1.9
미상	N	0	0	1	0	0	0	0	0	0	0	0	0	0	0	0	0	0	1	2
	%	0.0	0.0	11.1	0.0	0.0	0.0	0.0	0.0	0.0	0.0	0.0	0.0	0.0	0.0	0.0	0.0	0.0	25.0	3.8
전체	N	9	10	9	3	1	3	1	2	1	2	1	2	2	1	1	0	0	4	52
	%	100.0	100.0	100.0	100.0	100.0	100.0	100.0	100.0	100.0	100.0	100.0	100.0	100.0	100.0	100.0	0.0	0.0	100.0	100.0

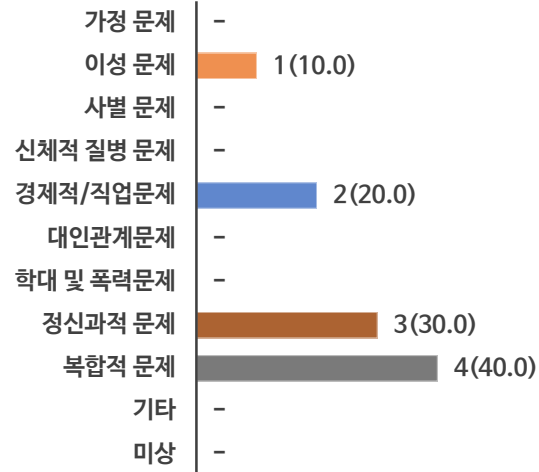


2019년 1-2월 | 시군별 | 자살사망자 수 | 자살동기 : 시단위

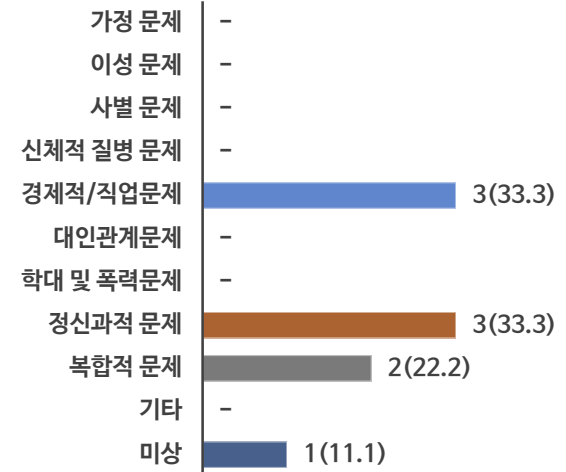
춘천시



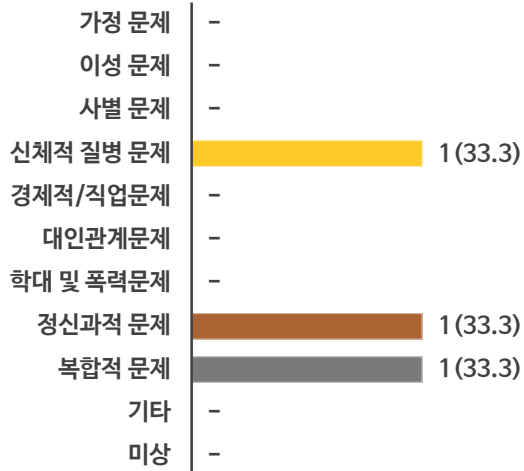
원주시



강릉시



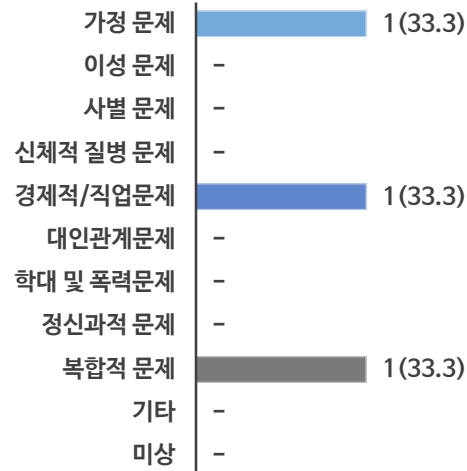
동해시



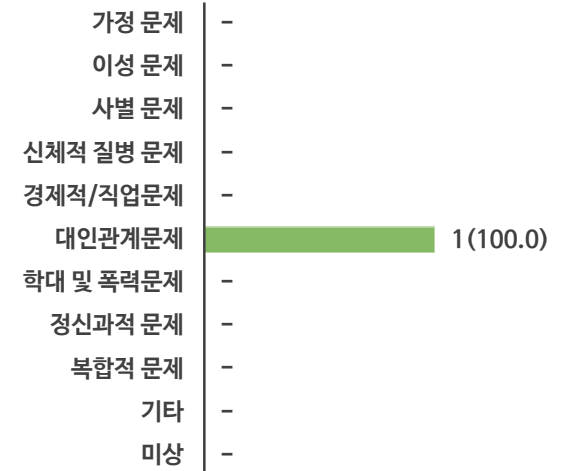
태백시



속초시




삼척시





2019년 1-2월 | 시군별 | 자살사망자 수 | 자살동기 : 군단위

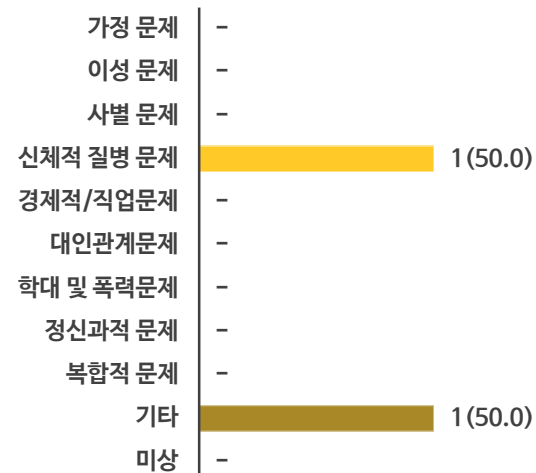
홍천군



횡성군




영월군



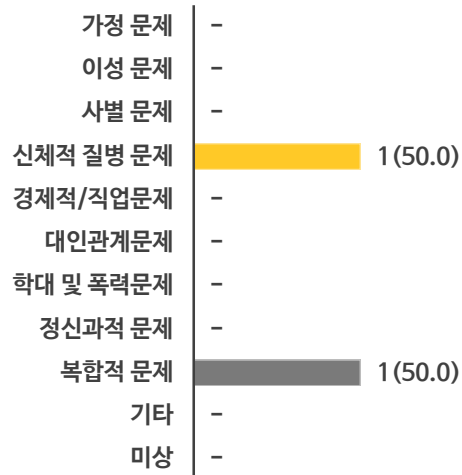
평창군



정선군



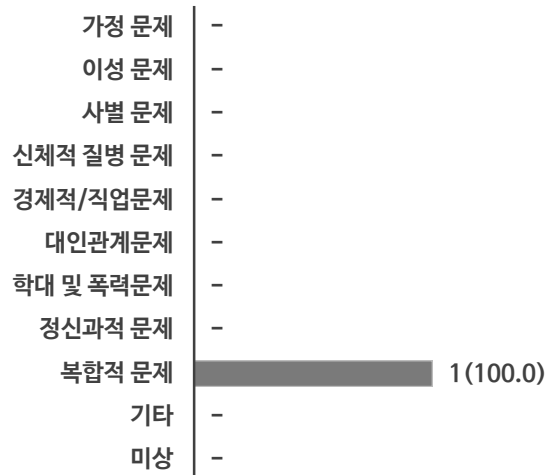
철원군



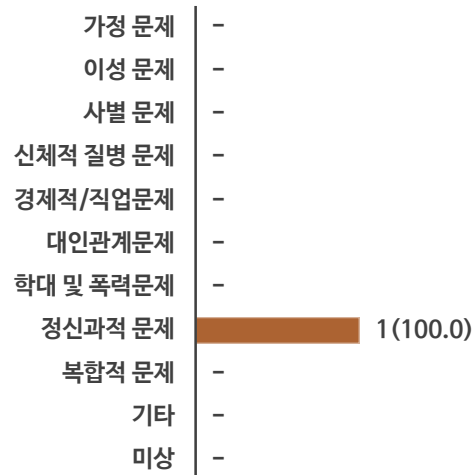


2019년 1-2월 | 시군별 | 자살사망자 수 | 자살동기 : 군단위

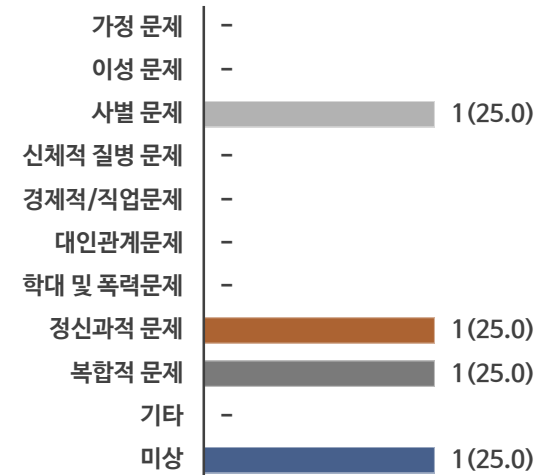
화천군



양구군



양양군



[illegible]



2019년 1-2월 | 시군별 | 자살사망자 수 | 최초발견자

구분		춘천시	원주시	강릉시	동해시	태백시	속초시	삼척시	홍천군	횡성군	영월군	평창군	정선군	철원군	화천군	양구군	인제군	고성군	양양군	전체
가족	N	5	3	3	0	1	1	0	0	0	1	0	0	1	0	0	0	0	2	17
	%	55.6	30.0	33.3	0.0	100.0	33.3	0.0	0.0	0.0	50.0	0.0	0.0	50.0	0.0	0.0	0.0	0.0	50.0	32.7
친구	N	1	1	2	0	0	0	0	0	0	0	0	0	0	0	1	0	0	0	5
	%	11.1	10.0	22.2	0.0	0.0	0.0	0.0	0.0	0.0	0.0	0.0	0.0	0.0	0.0	100.0	0.0	0.0	0.0	9.6
이웃	N	0	0	1	1	0	0	0	0	1	0	0	1	0	0	0	0	0	0	4
	%	0.0	0.0	11.1	33.3	0.0	0.0	0.0	0.0	100.0	0.0	0.0	50.0	0.0	0.0	0.0	0.0	0.0	0.0	7.7
직장동료	N	0	0	0	0	0	2	0	0	0	0	0	0	0	0	0	0	0	1	3
	%	0.0	0.0	0.0	0.0	0.0	66.7	0.0	0.0	0.0	0.0	0.0	0.0	0.0	0.0	0.0	0.0	0.0	25.0	5.8
경찰/ 소방대원	N	1	0	0	0	0	0	0	1	0	0	0	0	0	0	0	0	0	0	2
	%	11.1	0.0	0.0	0.0	0.0	0.0	0.0	50.0	0.0	0.0	0.0	0.0	0.0	0.0	0.0	0.0	0.0	0.0	3.8
타인	N	2	6	3	2	0	0	1	1	0	1	1	1	1	1	0	0	0	1	21
	%	22.2	60.0	33.3	66.7	0.0	0.0	100.0	50.0	0.0	50.0	100.0	50.0	50.0	100.0	0.0	0.0	0.0	25.0	40.4
미상	N	0	0	0	0	0	0	0	0	0	0	0	0	0	0	0	0	0	0	0
	%	0.0	0.0	0.0	0.0	0.0	0.0	0.0	0.0	0.0	0.0	0.0	0.0	0.0	0.0	0.0	0.0	0.0	0.0	0.0
전체	N	9	10	9	3	1	3	1	2	1	2	1	2	2	1	1	0	0	4	52
	%	100.0	100.0	100.0	100.0	100.0	100.0	100.0	100.0	100.0	100.0	100.0	100.0	100.0	100.0	100.0	0.0	0.0	100.0	100.0