

A large blue geometric graphic on the left side of the slide, consisting of a large triangle pointing right and a smaller triangle pointing left, creating a dynamic, abstract shape.

2019년 3월 강원도 자살사망자 현황분석

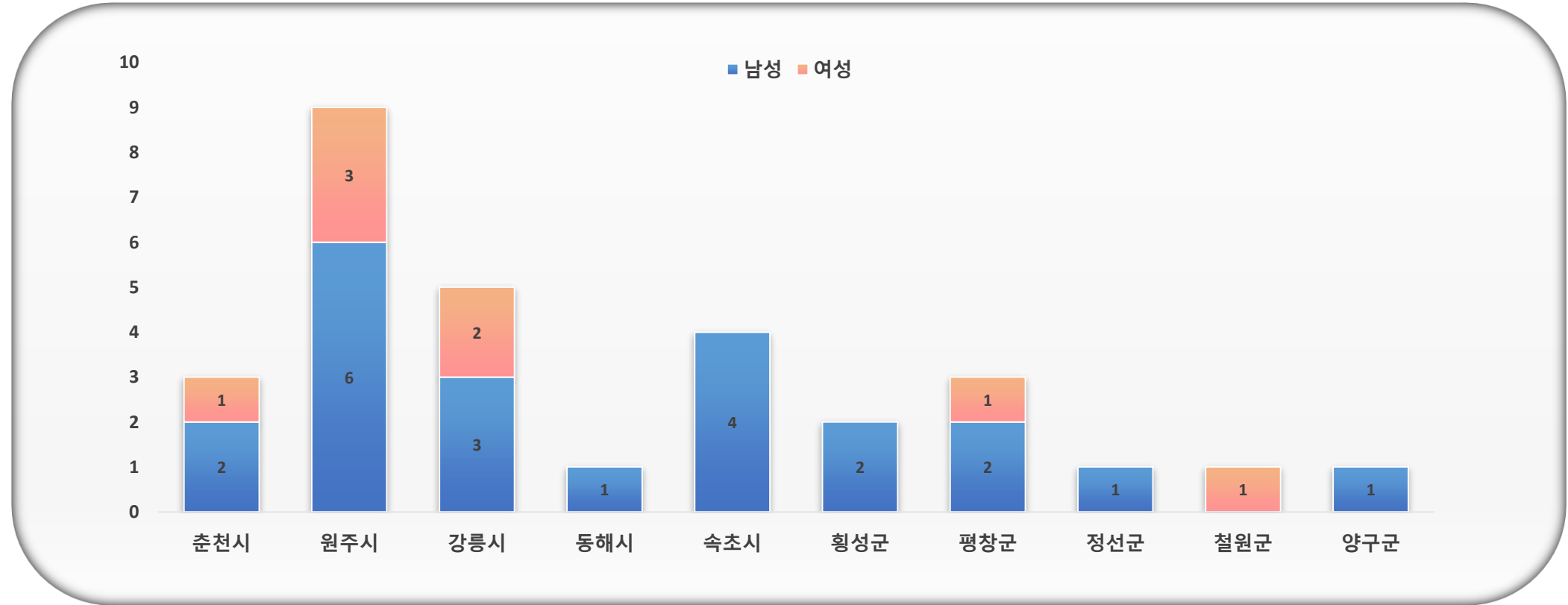
- 기간 : 2019.03.01 - 03.31
- 근거 : 강원도자살예방센터 자체 조사자료



2019년 3월 시군별 | 자살사망자 수 | 성별

구분		춘천시	원주시	강릉시	동해시	속초시	횡성군	평창군	정선군	철원군	양구군	전체
남성	N	2	6	3	1	4	2	2	1	0	1	22
	%	66.7	66.7	60.0	100.0	100.0	100.0	66.7	100.0	0.0	100.0	73.3
여성	N	1	3	2	0	0	0	1	0	1	0	8
	%	33.3	33.3	40.0	0.0	0.0	0.0	33.3	0.0	100.0	0.0	26.7
전체	N	3	9	5	1	4	2	3	1	1	1	30
	%	100.0	100.0	100.0	100.0	100.0	100.0	100.0	100.0	100.0	100.0	100.0

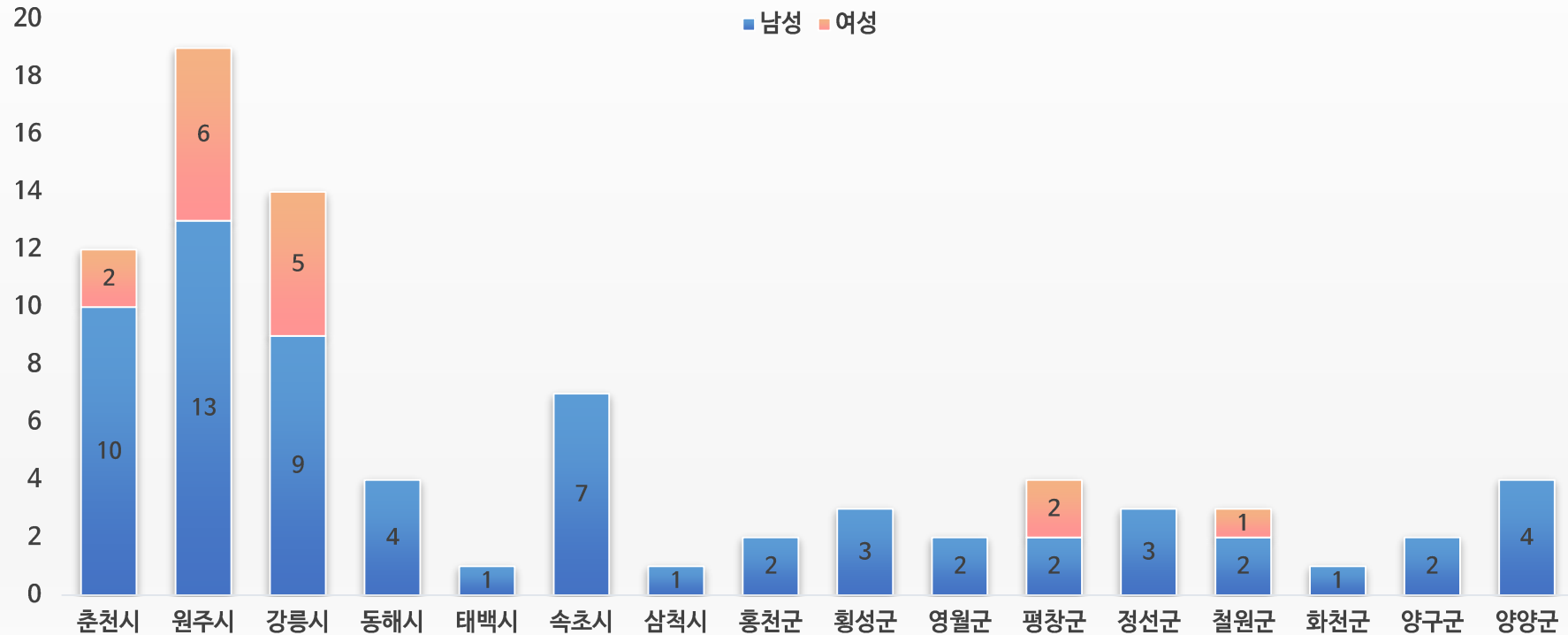
※ 태백시, 삼척시, 홍천군, 영월군, 화천군, 인제군 고성군, 양양군 3월 자살사망자 “없음”






2019년 1-3월 | 시군별 | 자살사망자 수 | 성별

구분		춘천시	원주시	강릉시	동해시	태백시	속초시	삼척시	홍천군	횡성군	영월군	평창군	정선군	철원군	화천군	양구군	인제군	고성군	양양군	전체
남성	N	10	13	9	4	1	7	1	2	3	2	2	3	2	1	2	0	0	4	66
	%	83.3	68.4	64.3	100.0	100.0	100.0	100.0	100.0	100.0	100.0	50.0	100.0	66.7	100.0	100.0	0.0	0.0	100.0	80.5
여성	N	2	6	5	0	0	0	0	0	0	0	2	0	1	0	0	0	0	0	16
	%	16.7	31.6	35.7	0.0	0.0	0.0	0.0	0.0	0.0	0.0	50.0	0.0	33.3	0.0	0.0	0.0	0.0	0.0	19.5
전체	N	12	19	14	4	1	7	1	2	3	2	4	3	3	1	2	0	0	4	82
	%	100.0	100.0	100.0	100.0	100.0	100.0	100.0	100.0	100.0	100.0	100.0	100.0	100.0	100.0	100.0	0.0	0.0	100.0	100.0



[illegible]



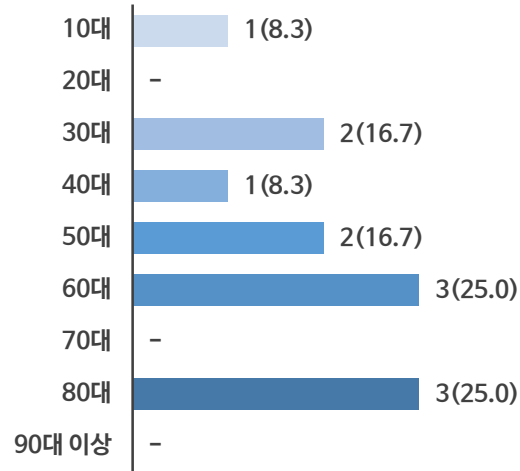
2019년 1-3월 시군별 | 자살사망자 수 | 연령대

구분		춘천시	원주시	강릉시	동해시	태백시	속초시	삼척시	홍천군	횡성군	영월군	평창군	정선군	철원군	화천군	양구군	인제군	고성군	양양군	전체
10대	N	1	0	0	0	0	0	0	0	0	0	0	0	0	0	0	0	0	0	1
	%	8.3	0.0	0.0	0.0	0.0	0.0	0.0	0.0	0.0	0.0	0.0	0.0	0.0	0.0	0.0	0.0	0.0	0.0	1.2
20대	N	0	2	0	1	1	0	0	0	0	0	0	0	1	0	1	0	0	0	6
	%	0.0	10.5	0.0	25.0	100.0	0.0	0.0	0.0	0.0	0.0	0.0	0.0	33.3	0.0	50.0	0.0	0.0	0.0	7.3
30대	N	2	2	2	1	0	0	1	0	0	0	0	0	0	0	0	0	0	0	8
	%	16.7	10.5	14.3	25.0	0.0	0.0	100.0	0.0	0.0	0.0	0.0	0.0	0.0	0.0	0.0	0.0	0.0	0.0	9.8
40대	N	1	6	2	0	0	1	0	0	0	0	0	0	0	1	1	0	0	1	13
	%	8.3	31.6	14.3	0.0	0.0	14.3	0.0	0.0	0.0	0.0	0.0	0.0	0.0	100.0	50.0	0.0	0.0	25.0	15.9
50대	N	2	3	4	1	0	3	0	0	1	0	2	2	0	0	0	0	0	0	20
	%	16.7	15.8	28.6	25.0	0.0	42.9	0.0	0.0	33.3	0.0	50.0	66.7	0.0	0.0	0.0	0.0	0.0	50.0	24.4
60대	N	3	4	1	0	0	1	0	0	0	1	0	0	0	0	0	0	0	0	10
	%	25.0	21.1	7.1	0.0	0.0	14.3	0.0	0.0	0.0	50.0	0.0	0.0	0.0	0.0	0.0	0.0	0.0	0.0	12.2
70대	N	0	2	3	1	0	2	0	1	1	1	0	1	2	0	0	0	0	0	14
	%	0.0	10.5	21.4	25.0	0.0	28.6	0.0	50.0	33.3	50.0	0.0	33.3	66.7	0.0	0.0	0.0	0.0	0.0	17.1
80대	N	3	0	2	0	0	0	0	1	1	0	2	0	0	0	0	0	0	1	10
	%	25.0	0.0	14.3	0.0	0.0	0.0	0.0	50.0	33.3	0.0	50.0	0.0	0.0	0.0	0.0	0.0	0.0	25.0	12.2
90대 이상	N	0	0	0	0	0	0	0	0	0	0	0	0	0	0	0	0	0	0	0
	%	0.0	0.0	0.0	0.0	0.0	0.0	0.0	0.0	0.0	0.0	0.0	0.0	0.0	0.0	0.0	0.0	0.0	0.0	0.0
전체	N	12	19	14	4	1	7	1	2	3	2	4	3	3	1	2	0	0	4	82
	%	100.0	100.0	100.0	100.0	100.0	100.0	100.0	100.0	100.0	100.0	100.0	100.0	100.0	100.0	100.0	0.0	0.0	100.0	100.0

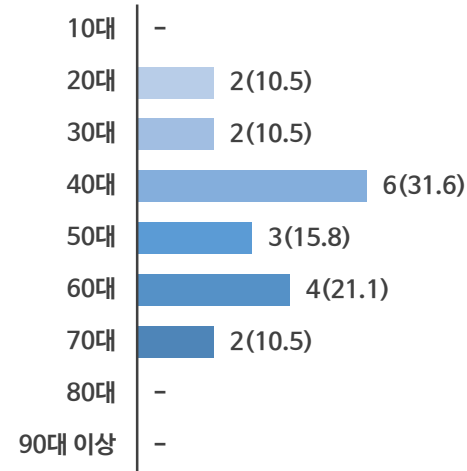


2019년 1-3월 시군별 | 자살사망자 수 | 연령대 : 시단위

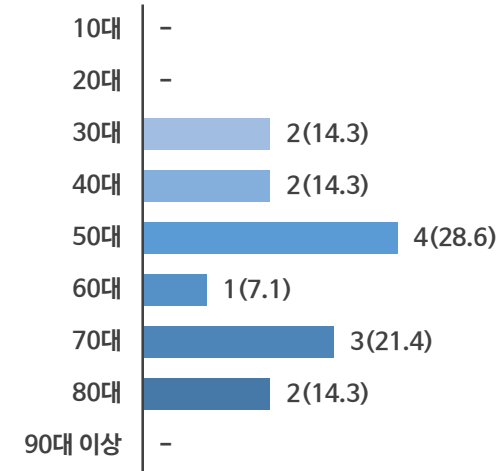
춘천시



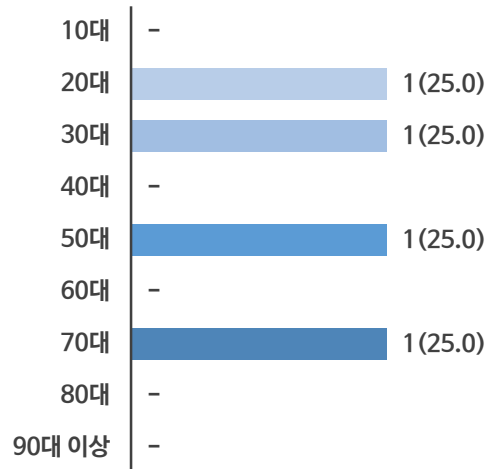
원주시




강릉시



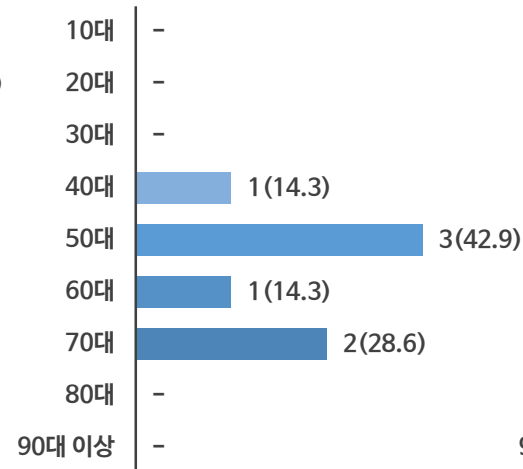
동해시



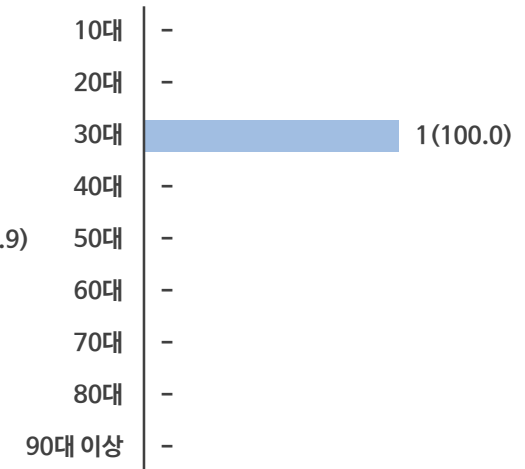
태백시



속초시



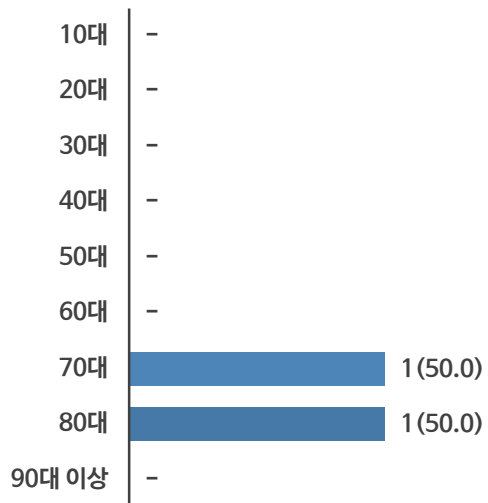
삼척시



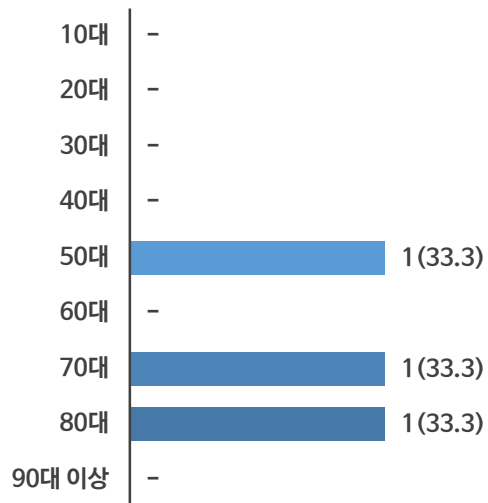


2019년 1-3월 시군별 | 자살사망자 수 | 연령대 : 군단위

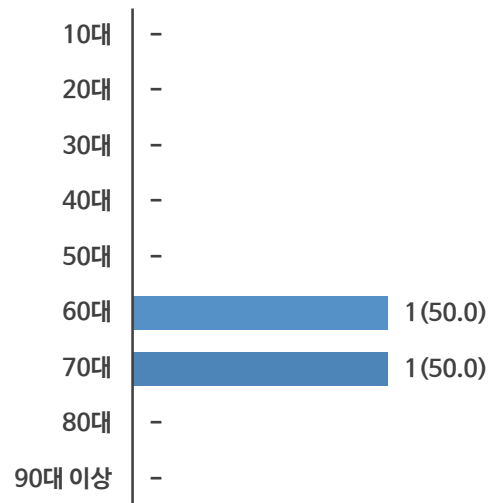
홍천군



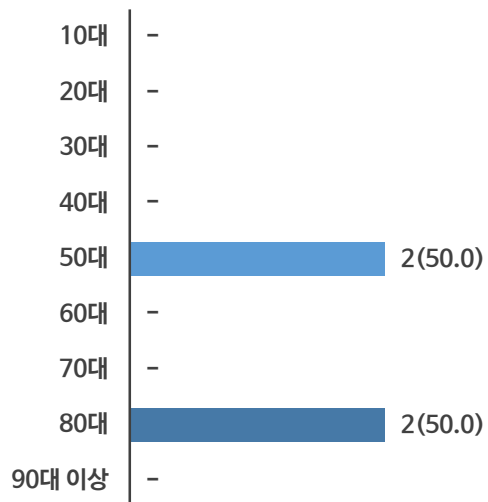
횡성군



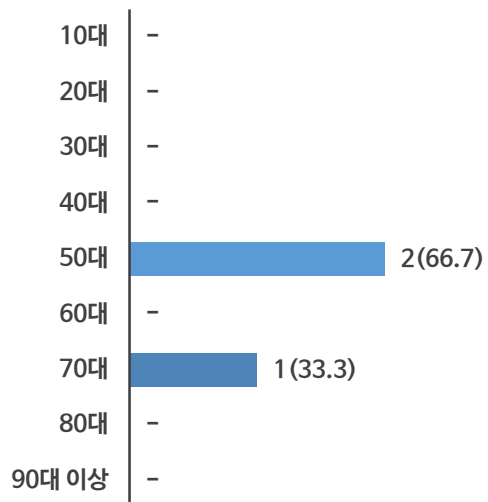
영월군



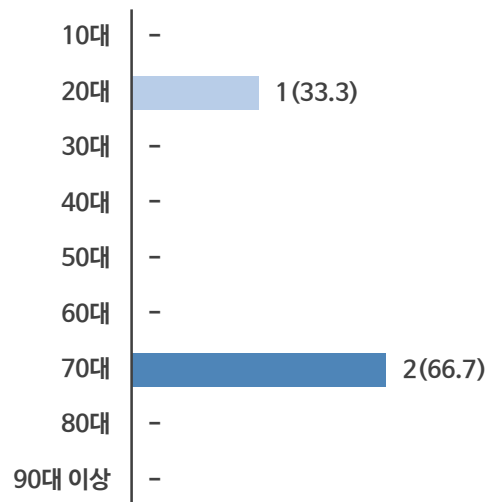
평창군



정선군



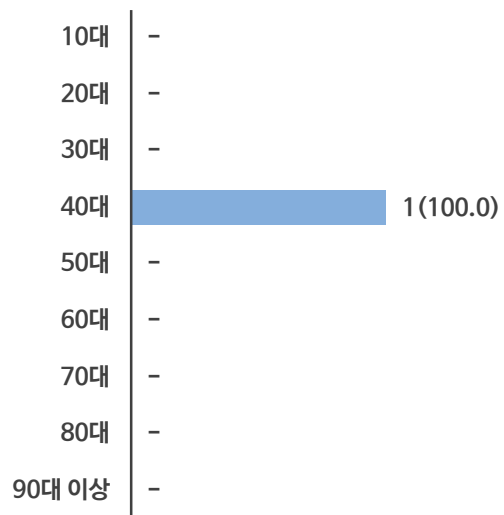
철원군



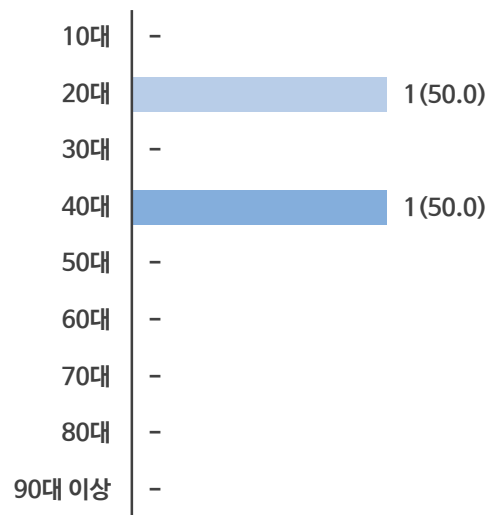


2019년 1-3월 시군별 | 자살사망자 수 | 연령대 : 군단위

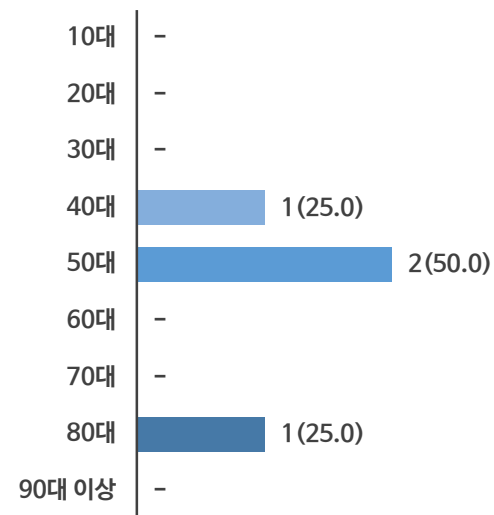
화천군



양구군



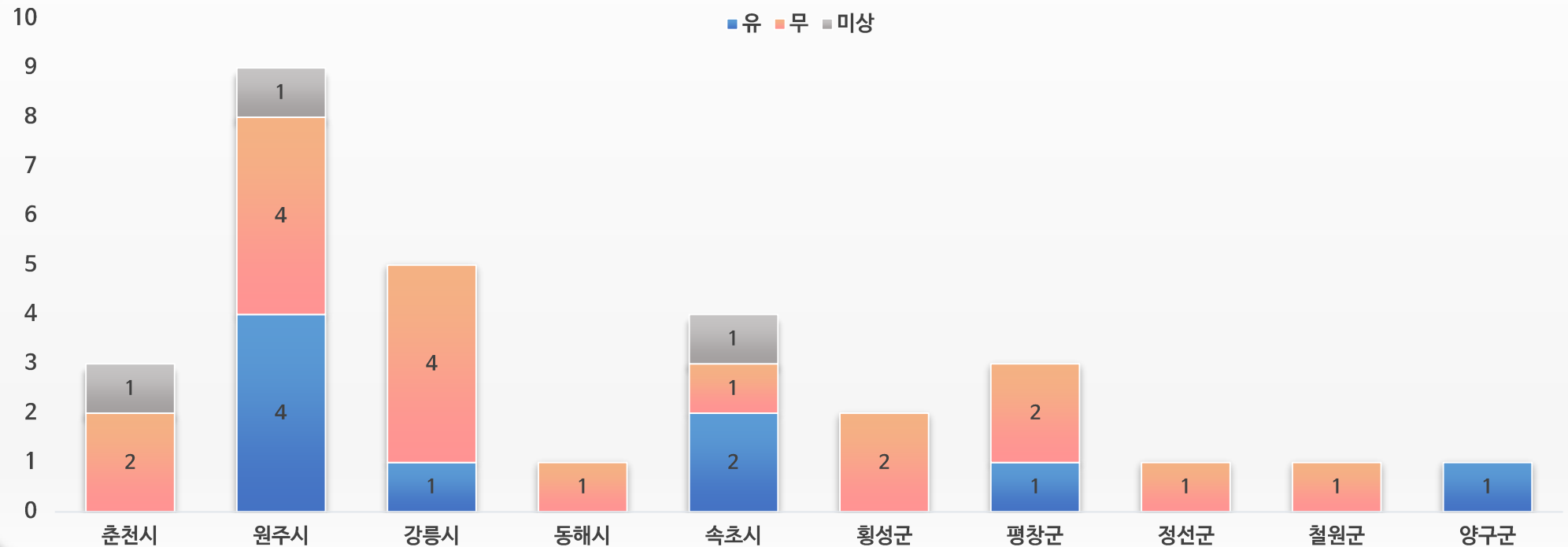
양양군





2019년 3월 시군별 | 자살사망자 수 | 직업유무

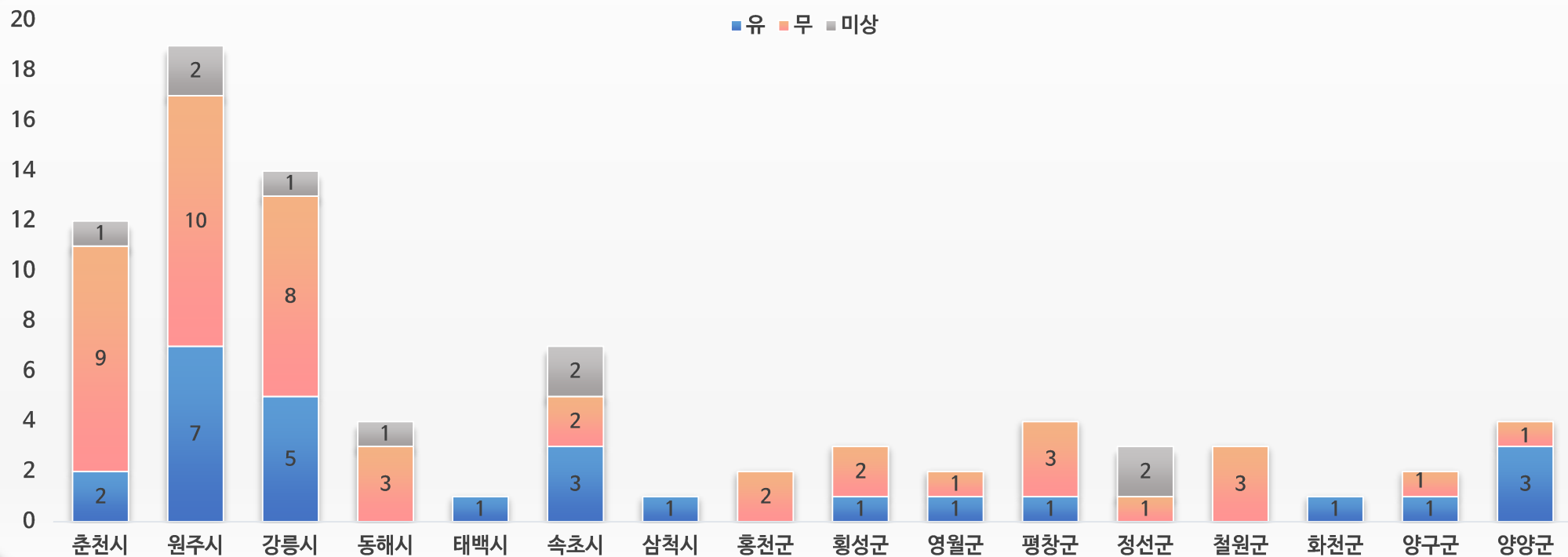
구분		춘천시	원주시	강릉시	동해시	속초시	횡성군	평창군	정선군	철원군	양구군	전체
유	N	0	4	1	0	2	0	1	0	0	1	9
	%	0.0	44.4	20.0	0.0	50.0	0.0	33.3	0.0	0.0	100.0	30.0
무	N	2	4	4	1	1	2	2	1	1	0	18
	%	66.7	44.4	80.0	100.0	25.0	100.0	66.7	100.0	100.0	0.0	60.0
미상	N	1	1	0	0	1	0	0	0	0	0	3
	%	33.3	11.1	0.0	0.0	25.0	0.0	0.0	0.0	0.0	0.0	10.0
전체	N	3	9	5	1	4	2	3	1	1	1	30
	%	100.0	100.0	100.0	100.0	100.0	100.0	100.0	100.0	100.0	100.0	100.0






2019년 1-3월 | 시군별 | 자살사망자 수 | 직업유무

구분		춘천시	원주시	강릉시	동해시	태백시	속초시	삼척시	홍천군	횡성군	영월군	평창군	정선군	철원군	화천군	양구군	인제군	고성군	양양군	전체
유	N	2	7	5	0	1	3	1	0	1	1	1	0	0	1	1	0	0	3	27
	%	16.7	36.8	35.7	0.0	100.0	42.9	100.0	0.0	33.3	50.0	25.0	0.0	0.0	100.0	50.0	0.0	0.0	75.0	32.9
무	N	9	10	8	3	0	2	0	2	2	1	3	1	3	0	1	0	0	1	46
	%	75.0	52.6	57.1	75.0	0.0	28.6	0.0	100.0	66.7	50.0	75.0	33.3	100.0	0.0	50.0	0.0	0.0	25.0	56.1
미상	N	1	2	1	1	0	2	0	0	0	0	0	2	0	0	0	0	0	0	9
	%	8.3	10.5	7.1	25.0	0.0	28.6	0.0	0.0	0.0	0.0	0.0	66.7	0.0	0.0	0.0	0.0	0.0	0.0	11.0
전체	N	12	19	14	4	1	7	1	2	3	2	4	3	3	1	2	0	0	4	82
	%	100.0	100.0	100.0	100.0	100.0	100.0	100.0	100.0	100.0	100.0	100.0	100.0	100.0	100.0	100.0	0.0	0.0	100.0	100.0



[illegible]

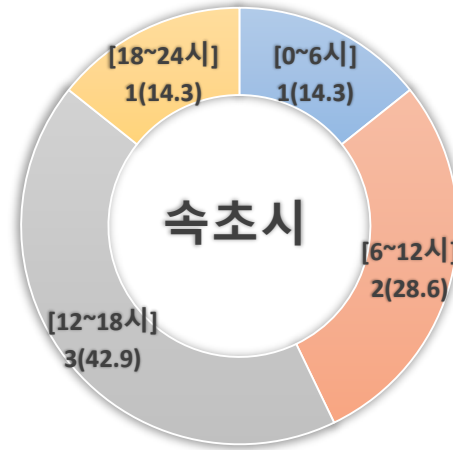
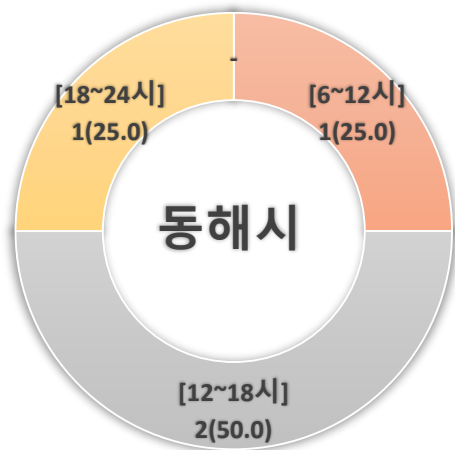
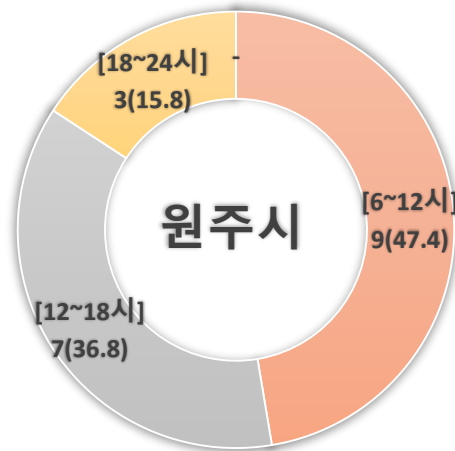
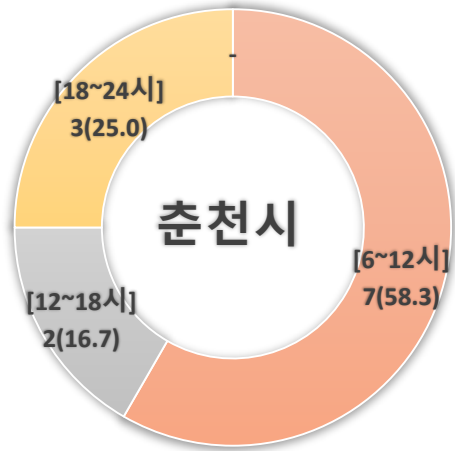


2019년 1-3월 | 시군별 | 자살사망자 수 | 사망시간

구분		춘천시	원주시	강릉시	동해시	태백시	속초시	삼척시	홍천군	횡성군	영월군	평창군	정선군	철원군	화천군	양구군	인제군	고성군	양양군	전체
0~6시	N	0	0	0	0	0	1	1	0	0	0	0	0	0	0	1	0	0	0	3
	%	0.0	0.0	0.0	0.0	0.0	14.3	100.0	0.0	0.0	0.0	0.0	0.0	0.0	0.0	50.0	0.0	0.0	0.0	3.7
6~12시	N	7	9	5	1	0	2	0	1	2	2	3	0	0	1	1	0	0	0	34
	%	58.3	47.4	35.7	25.0	0.0	28.6	0.0	50.0	66.7	100.0	75.0	0.0	0.0	100.0	50.0	0.0	0.0	0.0	41.5
12~18시	N	2	7	4	2	1	3	0	0	0	0	1	2	2	0	0	0	0	3	27
	%	16.7	36.8	28.6	50.0	100.0	42.9	0.0	0.0	0.0	0.0	25.0	66.7	66.7	0.0	0.0	0.0	0.0	75.0	32.9
18~24시	N	3	3	5	1	0	1	0	1	1	0	0	1	1	0	0	0	0	1	18
	%	25.0	15.8	35.7	25.0	0.0	14.3	0.0	50.0	33.3	0.0	0.0	33.3	33.3	0.0	0.0	0.0	0.0	25.0	22.0
전체	N	12	19	14	4	1	7	1	2	3	2	4	3	3	1	2	0	0	4	82
	%	100.0	100.0	100.0	100.0	100.0	100.0	100.0	100.0	100.0	100.0	100.0	100.0	100.0	100.0	100.0	0.0	0.0	100.0	100.0

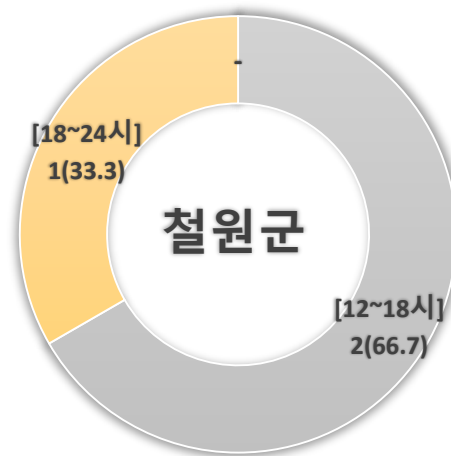
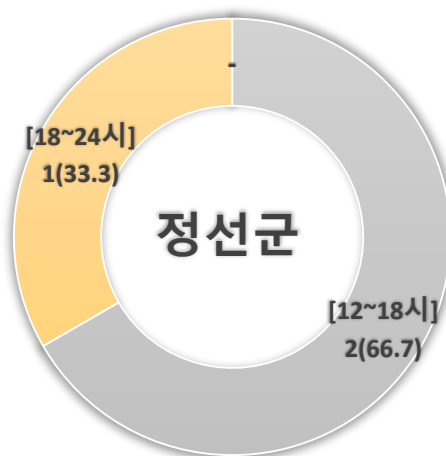
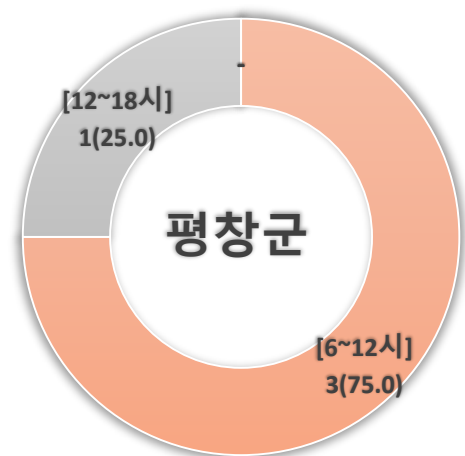
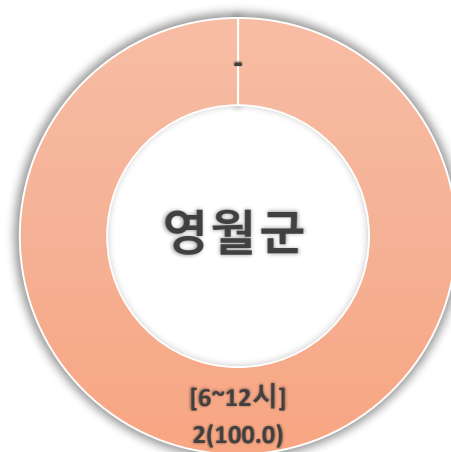
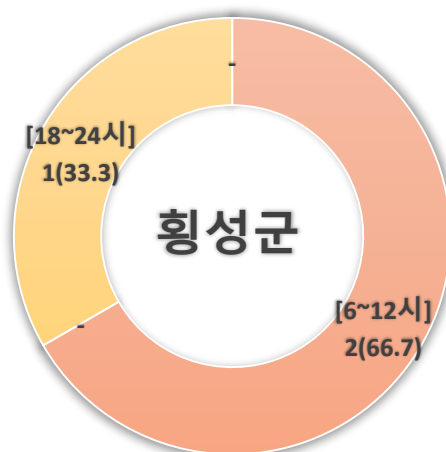
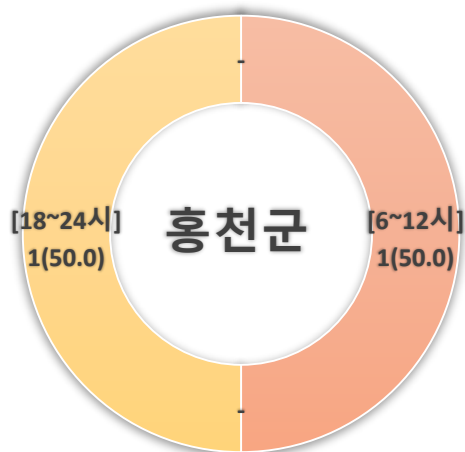


2019년 1-3월 | 시군별 | 자살사망자 수 | 사망시간 : 시간단위



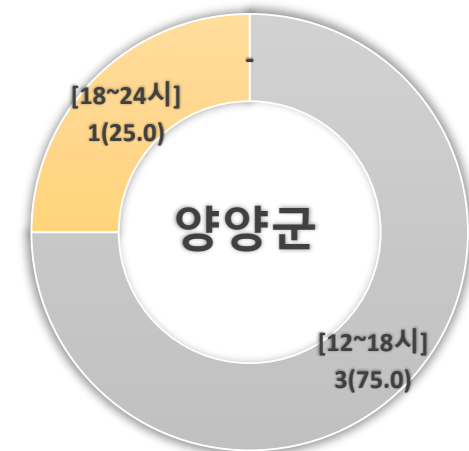
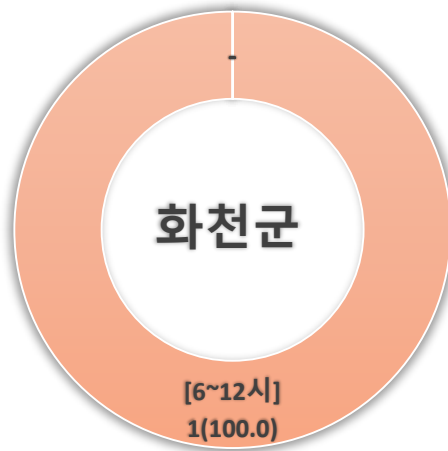


2019년 1-3월 | 시군별 | 자살사망자 수 | 사망시간 : 군단위





2019년 1-3월 시군별 | 자살사망자 수 | 사망시간 : 군단위



[illegible]



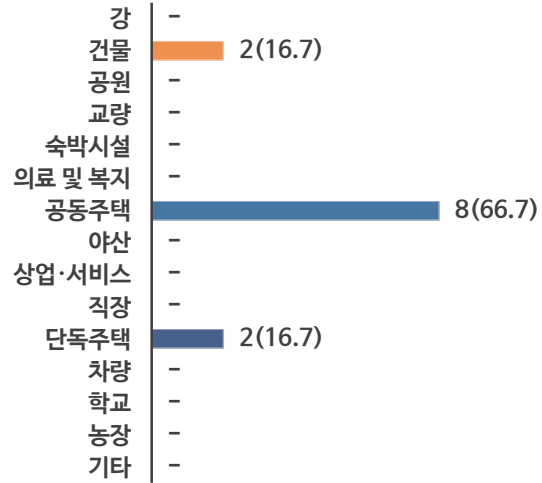
2019년 1-3월 시군별 | 자살사망자 수 | 사망장소

구분		춘천시	원주시	강릉시	동해시	태백시	속초시	삼척시	홍천군	횡성군	영월군	평창군	정선군	철원군	화천군	양구군	인제군	고성군	양양군	전체
강	N	0	0	0	0	0	0	0	0	0	0	0	0	0	0	0	0	0	0	0
	%	0.0	0.0	0.0	0.0	0.0	0.0	0.0	0.0	0.0	0.0	0.0	0.0	0.0	0.0	0.0	0.0	0.0	0.0	0.0
건물	N	2	1	1	0	0	1	0	0	0	0	0	1	0	0	0	0	0	2	8
	%	16.7	5.3	7.1	0.0	0.0	14.3	0.0	0.0	0.0	0.0	0.0	33.3	0.0	0.0	0.0	0.0	0.0	50.0	9.8
공원	N	0	0	1	0	0	0	0	0	0	0	0	1	0	0	0	0	0	0	2
	%	0.0	0.0	7.1	0.0	0.0	0.0	0.0	0.0	0.0	0.0	0.0	33.3	0.0	0.0	0.0	0.0	0.0	0.0	2.4
교량	N	0	0	0	0	0	0	0	0	1	0	0	0	0	0	0	0	0	0	1
	%	0.0	0.0	0.0	0.0	0.0	0.0	0.0	0.0	33.3	0.0	0.0	0.0	0.0	0.0	0.0	0.0	0.0	0.0	1.2
숙박시설	N	0	0	0	0	0	0	0	0	0	0	0	0	0	0	0	0	0	0	0
	%	0.0	0.0	0.0	0.0	0.0	0.0	0.0	0.0	0.0	0.0	0.0	0.0	0.0	0.0	0.0	0.0	0.0	0.0	0.0
의료 및 복지기관	N	0	0	0	0	0	0	0	0	0	0	0	0	0	0	0	0	0	0	0
	%	0.0	0.0	0.0	0.0	0.0	0.0	0.0	0.0	0.0	0.0	0.0	0.0	0.0	0.0	0.0	0.0	0.0	0.0	0.0
공동주택	N	8	7	5	2	0	3	1	0	0	0	2	0	0	0	1	0	0	0	29
	%	66.7	36.8	35.7	50.0	0.0	42.9	100.0	0.0	0.0	0.0	50.0	0.0	0.0	0.0	50.0	0.0	0.0	0.0	35.4
야산	N	0	3	1	0	0	1	0	2	0	0	0	0	0	0	0	0	0	0	7
	%	0.0	15.8	7.1	0.0	0.0	14.3	0.0	100.0	0.0	0.0	0.0	0.0	0.0	0.0	0.0	0.0	0.0	0.0	8.5
상업 서비스시설	N	0	0	1	0	0	0	0	0	0	0	0	0	0	0	0	0	0	0	1
	%	0.0	0.0	7.1	0.0	0.0	0.0	0.0	0.0	0.0	0.0	0.0	0.0	0.0	0.0	0.0	0.0	0.0	0.0	1.2
직장	N	0	1	1	0	0	1	0	0	0	0	0	0	0	0	0	0	0	0	3
	%	0.0	5.3	7.1	0.0	0.0	14.3	0.0	0.0	0.0	0.0	0.0	0.0	0.0	0.0	0.0	0.0	0.0	0.0	3.7
단독주택	N	2	5	3	1	1	1	0	0	1	1	2	1	3	1	1	0	0	2	25
	%	16.7	26.3	21.4	25.0	100.0	14.3	0.0	0.0	33.3	50.0	50.0	33.3	100.0	100.0	50.0	0.0	0.0	50.0	30.5
차량	N	0	0	0	1	0	0	0	0	0	0	0	0	0	0	0	0	0	0	1
	%	0.0	0.0	0.0	25.0	0.0	0.0	0.0	0.0	0.0	0.0	0.0	0.0	0.0	0.0	0.0	0.0	0.0	0.0	1.2
학교	N	0	0	0	0	0	0	0	0	0	0	0	0	0	0	0	0	0	0	0
	%	0.0	0.0	0.0	0.0	0.0	0.0	0.0	0.0	0.0	0.0	0.0	0.0	0.0	0.0	0.0	0.0	0.0	0.0	0.0
농장	N	0	1	0	0	0	0	0	0	1	1	0	0	0	0	0	0	0	0	3
	%	0.0	5.3	0.0	0.0	0.0	0.0	0.0	0.0	33.3	50.0	0.0	0.0	0.0	0.0	0.0	0.0	0.0	0.0	3.7
기타 (노상, 주차장 등)	N	0	1	1	0	0	0	0	0	0	0	0	0	0	0	0	0	0	0	2
	%	0.0	5.3	7.1	0.0	0.0	0.0	0.0	0.0	0.0	0.0	0.0	0.0	0.0	0.0	0.0	0.0	0.0	0.0	2.4
전체	N	12	19	14	4	1	7	1	2	3	2	4	3	3	1	2	0	0	4	82
	%	100.0	100.0	100.0	100.0	100.0	100.0	100.0	100.0	100.0	100.0	100.0	100.0	100.0	100.0	100.0	0.0	0.0	100.0	100.0

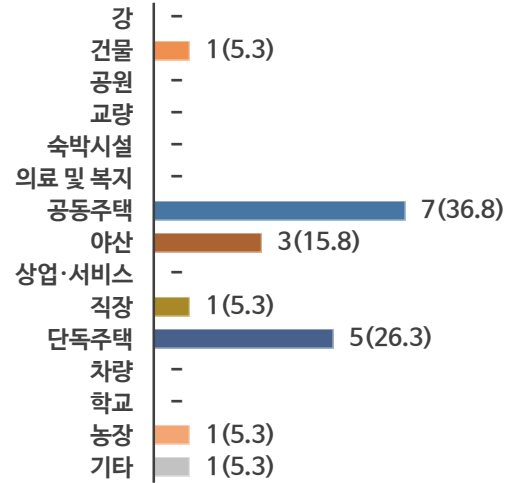


2019년 1-3월 시군별 | 자살사망자 수 | 사망장소 : 시단위

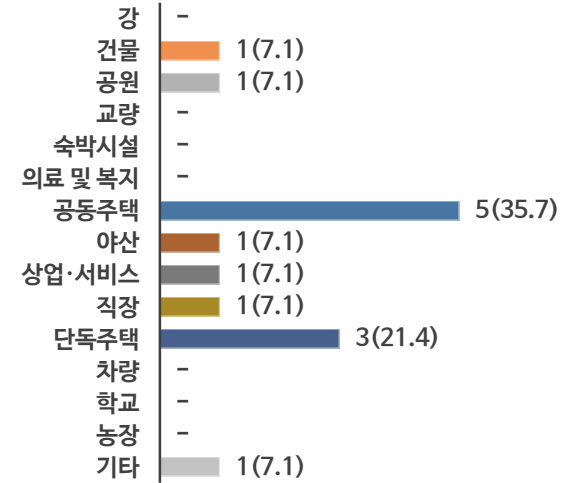
춘천시



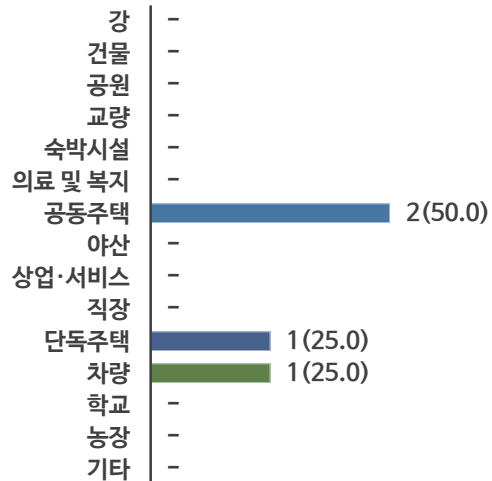
원주시




강릉시



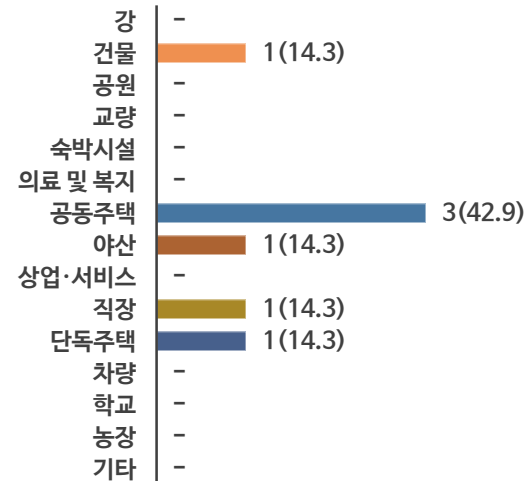
동해시




태백시



속초시




삼척시



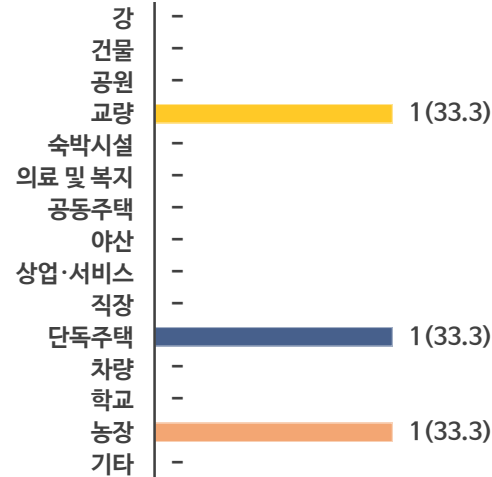


2019년 1-3월 | 시군별 | 자살사망자 수 | 사망장소 : 군단위

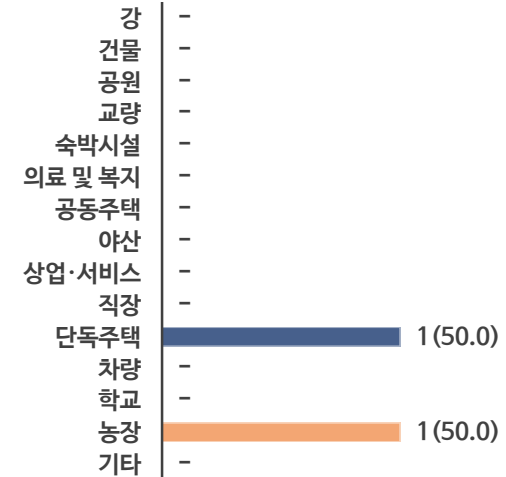
홍천군




횡성군



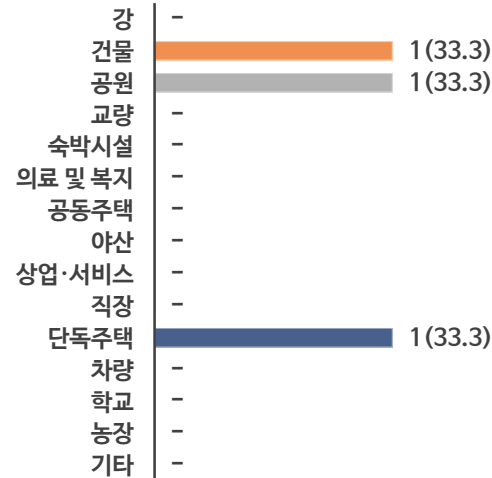
영월군



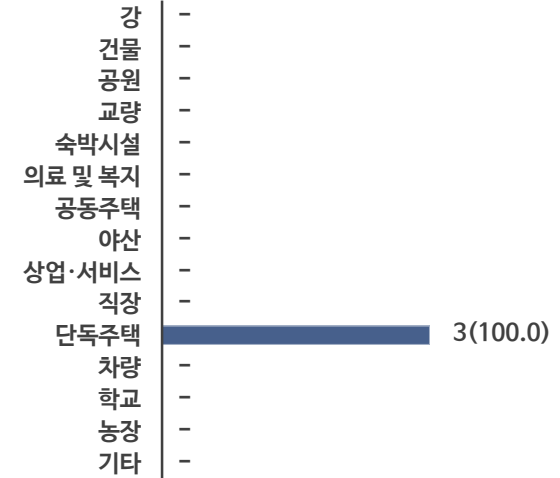
평창군



정선군




철원군






2019년 1-3월 | 시군별 | 자살사망자 수 | 사망장소 : 군단위

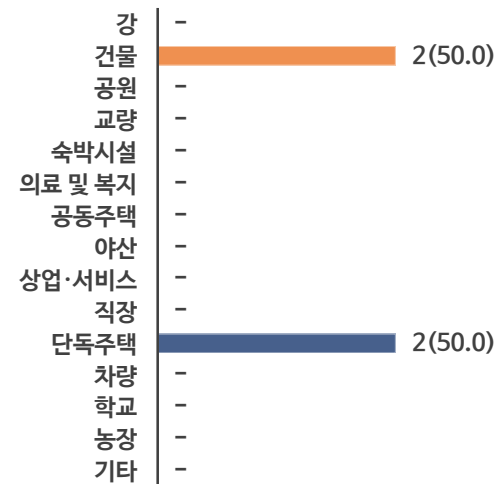
화천군




양구군



양양군



[illegible]



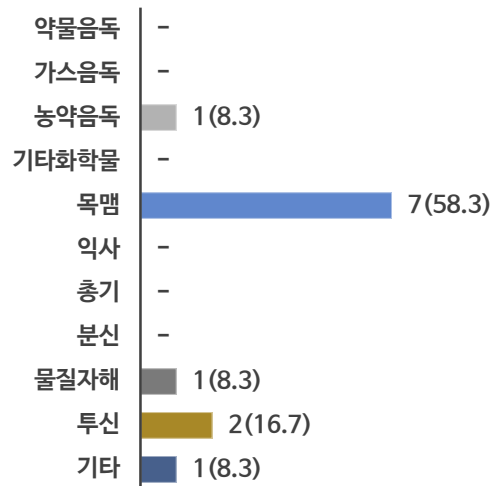
2019년 1-3월 시군별 | 자살사망자 수 | 사망방법

구분		춘천시	원주시	강릉시	동해시	태백시	속초시	삼척시	홍천군	횡성군	영월군	평창군	정선군	철원군	화천군	양구군	인제군	고성군	양양군	전체
약물음독	N	0	1	0	0	0	0	0	0	0	0	0	0	0	0	0	0	0	0	1
	%	0.0	5.3	0.0	0.0	0.0	0.0	0.0	0.0	0.0	0.0	0.0	0.0	0.0	0.0	0.0	0.0	0.0	0.0	1.2
가스음독	N	0	2	0	2	0	0	0	0	0	0	0	0	1	0	1	0	0	0	6
	%	0.0	10.5	0.0	50.0	0.0	0.0	0.0	0.0	0.0	0.0	0.0	0.0	33.3	0.0	50.0	0.0	0.0	0.0	7.3
농약음독	N	1	0	1	0	0	0	0	0	0	0	0	0	0	0	0	0	0	0	2
	%	8.3	0.0	7.1	0.0	0.0	0.0	0.0	0.0	0.0	0.0	0.0	0.0	0.0	0.0	0.0	0.0	0.0	0.0	2.4
기타화학물 음독	N	0	0	0	0	0	0	0	0	0	0	0	0	0	0	0	0	0	0	0
	%	0.0	0.0	0.0	0.0	0.0	0.0	0.0	0.0	0.0	0.0	0.0	0.0	0.0	0.0	0.0	0.0	0.0	0.0	0.0
목매	N	7	15	13	1	1	6	0	2	3	1	3	3	2	1	1	0	0	4	63
	%	58.3	78.9	92.9	25.0	100.0	85.7	0.0	100.0	100.0	50.0	75.0	100.0	66.7	100.0	50.0	0.0	0.0	100.0	76.8
익사	N	0	0	0	0	0	0	0	0	0	0	0	0	0	0	0	0	0	0	0
	%	0.0	0.0	0.0	0.0	0.0	0.0	0.0	0.0	0.0	0.0	0.0	0.0	0.0	0.0	0.0	0.0	0.0	0.0	0.0
총기	N	0	0	0	0	0	0	0	0	0	0	0	0	0	0	0	0	0	0	0
	%	0.0	0.0	0.0	0.0	0.0	0.0	0.0	0.0	0.0	0.0	0.0	0.0	0.0	0.0	0.0	0.0	0.0	0.0	0.0
분신	N	0	0	0	0	0	0	0	0	0	0	0	0	0	0	0	0	0	0	0
	%	0.0	0.0	0.0	0.0	0.0	0.0	0.0	0.0	0.0	0.0	0.0	0.0	0.0	0.0	0.0	0.0	0.0	0.0	0.0
물질자해 (예기/둔기)	N	1	0	0	0	0	0	0	0	0	0	0	0	0	0	0	0	0	0	1
	%	8.3	0.0	0.0	0.0	0.0	0.0	0.0	0.0	0.0	0.0	0.0	0.0	0.0	0.0	0.0	0.0	0.0	0.0	1.2
투신 (추락/충돌)	N	2	1	0	1	0	1	1	0	0	0	1	0	0	0	0	0	0	0	7
	%	16.7	5.3	0.0	25.0	0.0	14.3	100.0	0.0	0.0	0.0	25.0	0.0	0.0	0.0	0.0	0.0	0.0	0.0	8.5
기타	N	1	0	0	0	0	0	0	0	0	1	0	0	0	0	0	0	0	0	2
	%	8.3	0.0	0.0	0.0	0.0	0.0	0.0	0.0	0.0	50.0	0.0	0.0	0.0	0.0	0.0	0.0	0.0	0.0	2.4
전체	N	12	19	14	4	1	7	1	2	3	2	4	3	3	1	2	0	0	4	82
	%	100.0	100.0	100.0	100.0	100.0	100.0	100.0	100.0	100.0	100.0	100.0	100.0	100.0	100.0	100.0	0.0	0.0	100.0	100.0

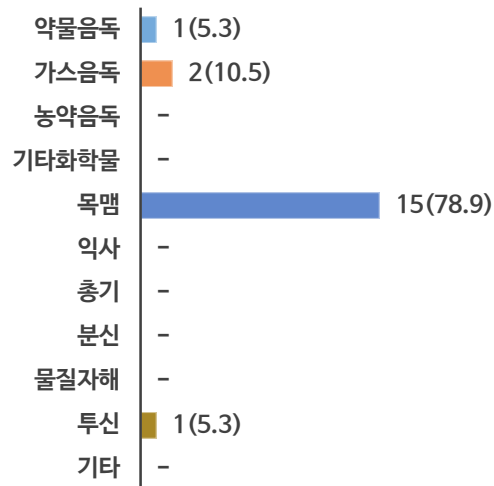


2019년 1-3월 시군별 | 자살사망자 수 | 사망방법 : 시단위

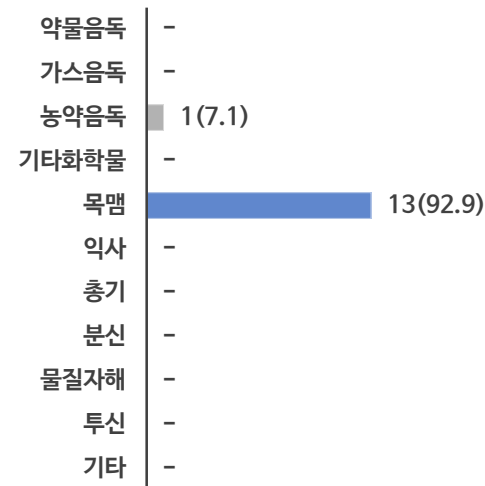
춘천시



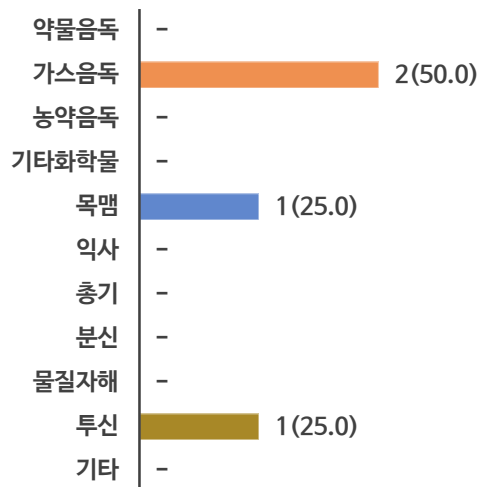
원주시



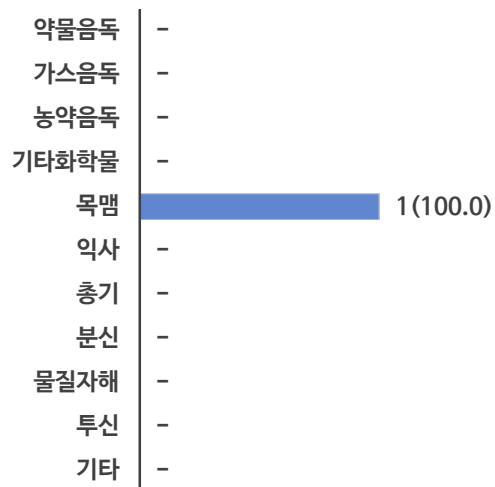
강릉시



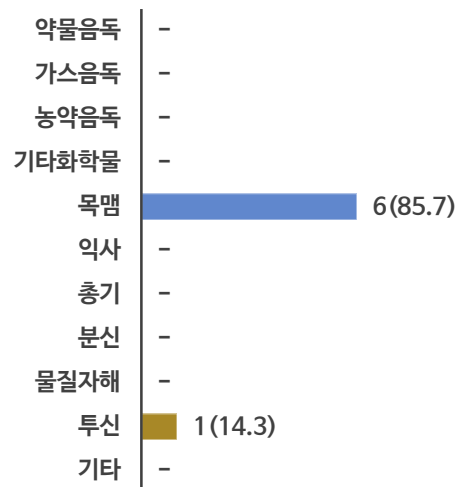
동해시



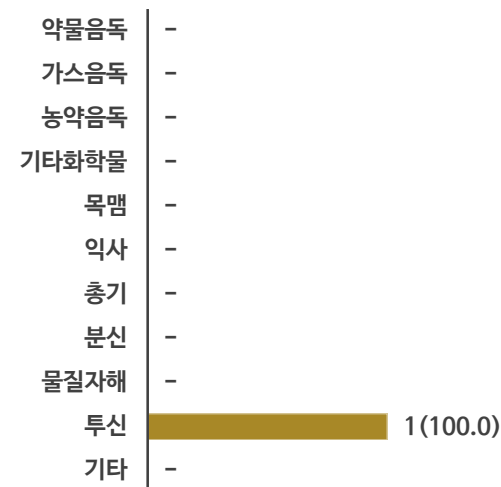
태백시



속초시




삼척시



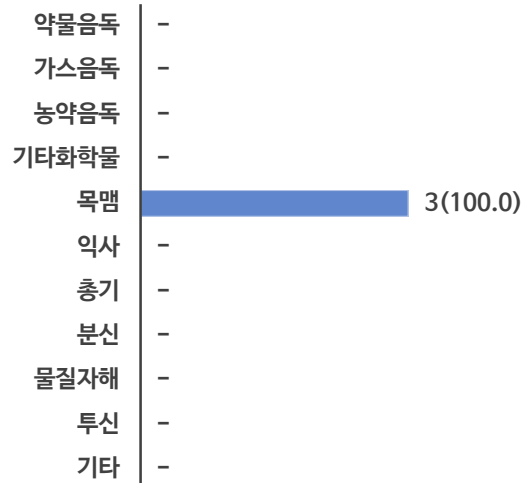


2019년 1-3월 시군별 | 자살사망자 수 | 사망방법 : 군단위

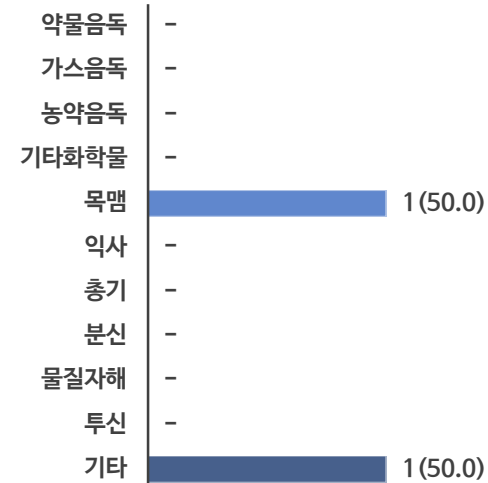
홍천군



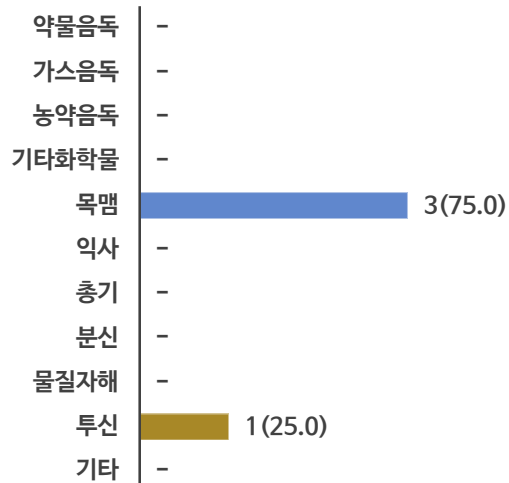
횡성군



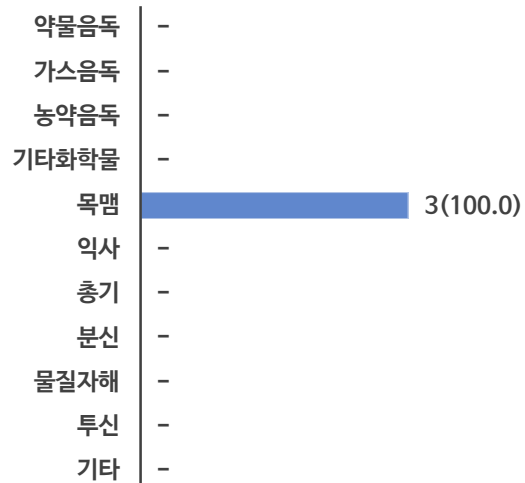
영월군



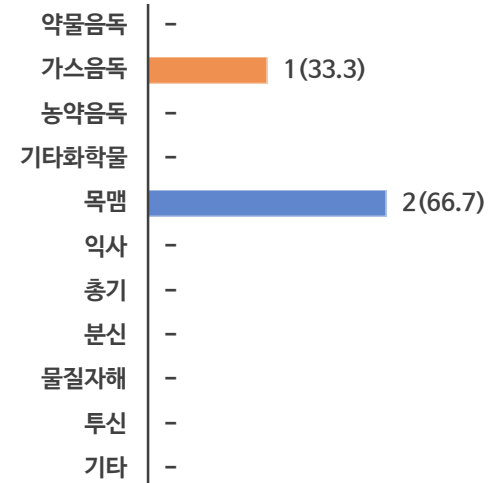
평창군



정선군




철원군



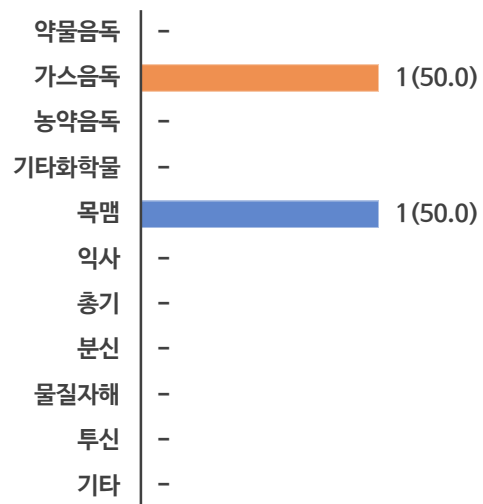


2019년 1-3월 | 시군별 | 자살사망자 수 | 사망방법 : 군단위

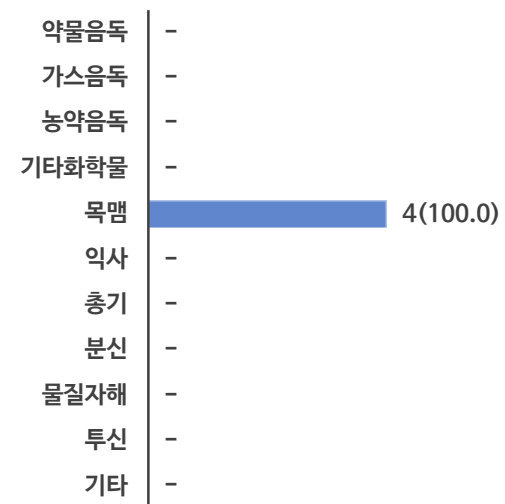
화천군




양구군



양양군



[illegible]



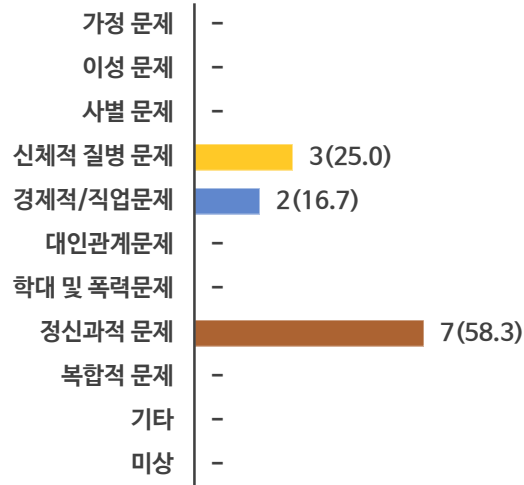
2019년 1-3월 | 시군별 | 자살사망자 수 | 자살동기

구분		춘천시	원주시	강릉시	동해시	태백시	속초시	삼척시	홍천군	횡성군	영월군	평창군	정선군	철원군	화천군	양구군	인제군	고성군	양양군	전체
가정 문제	N	0	1	1	0	0	1	0	1	0	0	0	1	0	0	1	0	0	0	6
	%	0.0	5.3	7.1	0.0	0.0	14.3	0.0	50.0	0.0	0.0	0.0	33.3	0.0	0.0	50.0	0.0	0.0	0.0	7.3
이성 문제	N	0	1	0	0	0	0	0	0	0	0	0	0	0	0	0	0	0	0	1
	%	0.0	5.3	0.0	0.0	0.0	0.0	0.0	0.0	0.0	0.0	0.0	0.0	0.0	0.0	0.0	0.0	0.0	0.0	1.2
사별 문제	N	0	0	0	0	0	0	0	0	0	0	0	0	0	0	0	0	0	1	1
	%	0.0	0.0	0.0	0.0	0.0	0.0	0.0	0.0	0.0	0.0	0.0	0.0	0.0	0.0	0.0	0.0	0.0	25.0	1.2
신체적 질병 문제	N	3	0	3	1	0	0	0	1	1	1	2	0	2	0	0	0	0	0	14
	%	25.0	0.0	21.4	25.0	0.0	0.0	0.0	50.0	33.3	50.0	50.0	0.0	66.7	0.0	0.0	0.0	0.0	0.0	17.1
경제적 또는 직업 문제	N	2	3	3	1	1	1	0	0	1	0	1	0	0	0	0	0	0	0	13
	%	16.7	15.8	21.4	25.0	100.0	14.3	0.0	0.0	33.3	0.0	25.0	0.0	0.0	0.0	0.0	0.0	0.0	0.0	15.9
대인관계문제	N	0	0	0	0	0	0	1	0	0	0	0	0	0	0	0	0	0	0	1
	%	0.0	0.0	0.0	0.0	0.0	0.0	100.0	0.0	0.0	0.0	0.0	0.0	0.0	0.0	0.0	0.0	0.0	0.0	1.2
학대 및 폭력 문제	N	0	0	0	0	0	0	0	0	0	0	0	0	0	0	0	0	0	0	0
	%	0.0	0.0	0.0	0.0	0.0	0.0	0.0	0.0	0.0	0.0	0.0	0.0	0.0	0.0	0.0	0.0	0.0	0.0	0.0
정신과적 문제	N	7	6	4	1	0	1	0	0	0	0	1	0	0	0	1	0	0	1	22
	%	58.3	31.6	28.6	25.0	0.0	14.3	0.0	0.0	0.0	0.0	25.0	0.0	0.0	0.0	50.0	0.0	0.0	25.0	26.8
복합적 문제	N	0	8	2	1	0	4	0	0	1	0	0	2	1	1	0	0	0	1	21
	%	0.0	42.1	14.3	25.0	0.0	57.1	0.0	0.0	33.3	0.0	0.0	66.7	33.3	100.0	0.0	0.0	0.0	25.0	25.6
기타	N	0	0	0	0	0	0	0	0	0	1	0	0	0	0	0	0	0	0	1
	%	0.0	0.0	0.0	0.0	0.0	0.0	0.0	0.0	0.0	50.0	0.0	0.0	0.0	0.0	0.0	0.0	0.0	0.0	1.2
미상	N	0	0	1	0	0	0	0	0	0	0	0	0	0	0	0	0	0	1	2
	%	0.0	0.0	7.1	0.0	0.0	0.0	0.0	0.0	0.0	0.0	0.0	0.0	0.0	0.0	0.0	0.0	0.0	25.0	2.4
전체	N	12	19	14	4	1	7	1	2	3	2	4	3	3	1	2	0	0	4	82
	%	100.0	100.0	100.0	100.0	100.0	100.0	100.0	100.0	100.0	100.0	100.0	100.0	100.0	100.0	100.0	0.0	0.0	100.0	100.0

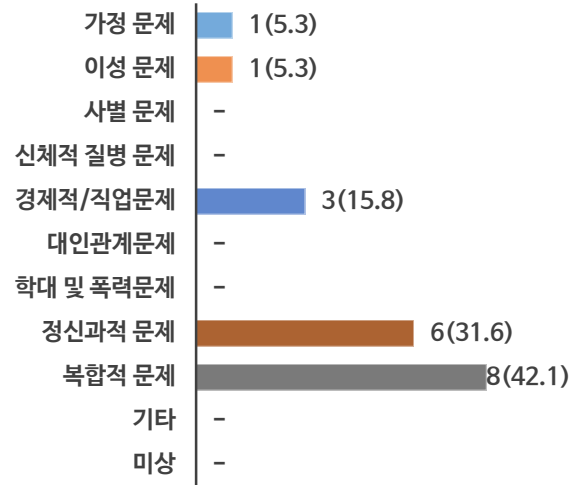


2019년 1-3월 | 시군별 | 자살사망자 수 | 자살동기 : 시단위

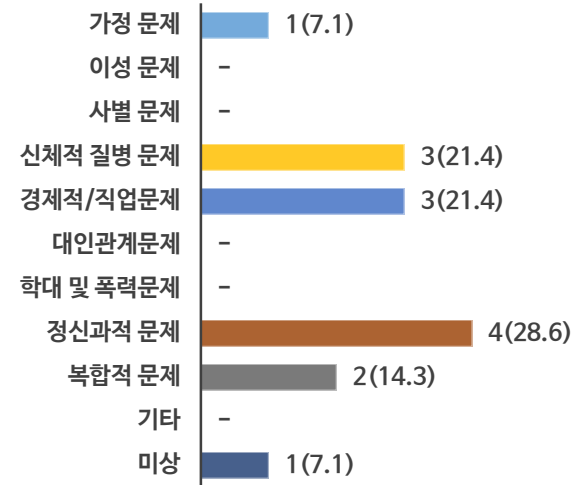
춘천시



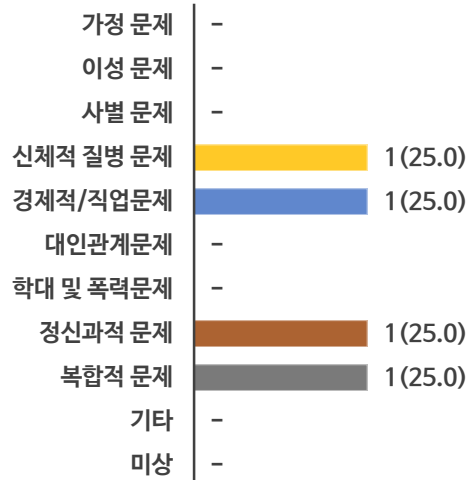
원주시



강릉시



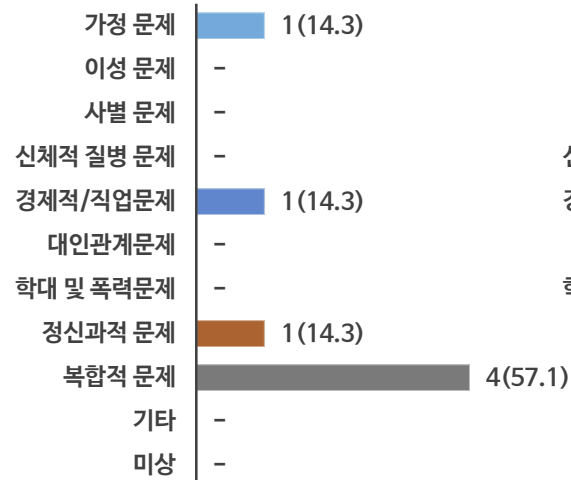
동해시



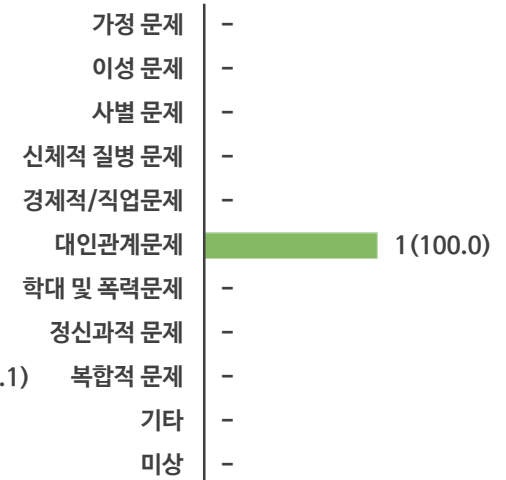
태백시



속초시



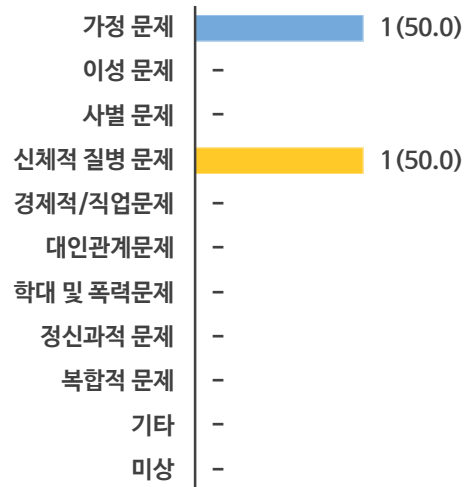
삼척시



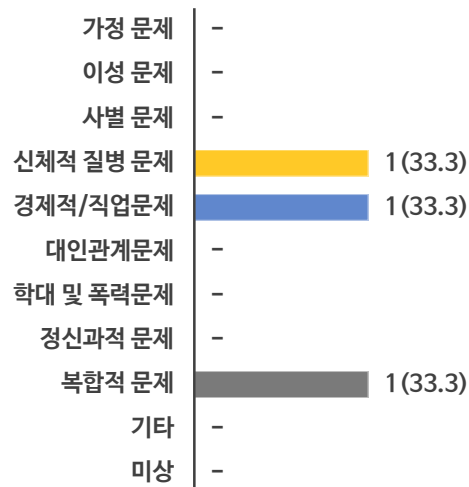


2019년 1-3월 | 시군별 | 자살사망자 수 | 자살동기 : 군단위

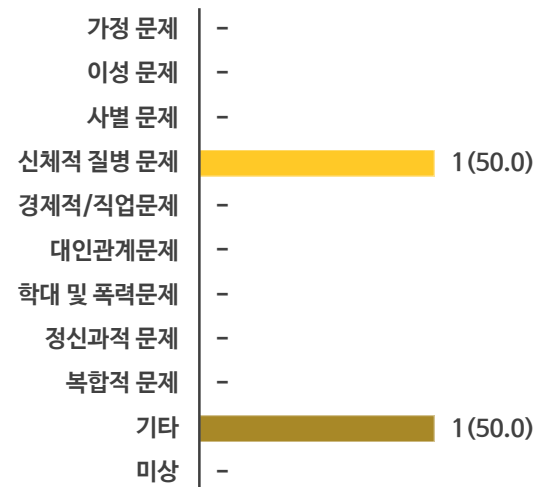
홍천군



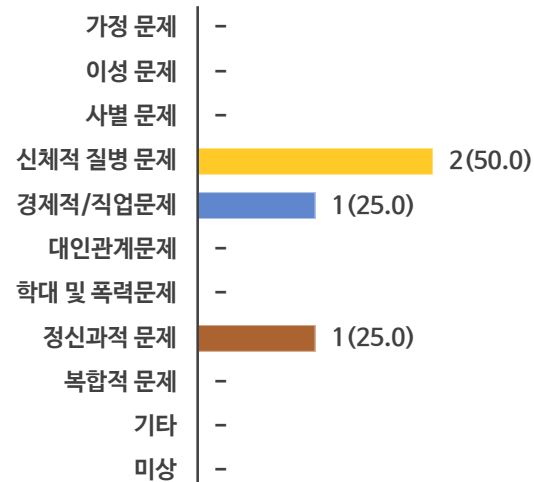
횡성군



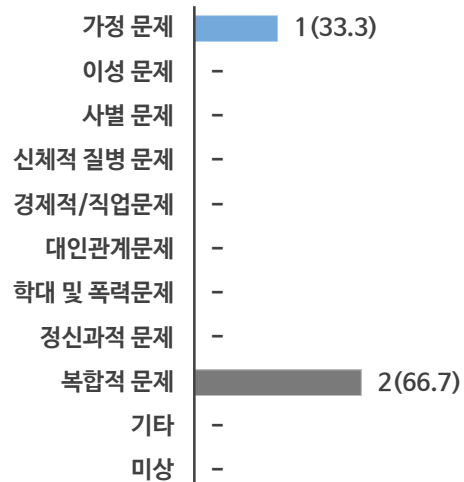
영월군



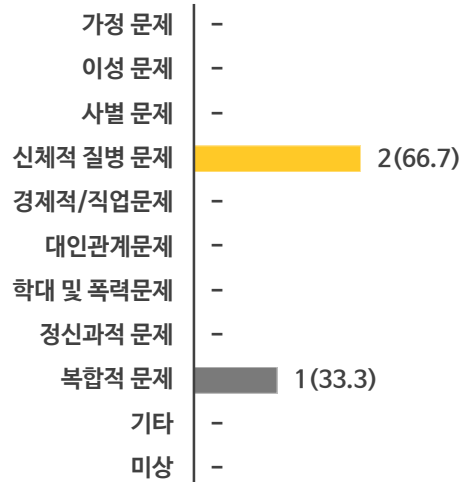
평창군



정선군



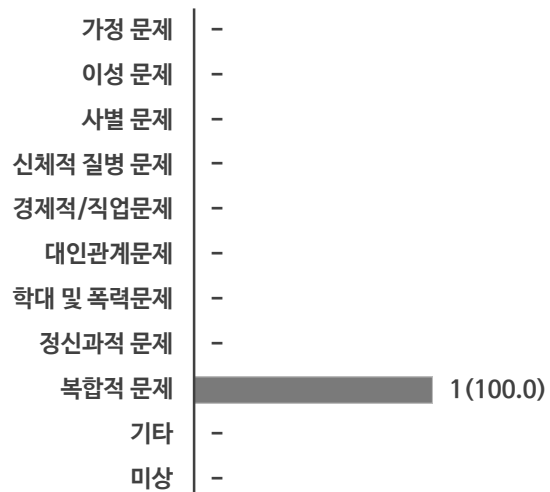
철원군



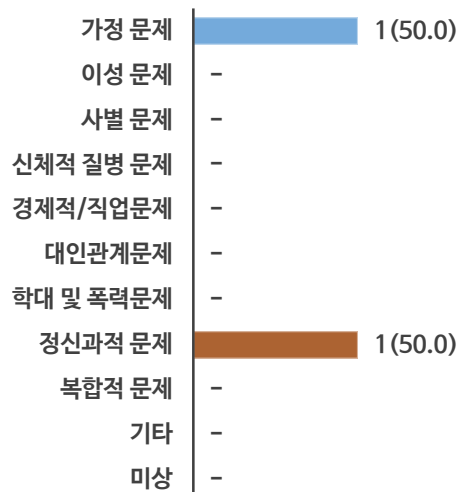


2019년 1-3월 | 시군별 | 자살사망자 수 | 자살동기 : 군단위

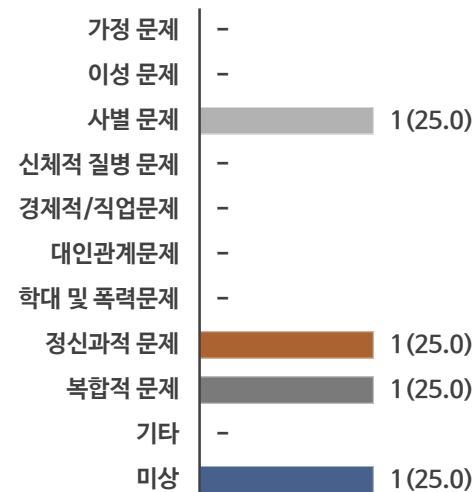
화천군



양구군



양양군



[illegible]



2019년 1-3월 | 시군별 | 자살사망자 수 | 최초발견자

구분		춘천시	원주시	강릉시	동해시	태백시	속초시	삼척시	홍천군	횡성군	영월군	평창군	정선군	철원군	화천군	양구군	인제군	고성군	양양군	전체
가족	N	6	3	4	0	1	1	0	0	1	1	1	0	1	0	0	0	0	2	21
	%	50.0	15.8	28.6	0.0	100.0	14.3	0.0	0.0	33.3	50.0	25.0	0.0	33.3	0.0	0.0	0.0	0.0	50.0	25.6
친구	N	1	2	2	0	0	0	0	0	1	0	0	0	0	0	2	0	0	0	8
	%	8.3	10.5	14.3	0.0	0.0	0.0	0.0	0.0	33.3	0.0	0.0	0.0	0.0	0.0	100.0	0.0	0.0	0.0	9.8
이웃	N	0	1	1	1	0	1	0	0	1	0	0	1	0	0	0	0	0	0	6
	%	0.0	5.3	7.1	25.0	0.0	14.3	0.0	0.0	33.3	0.0	0.0	33.3	0.0	0.0	0.0	0.0	0.0	0.0	7.3
직장동료	N	0	0	0	0	0	2	0	0	0	0	0	0	0	0	0	0	0	1	3
	%	0.0	0.0	0.0	0.0	0.0	28.6	0.0	0.0	0.0	0.0	0.0	0.0	0.0	0.0	0.0	0.0	0.0	25.0	3.7
경찰/ 소방대원	N	2	0	0	0	0	0	0	1	0	0	0	0	0	0	0	0	0	0	3
	%	16.7	0.0	0.0	0.0	0.0	0.0	0.0	50.0	0.0	0.0	0.0	0.0	0.0	0.0	0.0	0.0	0.0	0.0	3.7
타인	N	3	13	7	3	0	3	1	1	0	1	3	2	2	1	0	0	0	1	41
	%	25.0	68.4	50.0	75.0	0.0	42.9	100.0	50.0	0.0	50.0	75.0	66.7	66.7	100.0	0.0	0.0	0.0	25.0	50.0
미상	N	0	0	0	0	0	0	0	0	0	0	0	0	0	0	0	0	0	0	0
	%	0.0	0.0	0.0	0.0	0.0	0.0	0.0	0.0	0.0	0.0	0.0	0.0	0.0	0.0	0.0	0.0	0.0	0.0	0.0
전체	N	12	19	14	4	1	7	1	2	3	2	4	3	3	1	2	0	0	4	82
	%	100.0	100.0	100.0	100.0	100.0	100.0	100.0	100.0	100.0	100.0	100.0	100.0	100.0	100.0	100.0	0.0	0.0	100.0	100.0