

# 2019년 4월 강원도 자살사망자 현황분석

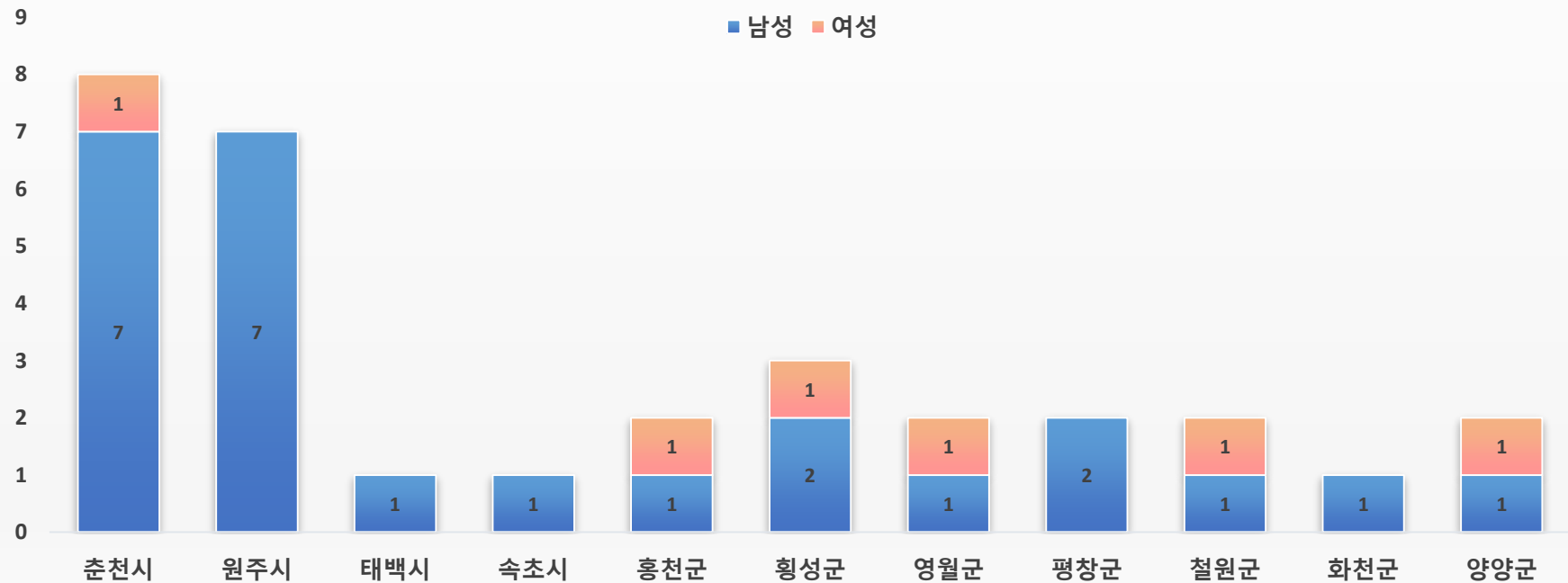
- 기간 : 2019.04.01 - 04.30
- 근거 : 강원도자살예방센터 자체 조사자료



## 2019년 4월 시군별 | 자살사망자 수 | 성별

구분		춘천시	원주시	태백시	속초시	홍천군	횡성군	영월군	평창군	철원군	화천군	양양군	전체
남성	N	7	7	1	1	1	2	1	2	1	1	1	25
	%	87.5	100.0	100.0	100.0	50.0	66.7	50.0	100.0	50.0	100.0	50.0	80.6
여성	N	1	0	0	0	1	1	1	0	1	0	1	6
	%	12.5	0.0	0.0	0.0	50.0	33.3	50.0	0.0	50.0	0.0	50.0	19.4
전체	N	8	7	1	1	2	3	2	2	2	1	2	31
	%	100.0	100.0	100.0	100.0	100.0	100.0	100.0	100.0	100.0	100.0	100.0	100.0

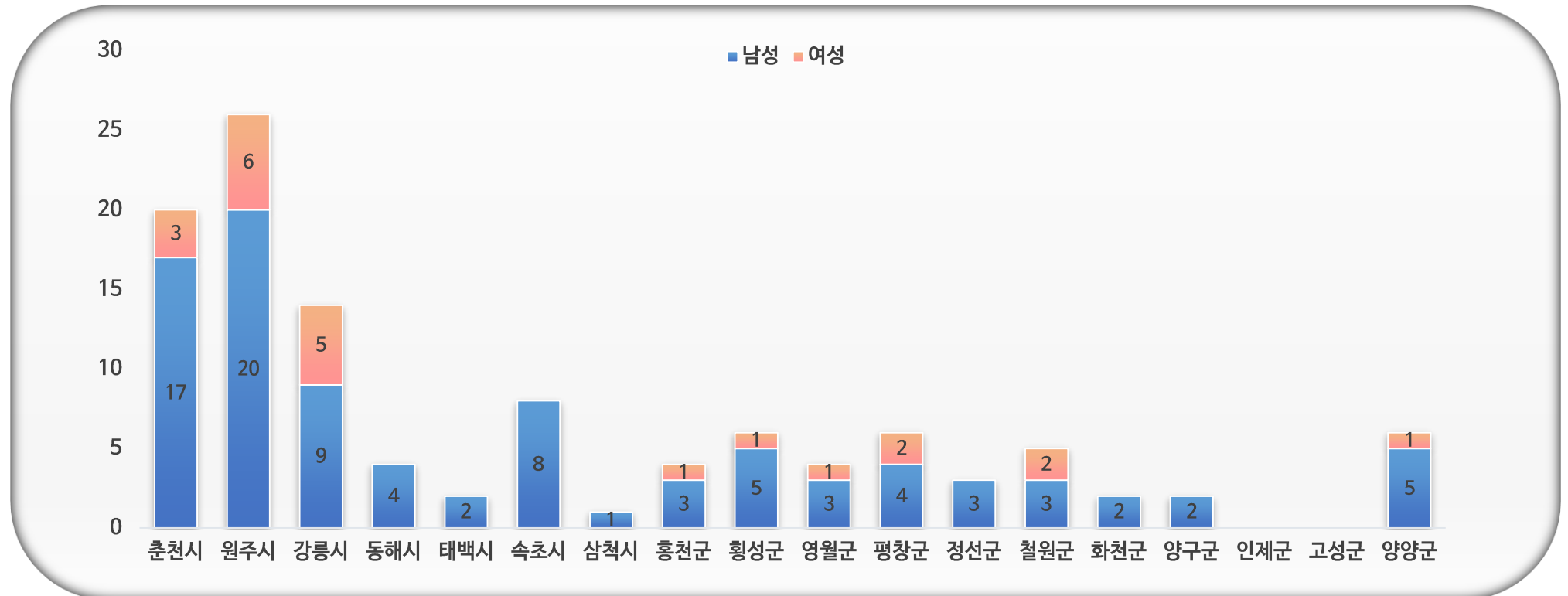
※ 강릉시, 동해시, 삼척시, 정선군, 양구군, 인제군, 고성군, 4월 자살사망자 “없음”





## 2019년 1-4월 | 시군별 | 자살사망자 수 | 성별

구분		춘천시	원주시	강릉시	동해시	태백시	속초시	삼척시	홍천군	횡성군	영월군	평창군	정선군	철원군	화천군	양구군	인제군	고성군	양양군	전체
남성	N	17	20	9	4	2	8	1	3	5	3	4	3	3	2	2	0	0	5	91
	%	85.0	76.9	64.3	100.0	100.0	100.0	100.0	75.0	83.3	75.0	66.7	100.0	60.0	100.0	100.0	0.0	0.0	83.3	80.5
여성	N	3	6	5	0	0	0	0	1	1	1	2	0	2	0	0	0	0	1	22
	%	15.0	23.1	35.7	0.0	0.0	0.0	0.0	25.0	16.7	25.0	33.3	0.0	40.0	0.0	0.0	0.0	0.0	16.7	19.5
전체	N	20	26	14	4	2	8	1	4	6	4	6	3	5	2	2	0	0	6	113
	%	100.0	100.0	100.0	100.0	100.0	100.0	100.0	100.0	100.0	100.0	100.0	100.0	100.0	100.0	100.0	0.0	0.0	100.0	100.0



[illegible]



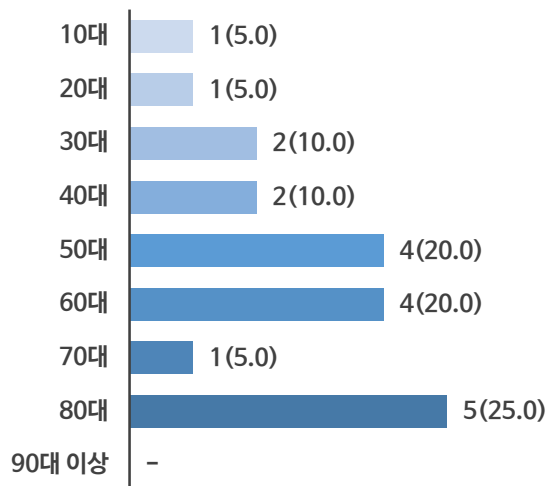
## 2019년 1-4월 | 시군별 | 자살사망자 수 | 연령대

구분		춘천시	원주시	강릉시	동해시	태백시	속초시	삼척시	홍천군	횡성군	영월군	평창군	정선군	철원군	화천군	양구군	인제군	고성군	양양군	전체
10대	N	1	0	0	0	0	0	0	0	0	0	0	0	0	0	0	0	0	0	1
	%	5.0	0.0	0.0	0.0	0.0	0.0	0.0	0.0	0.0	0.0	0.0	0.0	0.0	0.0	0.0	0.0	0.0	0.0	0.9
20대	N	1	2	0	1	1	0	0	0	0	0	0	0	1	0	1	0	0	0	7
	%	5.0	7.7	0.0	25.0	50.0	0.0	0.0	0.0	0.0	0.0	0.0	0.0	20.0	0.0	50.0	0.0	0.0	0.0	6.2
30대	N	2	4	2	1	0	0	1	0	0	0	0	0	0	0	0	0	0	0	10
	%	10.0	15.4	14.3	25.0	0.0	0.0	100.0	0.0	0.0	0.0	0.0	0.0	0.0	0.0	0.0	0.0	0.0	0.0	8.8
40대	N	2	7	2	0	0	1	0	0	2	0	0	0	0	1	1	0	0	1	17
	%	10.0	26.9	14.3	0.0	0.0	12.5	0.0	0.0	33.3	0.0	0.0	0.0	0.0	50.0	50.0	0.0	0.0	16.7	15.0
50대	N	4	4	4	1	0	4	0	0	1	1	3	2	0	1	0	0	0	3	28
	%	20.0	15.4	28.6	25.0	0.0	50.0	0.0	0.0	16.7	25.0	50.0	66.7	0.0	50.0	0.0	0.0	0.0	50.0	24.8
60대	N	4	5	1	0	1	1	0	2	1	1	1	0	0	0	0	0	0	1	18
	%	20.0	19.2	7.1	0.0	50.0	12.5	0.0	50.0	16.7	25.0	16.7	0.0	0.0	0.0	0.0	0.0	0.0	16.7	15.9
70대	N	1	3	3	1	0	2	0	1	1	2	0	1	3	0	0	0	0	0	18
	%	5.0	11.5	21.4	25.0	0.0	25.0	0.0	25.0	16.7	50.0	0.0	33.3	60.0	0.0	0.0	0.0	0.0	0.0	15.9
80대	N	5	1	2	0	0	0	0	1	1	0	2	0	1	0	0	0	0	1	14
	%	25.0	3.8	14.3	0.0	0.0	0.0	0.0	25.0	16.7	0.0	33.3	0.0	20.0	0.0	0.0	0.0	0.0	16.7	12.4
90대 이상	N	0	0	0	0	0	0	0	0	0	0	0	0	0	0	0	0	0	0	0
	%	0.0	0.0	0.0	0.0	0.0	0.0	0.0	0.0	0.0	0.0	0.0	0.0	0.0	0.0	0.0	0.0	0.0	0.0	0.0
전체	N	20	26	14	4	2	8	1	4	6	4	6	3	5	2	2	0	0	6	113
	%	100.0	100.0	100.0	100.0	100.0	100.0	100.0	100.0	100.0	100.0	100.0	100.0	100.0	100.0	100.0	0.0	0.0	100.0	100.0

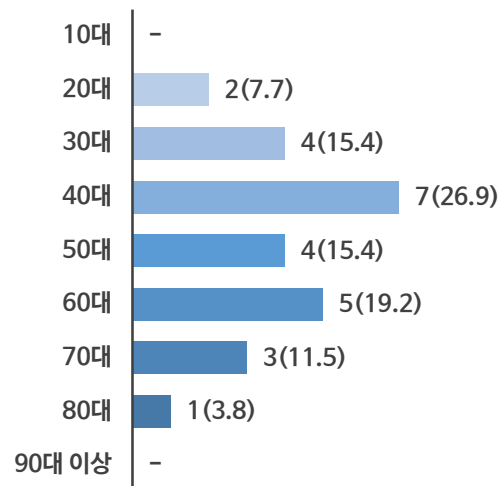


## 2019년 1-4월 | 시군별 | 자살사망자 수 | 연령대 : 시단위

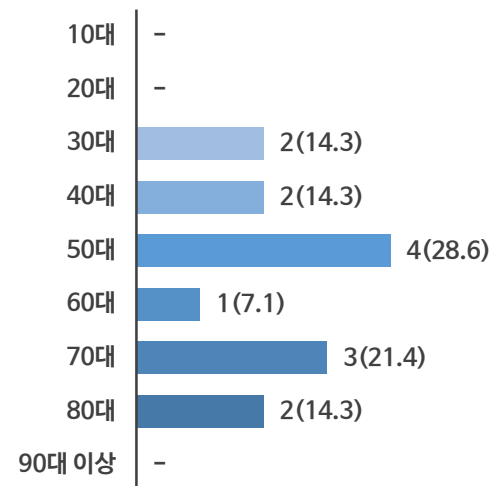
### 춘천시



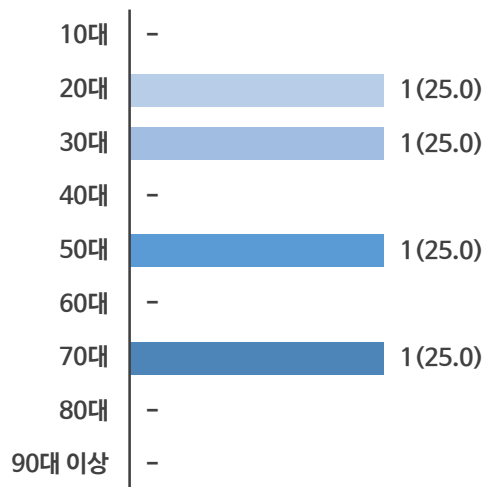
### 원주시



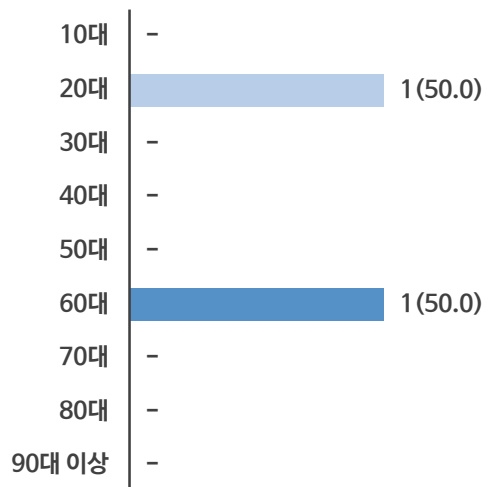
### 강릉시



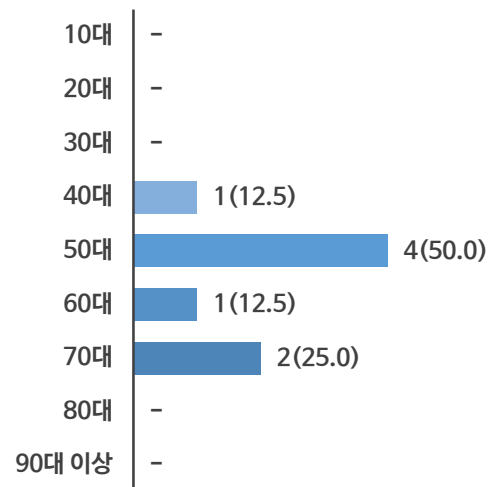
### 동해시




### 태백시



### 속초시



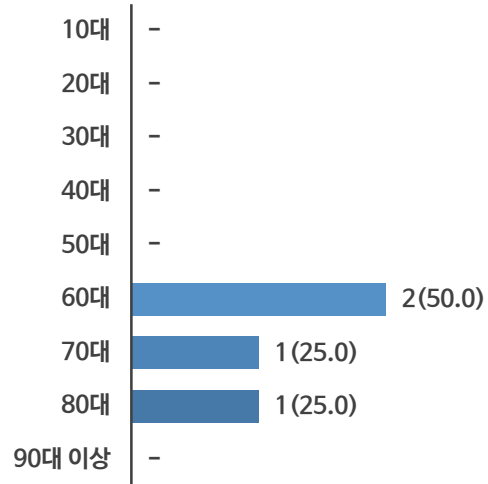
### 삼척시



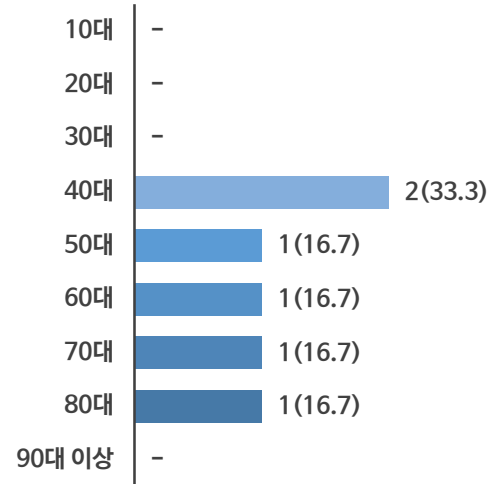


## 2019년 1-4월 | 시군별 | 자살사망자 수 | 연령대 : 군단위

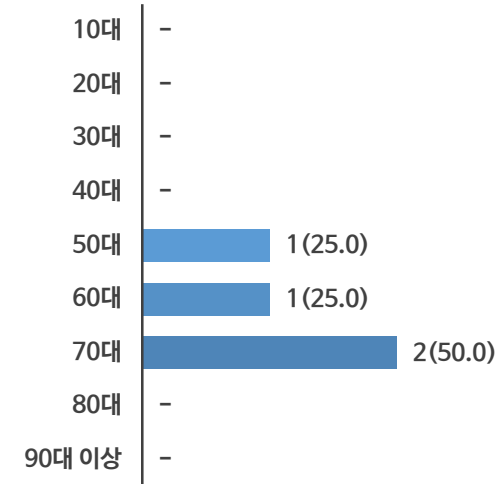
### 홍천군



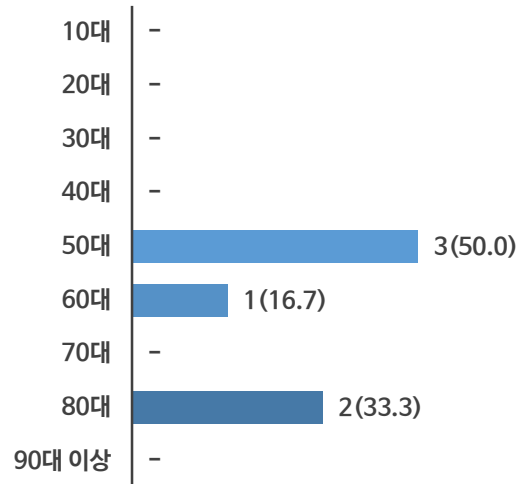
### 횡성군



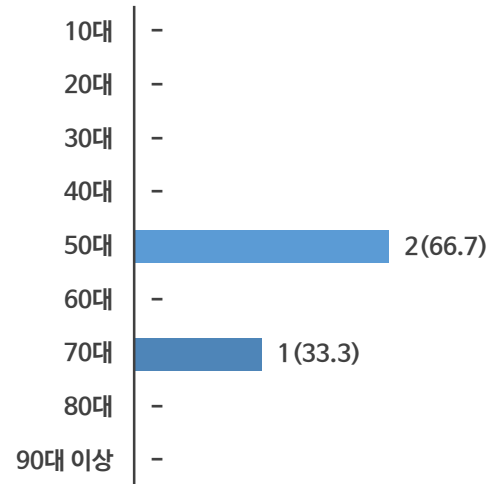
### 영월군



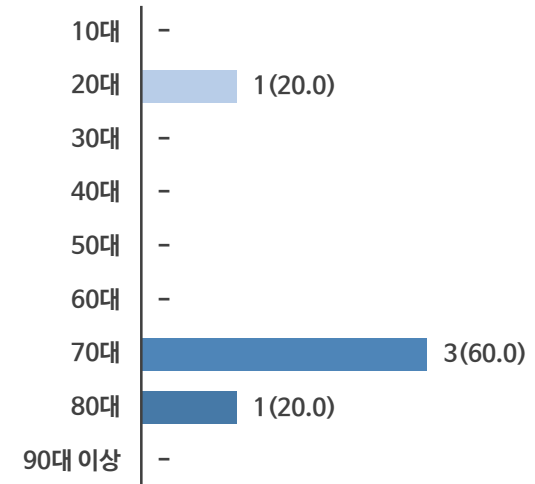
### 평창군



### 정선군



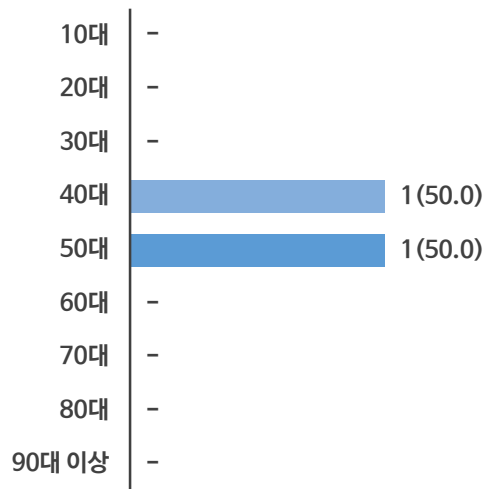
### 철원군



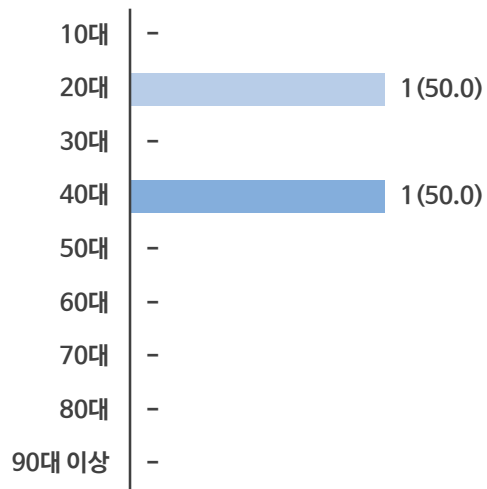


## 2019년 1-4월 | 시군별 | 자살사망자 수 | 연령대 : 군단위

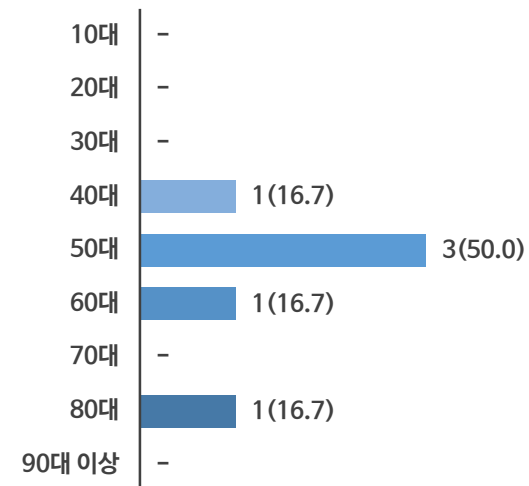
화천군



양구군



양양군

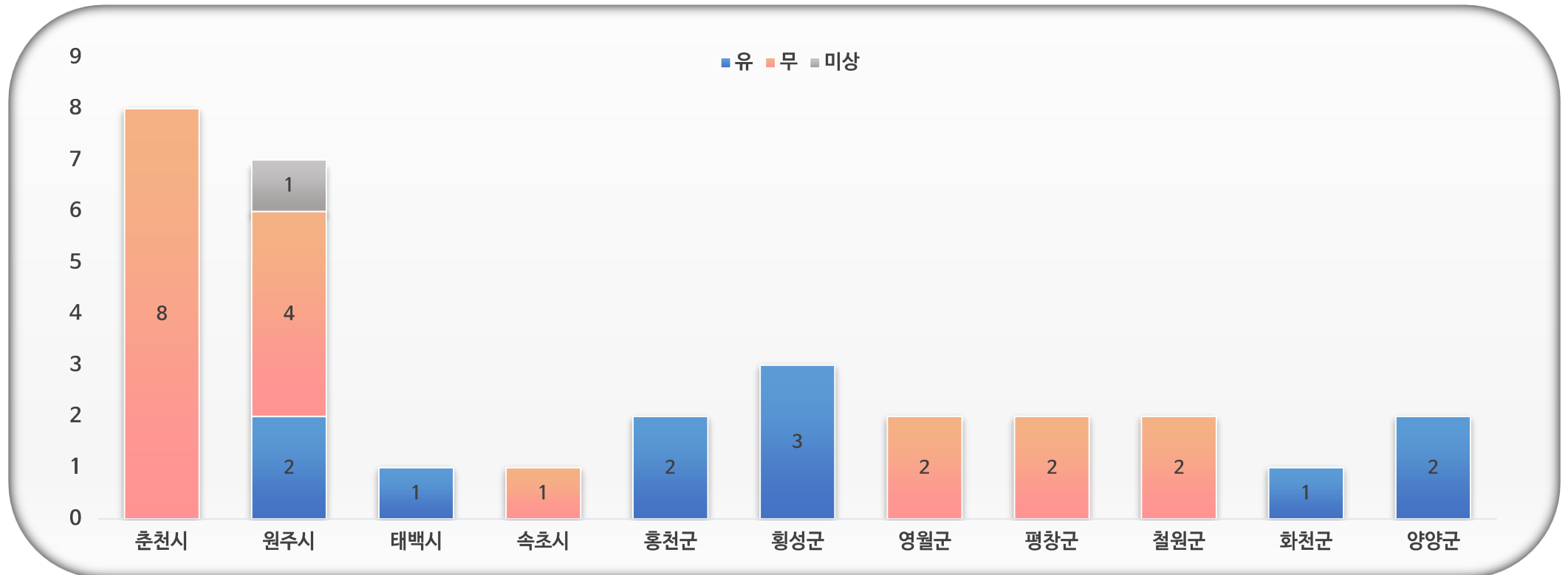






## 2019년 4월 시군별 | 자살사망자 수 | 직업유무

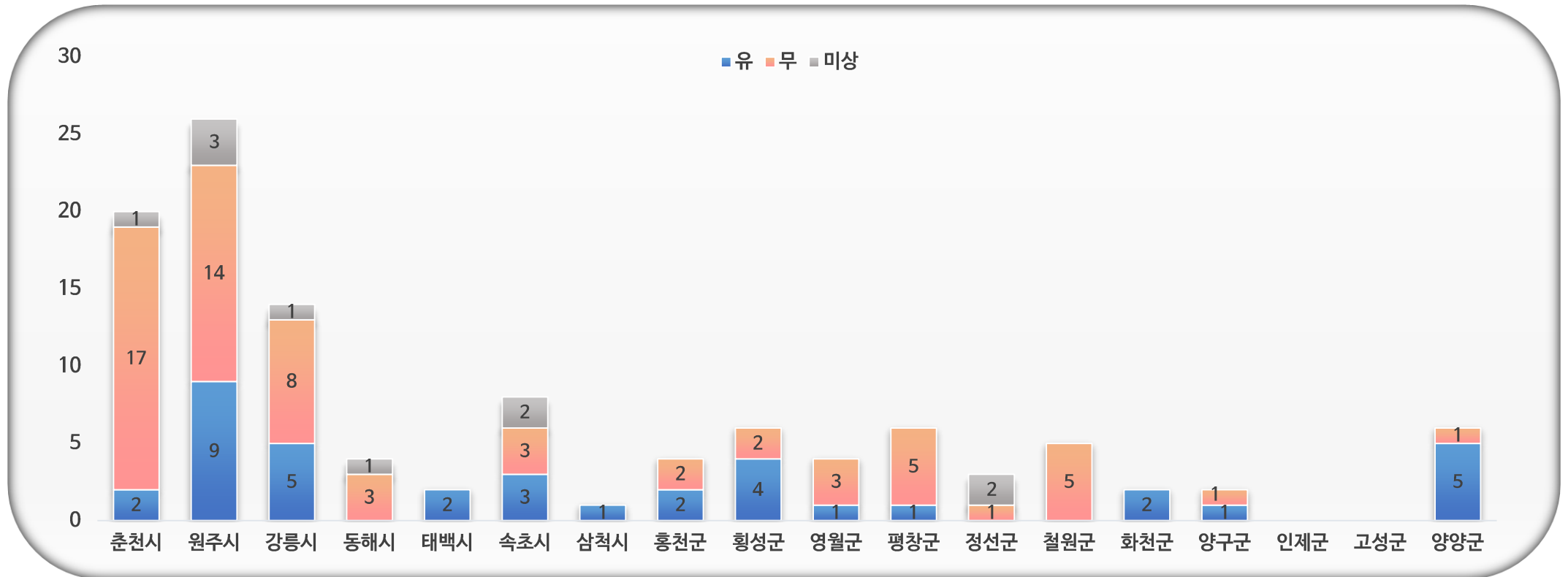
구분		춘천시	원주시	태백시	속초시	홍천군	횡성군	영월군	평창군	철원군	화천군	양양군	전체
유	N	0	2	1	0	2	3	0	0	0	1	2	11
	%	0.0	28.6	100.0	0.0	100.0	100.0	0.0	0.0	0.0	100.0	100.0	35.5
무	N	8	4	0	1	0	0	2	2	2	0	0	19
	%	100.0	57.1	0.0	100.0	0.0	0.0	100.0	100.0	100.0	0.0	0.0	61.3
미상	N	0	1	0	0	0	0	0	0	0	0	0	1
	%	0.0	14.3	0.0	0.0	0.0	0.0	0.0	0.0	0.0	0.0	0.0	3.2
전체	N	8	7	1	1	2	3	2	2	2	1	2	31
	%	100.0	100.0	100.0	100.0	100.0	100.0	100.0	100.0	100.0	100.0	100.0	100.0





## 2019년 1-4월 | 시군별 | 자살사망자 수 | 직업유무

구분		춘천시	원주시	강릉시	동해시	태백시	속초시	삼척시	홍천군	횡성군	영월군	평창군	정선군	철원군	화천군	양구군	인제군	고성군	양양군	전체
유	N	2	9	5	0	2	3	1	2	4	1	1	0	0	2	1	0	0	5	38
	%	10.0	34.6	35.7	0.0	100.0	37.5	100.0	50.0	66.7	25.0	16.7	0.0	0.0	100.0	50.0	0.0	0.0	83.3	33.6
무	N	17	14	8	3	0	3	0	2	2	3	5	1	5	0	1	0	0	1	65
	%	85.0	53.8	57.1	75.0	0.0	37.5	0.0	50.0	33.3	75.0	83.3	33.3	100.0	0.0	50.0	0.0	0.0	16.7	57.5
미상	N	1	3	1	1	0	2	0	0	0	0	0	2	0	0	0	0	0	0	10
	%	5.0	11.5	7.1	25.0	0.0	25.0	0.0	0.0	0.0	0.0	0.0	66.7	0.0	0.0	0.0	0.0	0.0	0.0	8.8
전체	N	20	26	14	4	2	8	1	4	6	4	6	3	5	2	2	0	0	6	113
	%	100.0	100.0	100.0	100.0	100.0	100.0	100.0	100.0	100.0	100.0	100.0	100.0	100.0	100.0	100.0	0.0	0.0	100.0	100.0



[illegible]

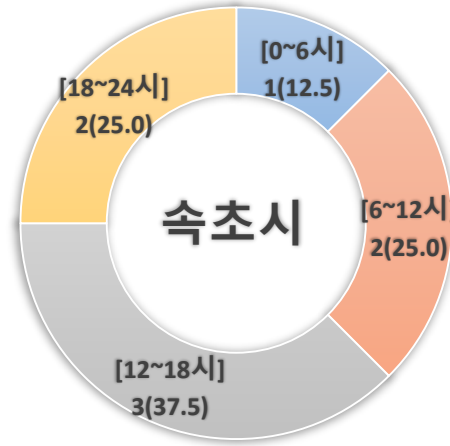
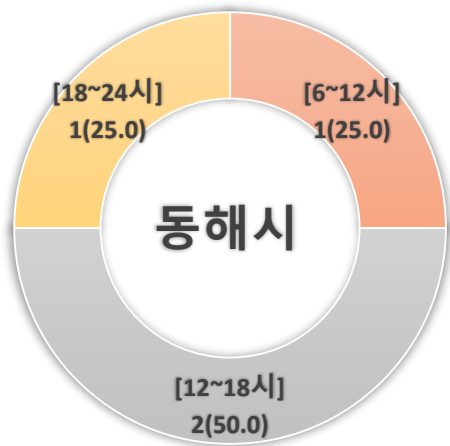
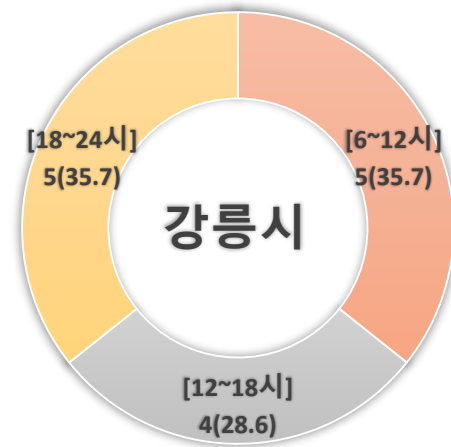
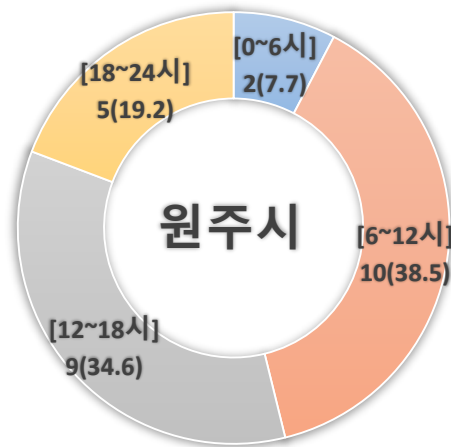
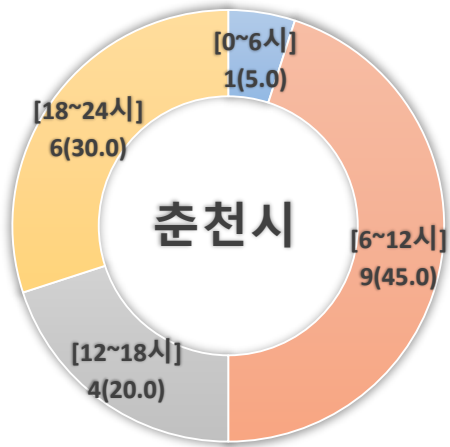


## 2019년 1-4월 | 시군별 | 자살사망자 수 | 사망시간

구분		춘천시	원주시	강릉시	동해시	태백시	속초시	삼척시	홍천군	횡성군	영월군	평창군	정선군	철원군	화천군	양구군	인제군	고성군	양양군	전체
0~6시	N	1	2	0	0	0	1	1	0	0	0	0	0	0	0	1	0	0	0	6
	%	5.0	7.7	0.0	0.0	0.0	12.5	100.0	0.0	0.0	0.0	0.0	0.0	0.0	0.0	50.0	0.0	0.0	0.0	5.3
6~12시	N	9	10	5	1	1	2	0	1	3	4	3	0	0	1	1	0	0	0	41
	%	45.0	38.5	35.7	25.0	50.0	25.0	0.0	25.0	50.0	100.0	50.0	0.0	0.0	50.0	50.0	0.0	0.0	0.0	36.3
12~18시	N	4	9	4	2	1	3	0	2	0	0	3	2	4	0	0	0	0	3	37
	%	20.0	34.6	28.6	50.0	50.0	37.5	0.0	50.0	0.0	0.0	50.0	66.7	80.0	0.0	0.0	0.0	0.0	50.0	32.7
18~24시	N	6	5	5	1	0	2	0	1	3	0	0	1	1	1	0	0	0	3	29
	%	30.0	19.2	35.7	25.0	0.0	25.0	0.0	25.0	50.0	0.0	0.0	33.3	20.0	50.0	0.0	0.0	0.0	50.0	25.7
전체	N	20	26	14	4	2	8	1	4	6	4	6	3	5	2	2	0	0	6	113
	%	100.0	100.0	100.0	100.0	100.0	100.0	100.0	100.0	100.0	100.0	100.0	100.0	100.0	100.0	100.0	0.0	0.0	100.0	100.0

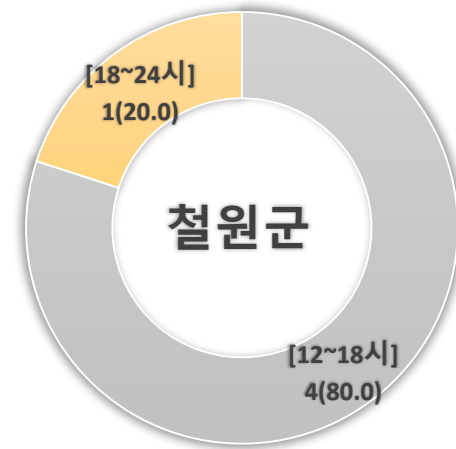
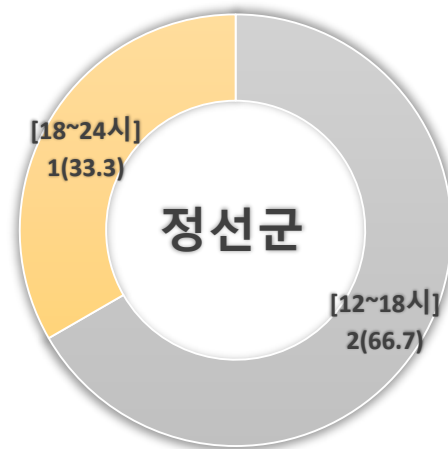
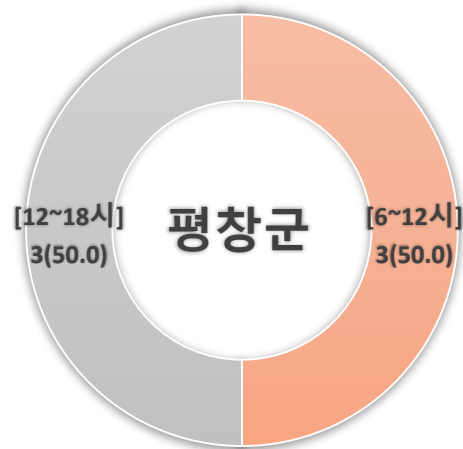
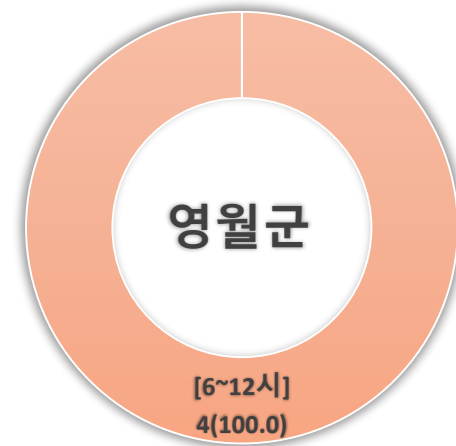
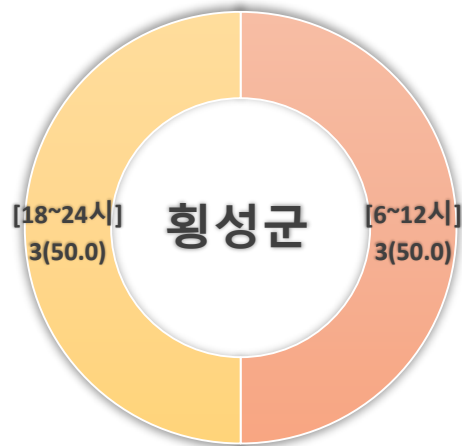
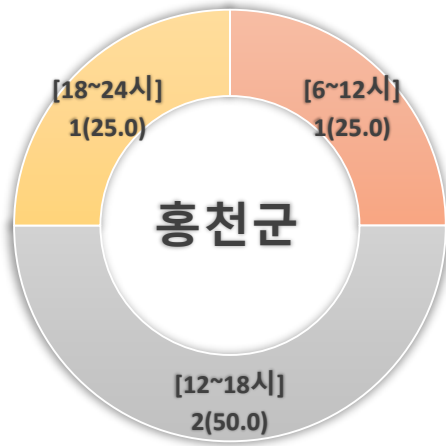


## 2019년 1-4월 | 시군별 | 자살사망자 수 | 사망시간 : 시간단위



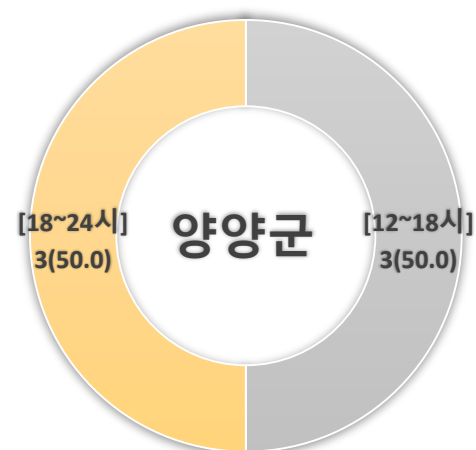
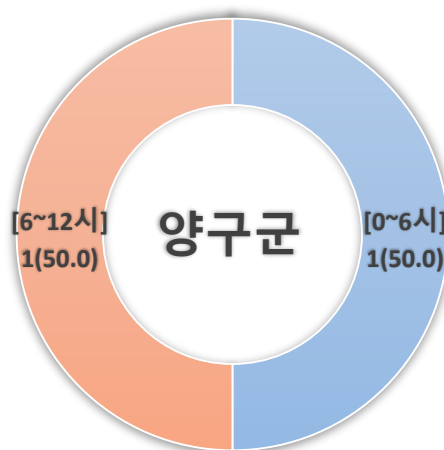
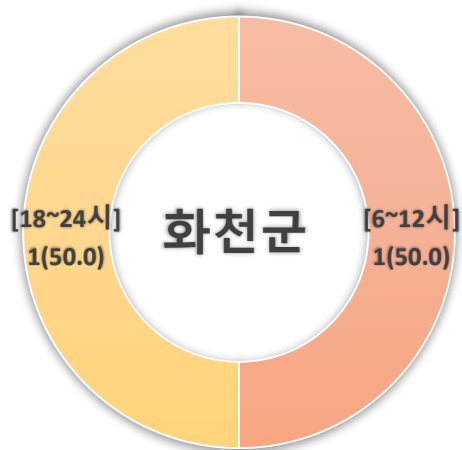


## 2019년 1-4월 | 시군별 | 자살사망자 수 | 사망시간 : 군단위





## 2019년 1-4월 | 시군별 | 자살사망자 수 | 사망시간 : 군단위



[illegible]





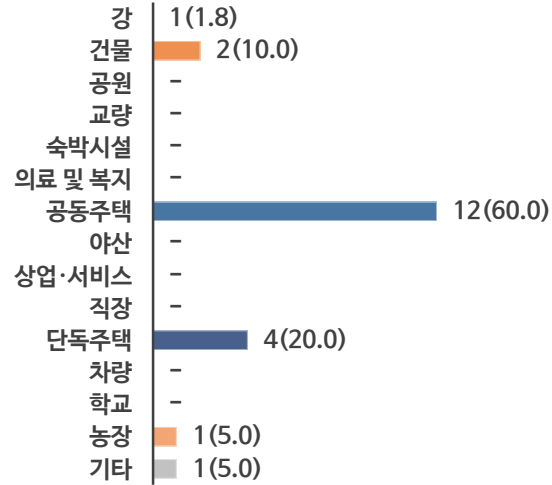
# 2019년 1-4월 | 시군별 | 자살사망자 수 | 사망장소

구분		춘천시	원주시	강릉시	동해시	태백시	속초시	삼척시	홍천군	횡성군	영월군	평창군	정선군	철원군	화천군	양구군	인제군	고성군	양양군	전체
강	N	0	0	0	0	0	0	0	0	0	0	0	0	0	0	0	0	0	0	0
	%	0.0	0.0	0.0	0.0	0.0	0.0	0.0	0.0	0.0	0.0	0.0	0.0	0.0	0.0	0.0	0.0	0.0	0.0	0.0
건물	N	2	1	1	0	0	1	0	0	0	0	0	1	1	0	0	0	0	2	9
	%	10.0	3.8	7.1	0.0	0.0	12.5	0.0	0.0	0.0	0.0	0.0	33.3	20.0	0.0	0.0	0.0	0.0	33.3	8.0
공원	N	0	0	1	0	0	0	0	0	0	0	0	1	0	0	0	0	0	0	2
	%	0.0	0.0	7.1	0.0	0.0	0.0	0.0	0.0	0.0	0.0	0.0	33.3	0.0	0.0	0.0	0.0	0.0	0.0	1.8
교량	N	0	0	0	0	0	0	0	0	1	0	0	0	0	0	0	0	0	0	1
	%	0.0	0.0	0.0	0.0	0.0	0.0	0.0	0.0	16.7	0.0	0.0	0.0	0.0	0.0	0.0	0.0	0.0	0.0	0.9
숙박시설	N	0	1	0	0	0	0	0	0	0	0	0	0	0	0	0	0	0	0	1
	%	0.0	3.8	0.0	0.0	0.0	0.0	0.0	0.0	0.0	0.0	0.0	0.0	0.0	0.0	0.0	0.0	0.0	0.0	0.9
의료 및 복지기관	N	0	0	0	0	0	0	0	0	0	0	1	0	0	0	0	0	0	0	1
	%	0.0	0.0	0.0	0.0	0.0	0.0	0.0	0.0	0.0	0.0	16.7	0.0	0.0	0.0	0.0	0.0	0.0	0.0	0.9
공동주택	N	12	11	5	2	0	3	1	0	0	1	2	0	0	0	1	0	0	0	38
	%	60.0	42.3	35.7	50.0	0.0	37.5	100.0	0.0	0.0	25.0	33.3	0.0	0.0	0.0	50.0	0.0	0.0	0.0	33.6
야산	N	0	3	1	0	0	1	0	2	1	0	0	0	0	0	0	0	0	0	8
	%	0.0	11.5	7.1	0.0	0.0	12.5	0.0	50.0	16.7	0.0	0.0	0.0	0.0	0.0	0.0	0.0	0.0	0.0	7.1
상업 서비스시설	N	0	0	1	0	0	0	0	0	0	0	0	0	0	0	0	0	0	0	1
	%	0.0	0.0	7.1	0.0	0.0	0.0	0.0	0.0	0.0	0.0	0.0	0.0	0.0	0.0	0.0	0.0	0.0	0.0	0.9
직장	N	0	1	1	0	0	1	0	1	1	0	0	0	0	0	0	0	0	0	5
	%	0.0	3.8	7.1	0.0	0.0	12.5	0.0	25.0	16.7	0.0	0.0	0.0	0.0	0.0	0.0	0.0	0.0	0.0	4.4
단독주택	N	4	7	3	1	2	1	0	1	2	2	3	1	3	2	1	0	0	4	37
	%	20.0	26.9	21.4	25.0	100.0	12.5	0.0	25.0	33.3	50.0	50.0	33.3	60.0	100.0	50.0	0.0	0.0	66.7	32.7
차량	N	0	0	0	1	0	1	0	0	0	0	0	0	0	0	0	0	0	0	2
	%	0.0	0.0	0.0	25.0	0.0	12.5	0.0	0.0	0.0	0.0	0.0	0.0	0.0	0.0	0.0	0.0	0.0	0.0	1.8
학교	N	0	0	0	0	0	0	0	0	0	0	0	0	0	0	0	0	0	0	0
	%	0.0	0.0	0.0	0.0	0.0	0.0	0.0	0.0	0.0	0.0	0.0	0.0	0.0	0.0	0.0	0.0	0.0	0.0	0.0
농장	N	1	1	0	0	0	0	0	0	1	1	0	0	1	0	0	0	0	0	5
	%	5.0	3.8	0.0	0.0	0.0	0.0	0.0	0.0	16.7	25.0	0.0	0.0	20.0	0.0	0.0	0.0	0.0	0.0	4.4
기타 (노상, 주차장 등)	N	1	1	1	0	0	0	0	0	0	0	0	0	0	0	0	0	0	0	3
	%	5.0	3.8	7.1	0.0	0.0	0.0	0.0	0.0	0.0	0.0	0.0	0.0	0.0	0.0	0.0	0.0	0.0	0.0	2.7
전체	N	20	26	14	4	2	8	1	4	6	4	6	3	5	2	2	0	0	6	113
	%	100.0	100.0	100.0	100.0	100.0	100.0	100.0	100.0	100.0	100.0	100.0	100.0	100.0	100.0	100.0	0.0	0.0	100.0	100.0

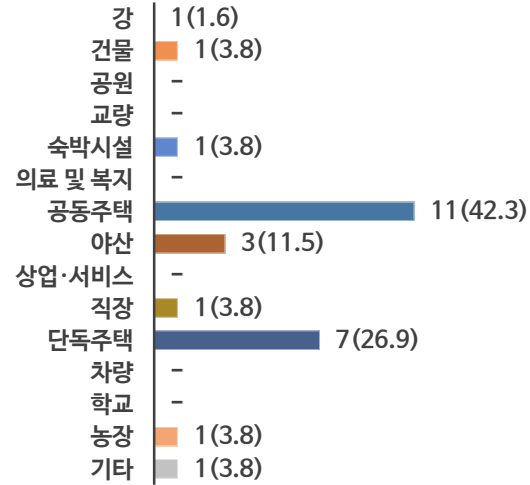


## 2019년 1-4월 | 시군별 | 자살사망자 수 | 사망장소 : 시단위

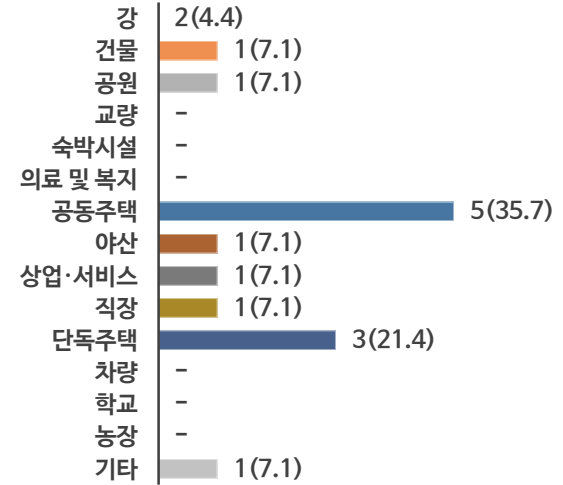
### 춘천시



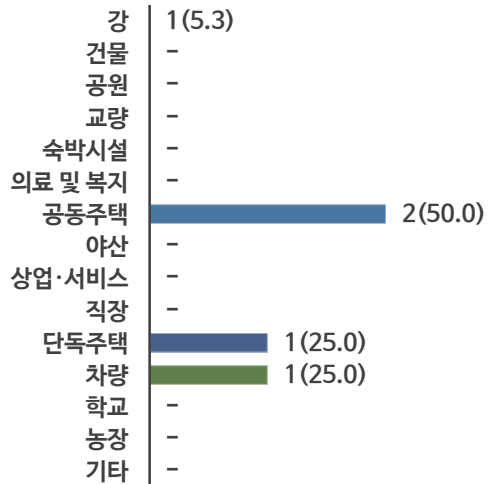
### 원주시




### 강릉시



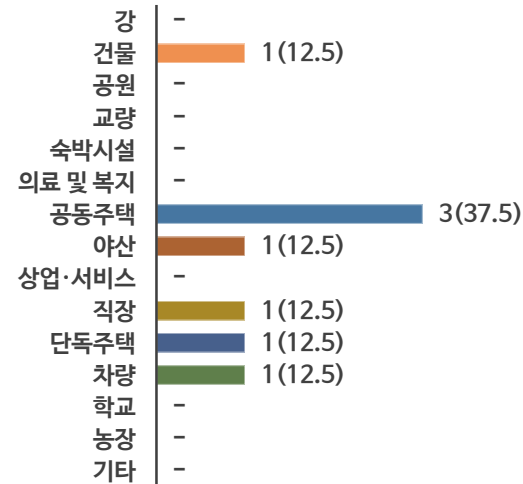
### 동해시




### 태백시



### 속초시



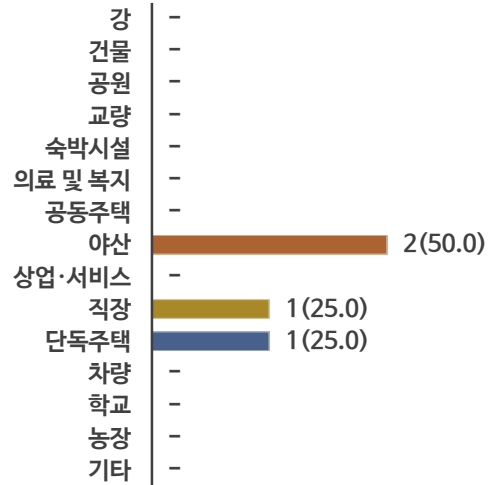
### 삼척시



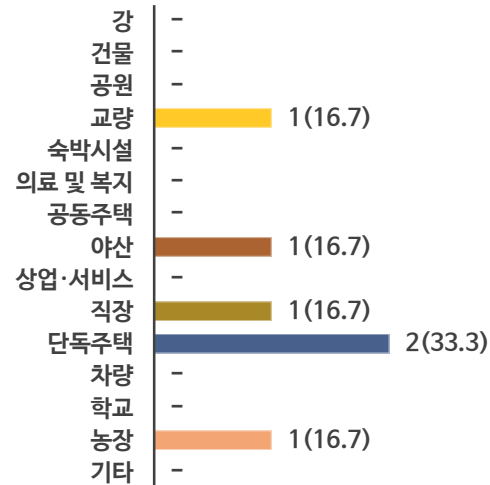


## 2019년 1-4월 | 시군별 | 자살사망자 수 | 사망장소 : 군단위

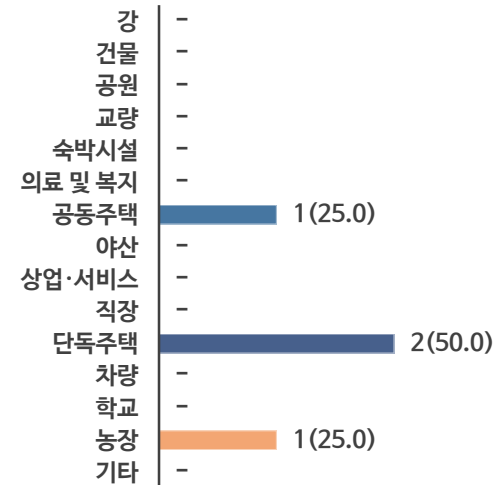
### 홍천군



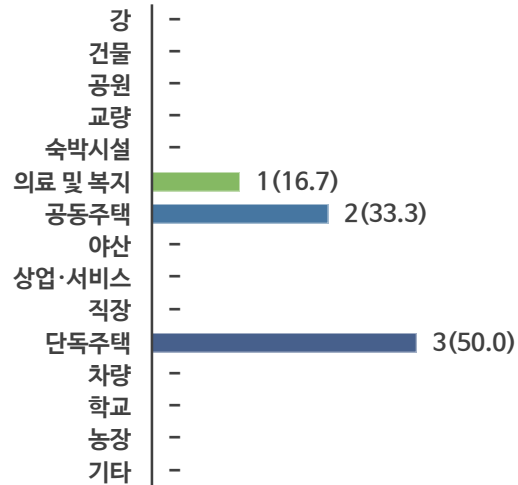
### 횡성군



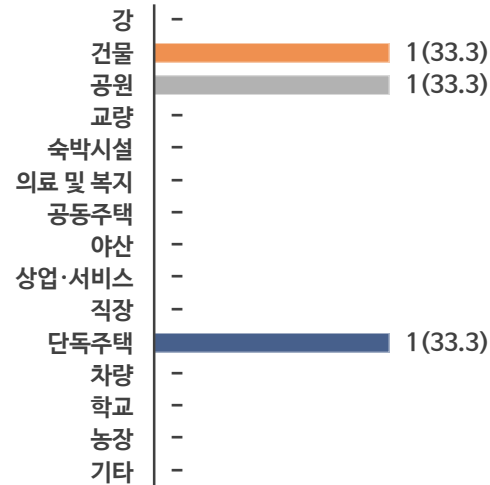
### 영월군



### 평창군



### 정선군




### 철원군






## 2019년 1-4월 | 시군별 | 자살사망자 수 | 사망장소 : 군단위

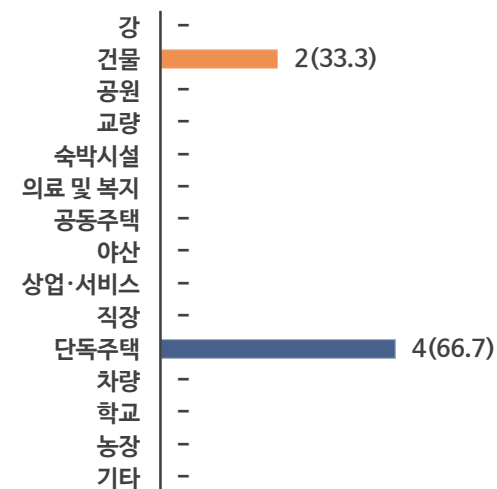
### 화천군



### 양구군



### 양양군



[illegible]



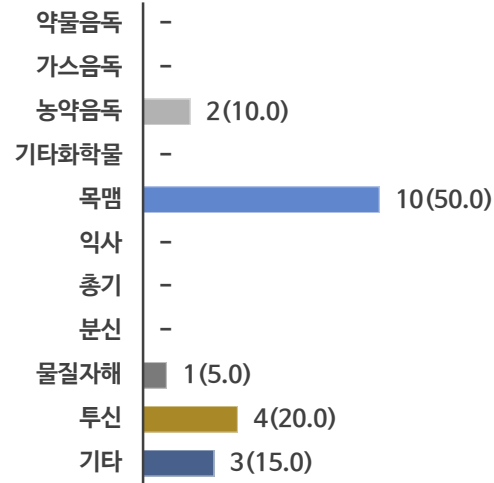
# 2019년 1-4월 | 시군별 | 자살사망자 수 | 사망방법

구분		춘천시	원주시	강릉시	동해시	태백시	속초시	삼척시	홍천군	횡성군	영월군	평창군	정선군	철원군	화천군	양구군	인제군	고성군	양양군	전체
약물음독	N	0	1	0	0	0	0	0	0	0	0	0	0	0	0	0	0	0	0	1
	%	0.0	3.8	0.0	0.0	0.0	0.0	0.0	0.0	0.0	0.0	0.0	0.0	0.0	0.0	0.0	0.0	0.0	0.0	0.9
가스음독	N	0	2	0	2	0	0	0	0	0	1	0	0	1	1	1	0	0	0	8
	%	0.0	7.7	0.0	50.0	0.0	0.0	0.0	0.0	0.0	25.0	0.0	0.0	20.0	50.0	50.0	0.0	0.0	0.0	7.1
농약음독	N	2	1	1	0	1	0	0	1	1	1	0	0	0	0	0	0	0	1	9
	%	10.0	3.8	7.1	0.0	50.0	0.0	0.0	25.0	16.7	25.0	0.0	0.0	0.0	0.0	0.0	0.0	0.0	16.7	8.0
기타화학물 음독	N	0	0	0	0	0	0	0	0	0	0	0	0	0	0	0	0	0	0	0
	%	0.0	0.0	0.0	0.0	0.0	0.0	0.0	0.0	0.0	0.0	0.0	0.0	0.0	0.0	0.0	0.0	0.0	0.0	0.0
목매	N	10	20	13	1	1	6	0	3	5	1	5	3	4	1	1	0	0	5	79
	%	50.0	76.9	92.9	25.0	50.0	75.0	0.0	75.0	83.3	25.0	83.3	100.0	80.0	50.0	50.0	0.0	0.0	83.3	69.9
익사	N	0	0	0	0	0	0	0	0	0	0	0	0	0	0	0	0	0	0	0
	%	0.0	0.0	0.0	0.0	0.0	0.0	0.0	0.0	0.0	0.0	0.0	0.0	0.0	0.0	0.0	0.0	0.0	0.0	0.0
총기	N	0	0	0	0	0	0	0	0	0	0	0	0	0	0	0	0	0	0	0
	%	0.0	0.0	0.0	0.0	0.0	0.0	0.0	0.0	0.0	0.0	0.0	0.0	0.0	0.0	0.0	0.0	0.0	0.0	0.0
분신	N	0	0	0	0	0	0	0	0	0	0	0	0	0	0	0	0	0	0	0
	%	0.0	0.0	0.0	0.0	0.0	0.0	0.0	0.0	0.0	0.0	0.0	0.0	0.0	0.0	0.0	0.0	0.0	0.0	0.0
물질자해 (예기/둔기)	N	1	0	0	0	0	0	0	0	0	0	0	0	0	0	0	0	0	0	1
	%	5.0	0.0	0.0	0.0	0.0	0.0	0.0	0.0	0.0	0.0	0.0	0.0	0.0	0.0	0.0	0.0	0.0	0.0	0.9
투신 (추락/충돌)	N	4	1	0	1	0	1	1	0	0	0	1	0	0	0	0	0	0	0	9
	%	20.0	3.8	0.0	25.0	0.0	12.5	100.0	0.0	0.0	0.0	16.7	0.0	0.0	0.0	0.0	0.0	0.0	0.0	8.0
기타	N	3	1	0	0	0	1	0	0	0	1	0	0	0	0	0	0	0	0	6
	%	15.0	3.8	0.0	0.0	0.0	12.5	0.0	0.0	0.0	25.0	0.0	0.0	0.0	0.0	0.0	0.0	0.0	0.0	5.3
전체	N	20	26	14	4	2	8	1	4	6	4	6	3	5	2	2	0	0	6	113
	%	100.0	100.0	100.0	100.0	100.0	100.0	100.0	100.0	100.0	100.0	100.0	100.0	100.0	100.0	100.0	0.0	0.0	100.0	100.0

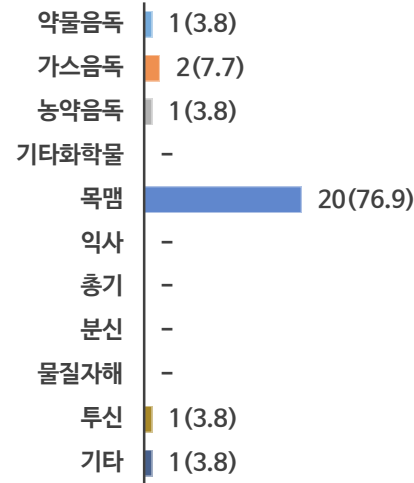


## 2019년 1-4월 시군별 | 자살사망자 수 | 사망방법 : 시단위

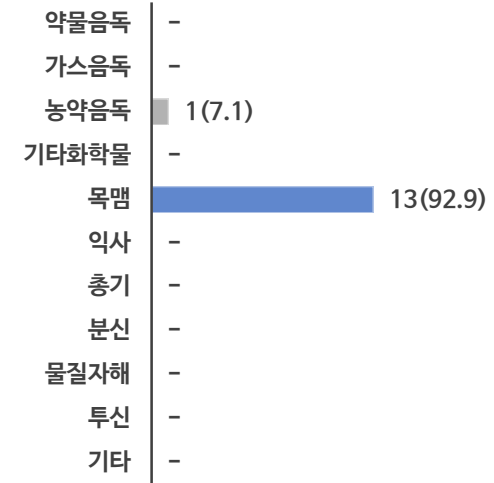
### 춘천시



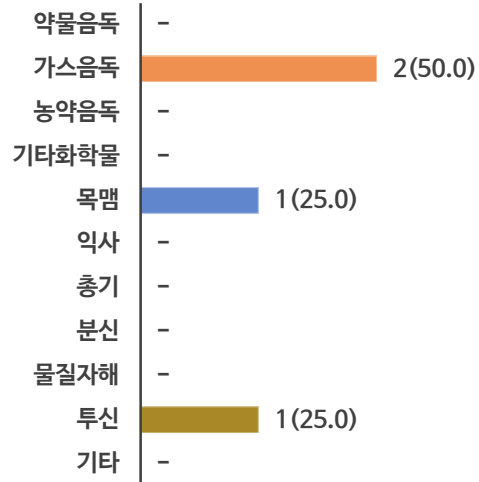
### 원주시



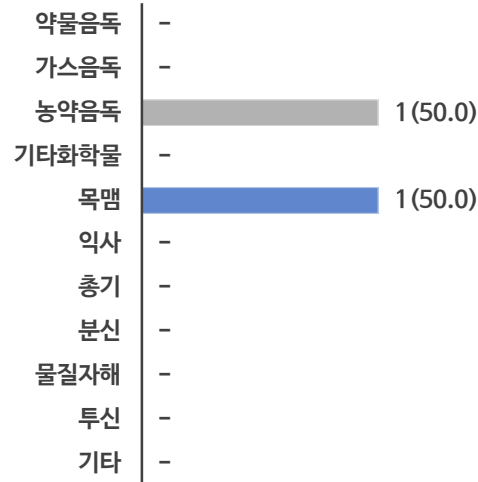
### 강릉시



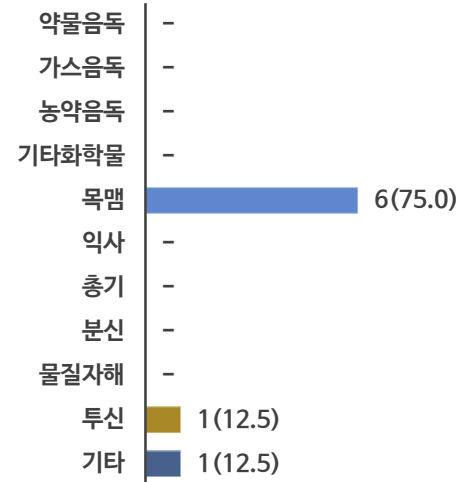
### 동해시



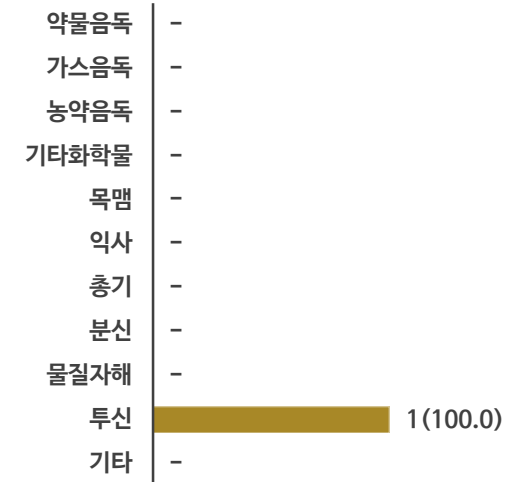
### 태백시



### 속초시



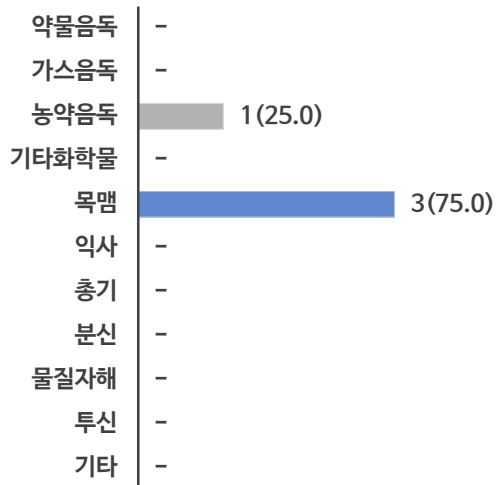
### 삼척시



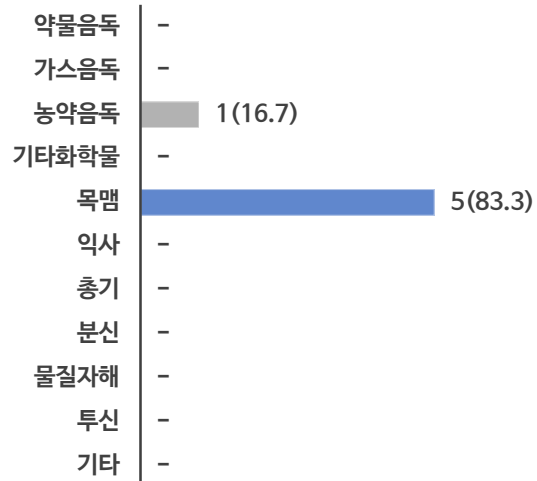


## 2019년 1-4월 | 시군별 | 자살사망자 수 | 사망방법 : 군단위

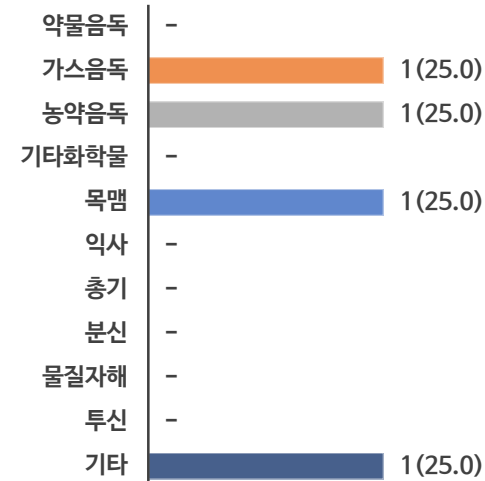
### 홍천군



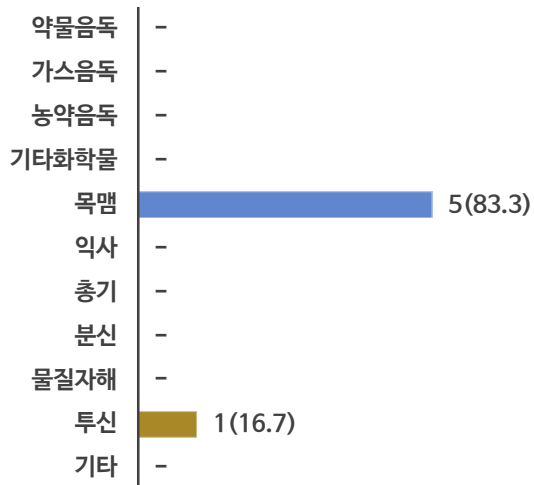
### 횡성군



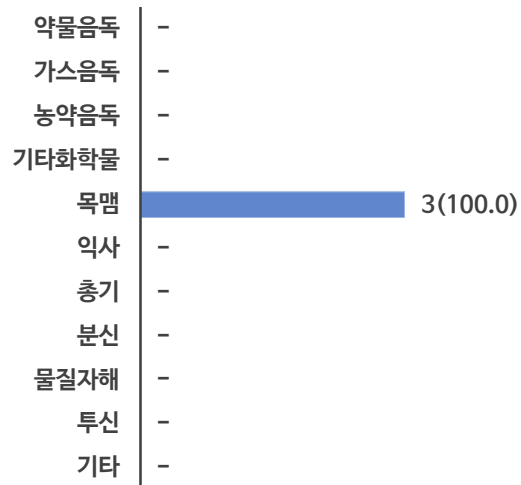
### 영월군



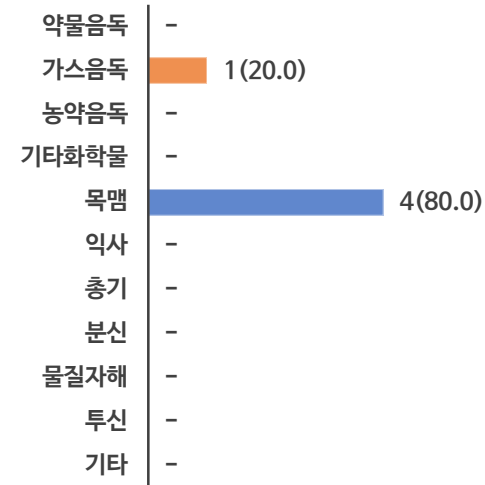
### 평창군



### 정선군



### 철원군

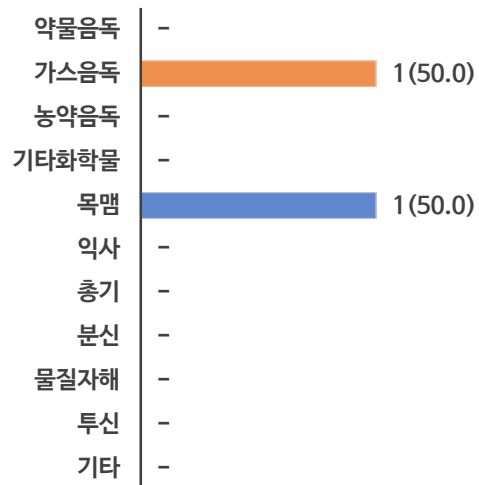




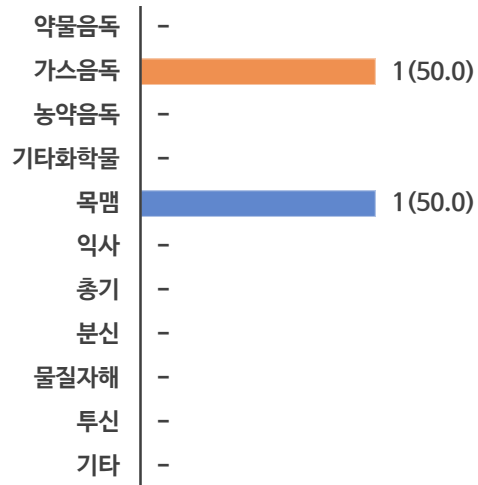


## 2019년 1-4월 시군별 | 자살사망자 수 | 사망방법 : 군단위

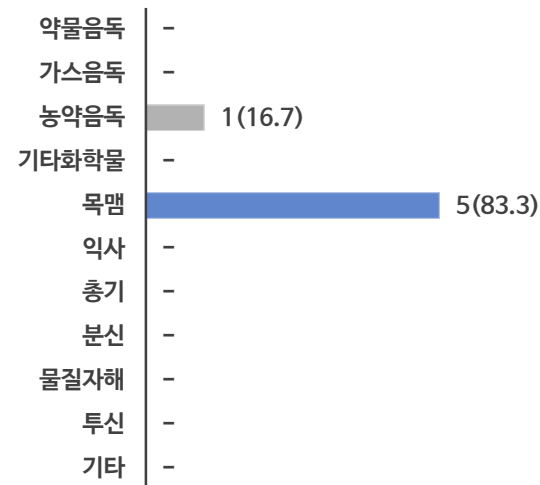
### 화천군



### 양구군



### 양양군



[illegible]



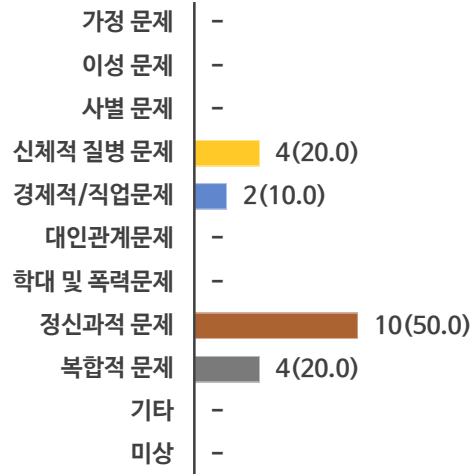
# 2019년 1-4월 | 시군별 | 자살사망자 수 | 자살동기

구분		춘천시	원주시	강릉시	동해시	태백시	속초시	삼척시	홍천군	횡성군	영월군	평창군	정선군	철원군	화천군	양구군	인제군	고성군	양양군	전체
가정 문제	N	0	1	1	0	0	1	0	1	0	0	0	1	0	0	1	0	0	0	6
	%	0.0	3.8	7.1	0.0	0.0	12.5	0.0	25.0	0.0	0.0	0.0	33.3	0.0	0.0	50.0	0.0	0.0	0.0	5.3
이성 문제	N	0	1	0	0	0	0	0	0	0	0	0	0	0	0	0	0	0	0	1
	%	0.0	3.8	0.0	0.0	0.0	0.0	0.0	0.0	0.0	0.0	0.0	0.0	0.0	0.0	0.0	0.0	0.0	0.0	0.9
사별 문제	N	0	0	0	0	0	0	0	0	0	0	0	0	0	0	0	0	0	1	1
	%	0.0	0.0	0.0	0.0	0.0	0.0	0.0	0.0	0.0	0.0	0.0	0.0	0.0	0.0	0.0	0.0	0.0	16.7	0.9
신체적 질병 문제	N	4	2	3	1	0	0	0	2	1	2	3	0	3	0	0	0	0	0	21
	%	20.0	7.7	21.4	25.0	0.0	0.0	0.0	50.0	16.7	50.0	50.0	0.0	60.0	0.0	0.0	0.0	0.0	0.0	18.6
경제적 또는 직업 문제	N	2	3	3	1	1	1	0	1	2	0	1	0	0	0	0	0	0	0	15
	%	10.0	11.5	21.4	25.0	50.0	12.5	0.0	25.0	33.3	0.0	16.7	0.0	0.0	0.0	0.0	0.0	0.0	0.0	13.3
대인관계문제	N	0	0	0	0	0	0	1	0	0	0	0	0	0	0	0	0	0	0	1
	%	0.0	0.0	0.0	0.0	0.0	0.0	100.0	0.0	0.0	0.0	0.0	0.0	0.0	0.0	0.0	0.0	0.0	0.0	0.9
학대 및 폭력 문제	N	0	0	0	0	0	0	0	0	0	0	0	0	0	0	0	0	0	0	0
	%	0.0	0.0	0.0	0.0	0.0	0.0	0.0	0.0	0.0	0.0	0.0	0.0	0.0	0.0	0.0	0.0	0.0	0.0	0.0
정신과적 문제	N	10	7	4	1	0	2	0	0	0	0	1	0	0	0	1	0	0	2	28
	%	50.0	26.9	28.6	25.0	0.0	25.0	0.0	0.0	0.0	0.0	16.7	0.0	0.0	0.0	50.0	0.0	0.0	33.3	24.8
복합적 문제	N	4	12	2	1	1	4	0	0	3	1	1	2	2	2	0	0	0	2	37
	%	20.0	46.2	14.3	25.0	50.0	50.0	0.0	0.0	50.0	25.0	16.7	66.7	40.0	100.0	0.0	0.0	0.0	33.3	32.7
기타	N	0	0	0	0	0	0	0	0	0	1	0	0	0	0	0	0	0	0	1
	%	0.0	0.0	0.0	0.0	0.0	0.0	0.0	0.0	0.0	25.0	0.0	0.0	0.0	0.0	0.0	0.0	0.0	0.0	0.9
미상	N	0	0	1	0	0	0	0	0	0	0	0	0	0	0	0	0	0	1	2
	%	0.0	0.0	7.1	0.0	0.0	0.0	0.0	0.0	0.0	0.0	0.0	0.0	0.0	0.0	0.0	0.0	0.0	16.7	1.8
전체	N	20	26	14	4	2	8	1	4	6	4	6	3	5	2	2	0	0	6	113
	%	100.0	100.0	100.0	100.0	100.0	100.0	100.0	100.0	100.0	100.0	100.0	100.0	100.0	100.0	100.0	0.0	0.0	100.0	100.0

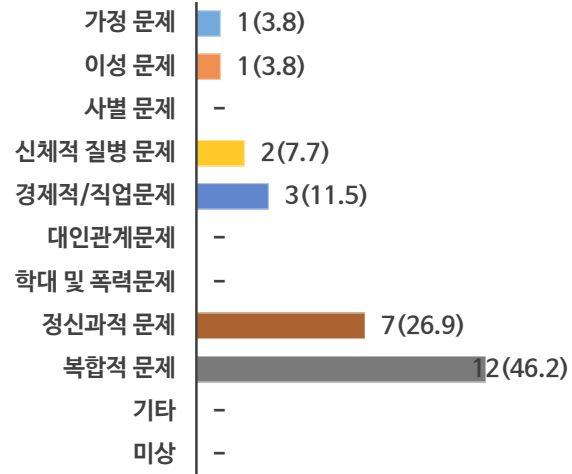


## 2019년 1-4월 | 시군별 | 자살사망자 수 | 자살동기 : 시단위

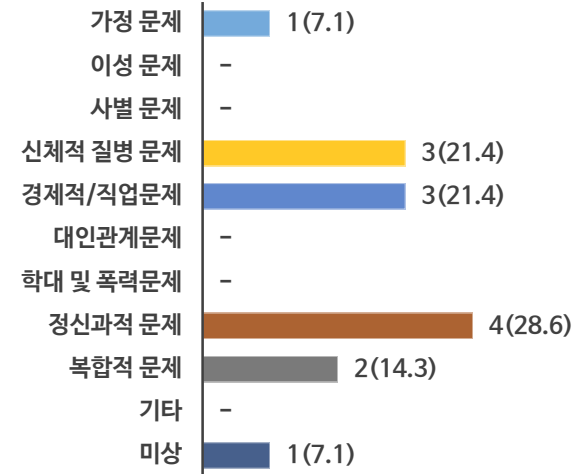
### 춘천시



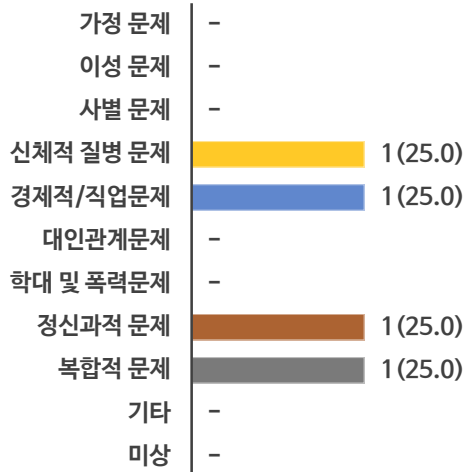
### 원주시



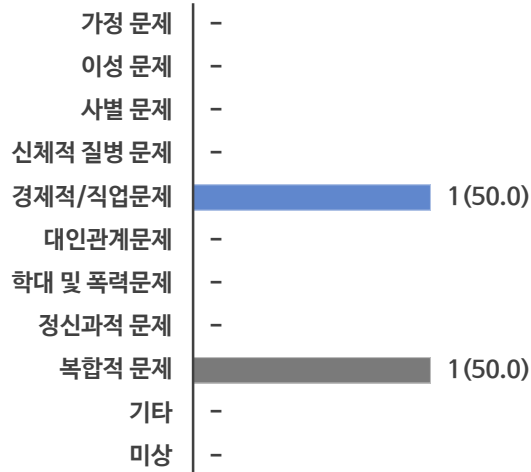
### 강릉시



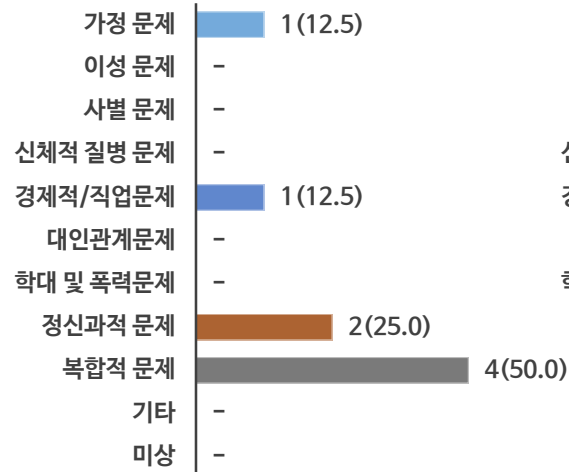
### 동해시



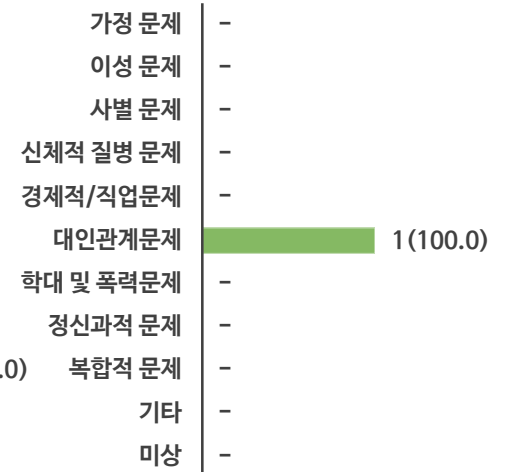
### 태백시



### 속초시



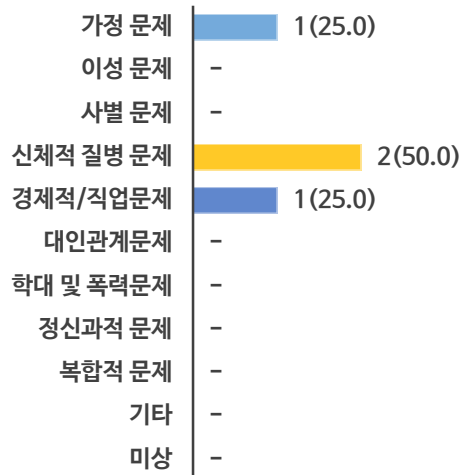
### 삼척시



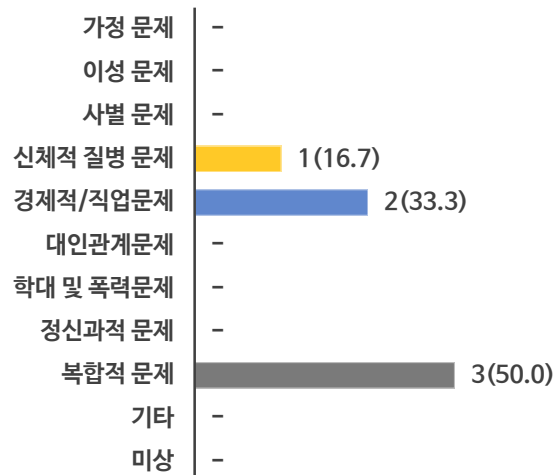


## 2019년 1-4월 | 시군별 | 자살사망자 수 | 자살동기 : 군단위

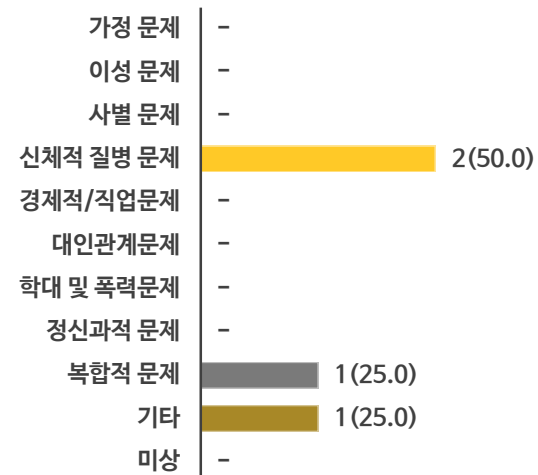
### 홍천군



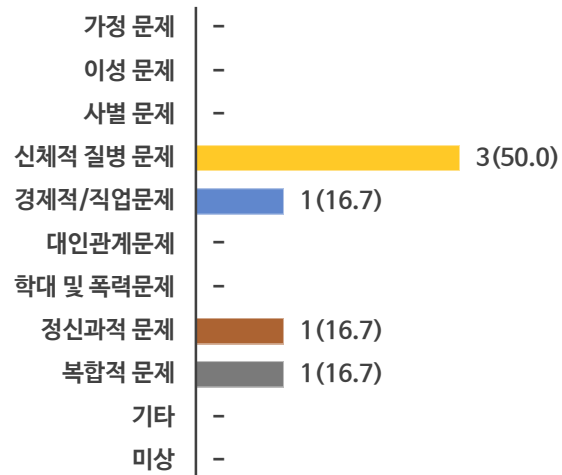
### 횡성군



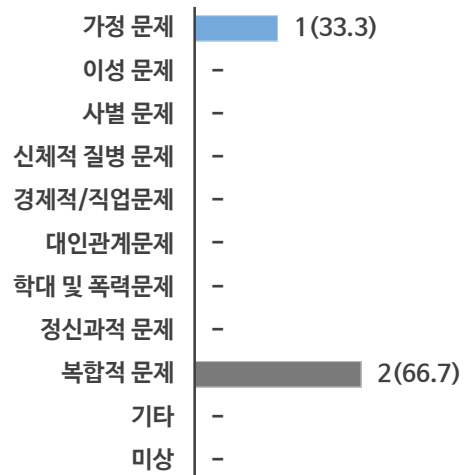
### 영월군



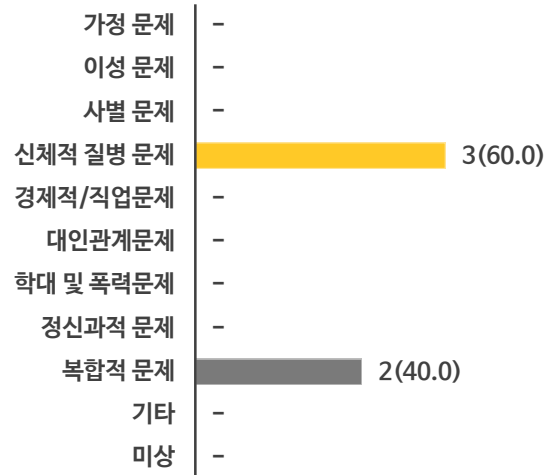
### 평창군



### 정선군



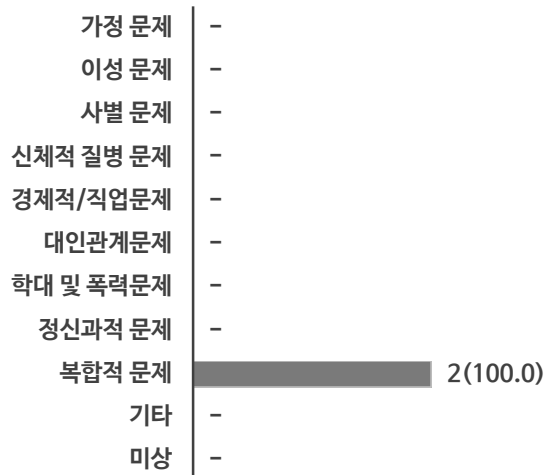
### 철원군



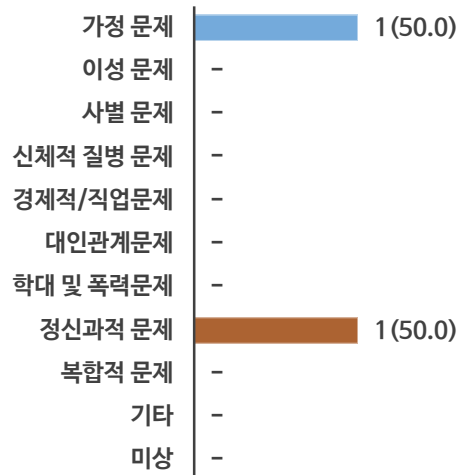


## 2019년 1-4월 | 시군별 | 자살사망자 수 | 자살동기 : 군단위

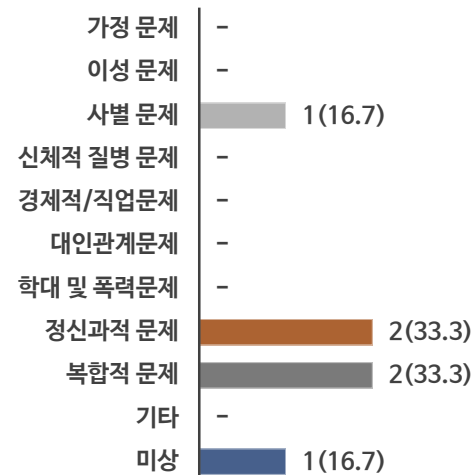
### 화천군



### 양구군



### 양양군



[illegible]



## 2019년 1-4월 | 시군별 | 자살사망자 수 | 최초발견자

구분		춘천시	원주시	강릉시	동해시	태백시	속초시	삼척시	홍천군	횡성군	영월군	평창군	정선군	철원군	화천군	양구군	인제군	고성군	양양군	전체
가족	N	11	6	4	0	1	2	0	0	2	1	1	0	1	0	0	0	0	3	32
	%	55.0	23.1	28.6	0.0	50.0	25.0	0.0	0.0	33.3	25.0	16.7	0.0	20.0	0.0	0.0	0.0	0.0	50.0	28.3
친구	N	1	2	2	0	0	0	0	0	1	0	0	0	0	0	2	0	0	0	8
	%	5.0	7.7	14.3	0.0	0.0	0.0	0.0	0.0	16.7	0.0	0.0	0.0	0.0	0.0	100.0	0.0	0.0	0.0	7.1
이웃	N	2	1	1	1	0	1	0	0	1	1	0	1	0	0	0	0	0	0	9
	%	10.0	3.8	7.1	25.0	0.0	12.5	0.0	0.0	16.7	25.0	0.0	33.3	0.0	0.0	0.0	0.0	0.0	0.0	8.0
직장동료	N	0	0	0	0	0	2	0	0	0	0	0	0	0	0	0	0	0	1	3
	%	0.0	0.0	0.0	0.0	0.0	25.0	0.0	0.0	0.0	0.0	0.0	0.0	0.0	0.0	0.0	0.0	0.0	16.7	2.7
경찰/ 소방대원	N	2	0	0	0	1	0	0	1	0	0	0	0	0	0	0	0	0	0	4
	%	10.0	0.0	0.0	0.0	50.0	0.0	0.0	25.0	0.0	0.0	0.0	0.0	0.0	0.0	0.0	0.0	0.0	0.0	3.5
타인	N	4	17	7	3	0	3	1	3	2	2	5	2	4	2	0	0	0	2	57
	%	20.0	65.4	50.0	75.0	0.0	37.5	100.0	75.0	33.3	50.0	83.3	66.7	80.0	100.0	0.0	0.0	0.0	33.3	50.4
미상	N	0	0	0	0	0	0	0	0	0	0	0	0	0	0	0	0	0	0	0
	%	0.0	0.0	0.0	0.0	0.0	0.0	0.0	0.0	0.0	0.0	0.0	0.0	0.0	0.0	0.0	0.0	0.0	0.0	0.0
전체	N	20	26	14	4	2	8	1	4	6	4	6	3	5	2	2	0	0	6	113
	%	100.0	100.0	100.0	100.0	100.0	100.0	100.0	100.0	100.0	100.0	100.0	100.0	100.0	100.0	100.0	0.0	0.0	100.0	100.0