

2019년 5월 강원도 자살사망자 현황분석

- 기간 : 2019.05.01 - 05.31
- 근거 : 강원도자살예방센터 자체 조사자료



2019년 5월 시군별 | 자살사망자 수 | 성별

구분		춘천시	원주시	강릉시	태백시	속초시	삼척시	홍천군	영월군	정선군	철원군	양양군	전체
남성	N	1	4	4	1	1	1	1	1	1	0	3	18
	%	33.3	100.0	80.0	50.0	100.0	50.0	100.0	100.0	100.0	0.0	100.0	75.0
여성	N	2	0	1	1	0	1	0	0	0	1	0	6
	%	66.7	0.0	20.0	50.0	0.0	50.0	0.0	0.0	0.0	100.0	0.0	25.0
전체	N	3	4	5	2	1	2	1	1	1	1	3	24
	%	100.0	100.0	100.0	100.0	100.0	100.0	100.0	100.0	100.0	100.0	100.0	100.0

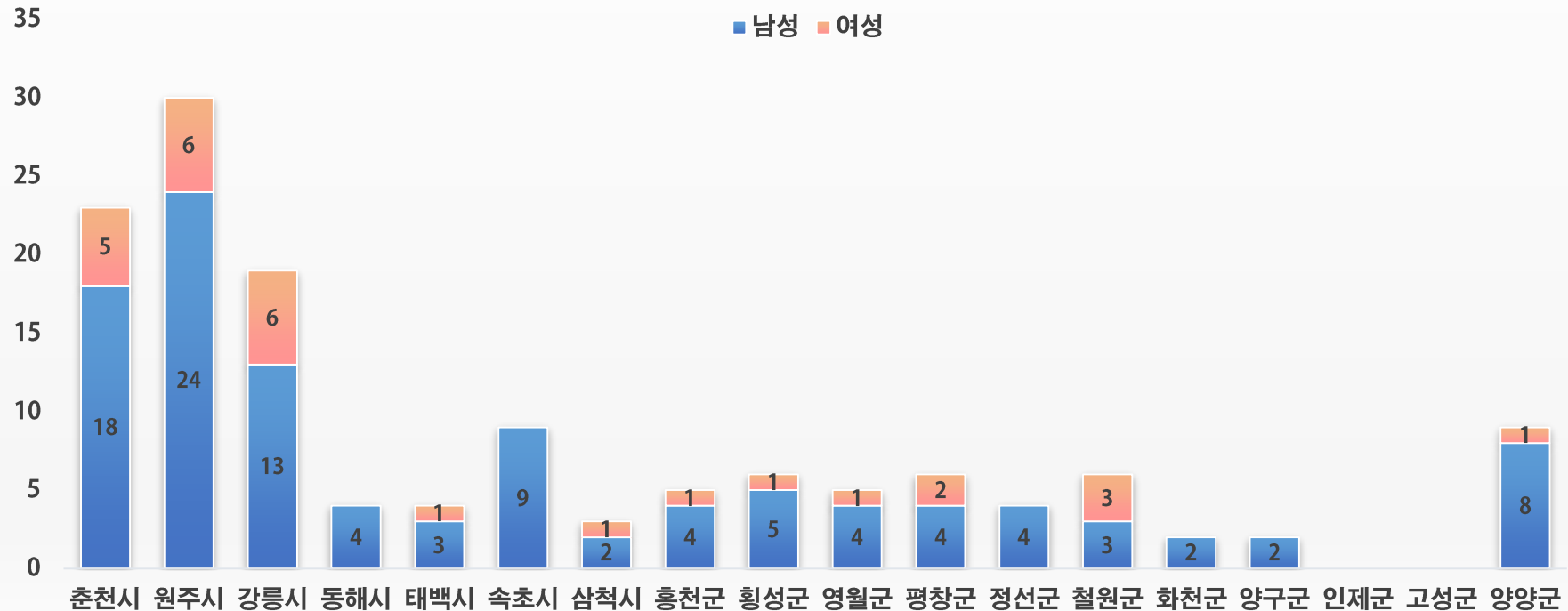
※ 동해시, 횡성군, 평창군, 화천군, 양구군, 인제군, 고성군 5월 자살사망자 “없음”





2019년 1-5월 | 시군별 | 자살사망자 수 | 성별

구분		춘천시	원주시	강릉시	동해시	태백시	속초시	삼척시	홍천군	횡성군	영월군	평창군	정선군	철원군	화천군	양구군	인제군	고성군	양양군	전체
남성	N	18	24	13	4	3	9	2	4	5	4	4	4	3	2	2	0	0	8	109
	%	78.3	80.0	68.4	100.0	75.0	100.0	66.7	80.0	83.3	80.0	66.7	100.0	50.0	100.0	100.0	0.0	0.0	88.9	79.6
여성	N	5	6	6	0	1	0	1	1	1	1	2	0	3	0	0	0	0	1	28
	%	21.7	20.0	31.6	0.0	25.0	0.0	33.3	20.0	16.7	20.0	33.3	0.0	50.0	0.0	0.0	0.0	0.0	11.1	20.4
전체	N	23	30	19	4	4	9	3	5	6	5	6	4	6	2	2	0	0	9	137
	%	100.0	100.0	100.0	100.0	100.0	100.0	100.0	100.0	100.0	100.0	100.0	100.0	100.0	100.0	100.0	0.0	0.0	100.0	100.0



[illegible]



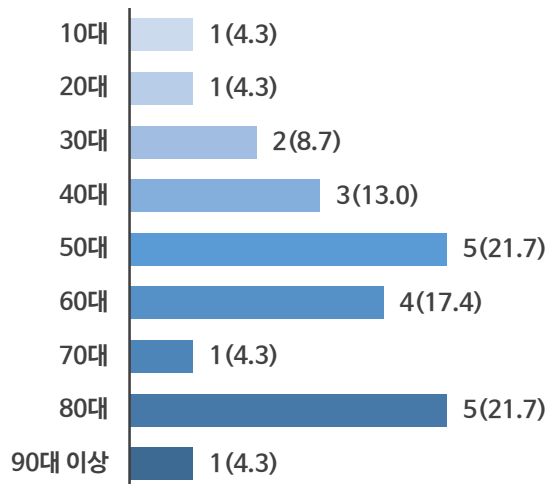
2019년 1-5월 시군별 | 자살사망자 수 | 연령대

구분		춘천시	원주시	강릉시	동해시	태백시	속초시	삼척시	홍천군	횡성군	영월군	평창군	정선군	철원군	화천군	양구군	인제군	고성군	양양군	전체
10대	N	1	0	0	0	0	0	0	0	0	0	0	1	0	0	0	0	0	0	2
	%	4.3	0.0	0.0	0.0	0.0	0.0	0.0	0.0	0.0	0.0	0.0	25.0	0.0	0.0	0.0	0.0	0.0	0.0	1.5
20대	N	1	2	1	1	1	0	0	0	0	0	0	0	1	0	1	0	0	0	8
	%	4.3	6.7	5.3	25.0	25.0	0.0	0.0	0.0	0.0	0.0	0.0	0.0	16.7	0.0	50.0	0.0	0.0	0.0	5.8
30대	N	2	4	3	1	0	0	1	0	0	0	0	0	0	0	0	0	0	0	11
	%	8.7	13.3	15.8	25.0	0.0	0.0	33.3	0.0	0.0	0.0	0.0	0.0	0.0	0.0	0.0	0.0	0.0	0.0	8.0
40대	N	3	8	2	0	1	2	0	1	2	0	0	0	0	1	1	0	0	1	22
	%	13.0	26.7	10.5	0.0	25.0	22.2	0.0	20.0	33.3	0.0	0.0	0.0	0.0	50.0	50.0	0.0	0.0	11.1	16.1
50대	N	5	4	6	1	0	4	0	0	1	2	3	2	0	1	0	0	0	5	34
	%	21.7	13.3	31.6	25.0	0.0	44.4	0.0	0.0	16.7	40.0	50.0	50.0	0.0	50.0	0.0	0.0	0.0	55.6	24.8
60대	N	4	5	2	0	2	1	0	2	1	1	1	0	0	0	0	0	0	1	20
	%	17.4	16.7	10.5	0.0	50.0	11.1	0.0	40.0	16.7	20.0	16.7	0.0	0.0	0.0	0.0	0.0	0.0	11.1	14.6
70대	N	1	6	3	1	0	2	2	1	1	2	0	1	3	0	0	0	0	1	24
	%	4.3	20.0	15.8	25.0	0.0	22.2	66.7	20.0	16.7	40.0	0.0	25.0	50.0	0.0	0.0	0.0	0.0	11.1	17.5
80대	N	5	1	2	0	0	0	0	1	1	0	2	0	2	0	0	0	0	1	15
	%	21.7	3.3	10.5	0.0	0.0	0.0	0.0	20.0	16.7	0.0	33.3	0.0	33.3	0.0	0.0	0.0	0.0	11.1	10.9
90대 이상	N	1	0	0	0	0	0	0	0	0	0	0	0	0	0	0	0	0	0	1
	%	4.3	0.0	0.0	0.0	0.0	0.0	0.0	0.0	0.0	0.0	0.0	0.0	0.0	0.0	0.0	0.0	0.0	0.0	0.7
전체	N	23	30	19	4	4	9	3	5	6	5	6	4	6	2	2	0	0	9	137
	%	100.0	100.0	100.0	100.0	100.0	100.0	100.0	100.0	100.0	100.0	100.0	100.0	100.0	100.0	100.0	0.0	0.0	100.0	100.0

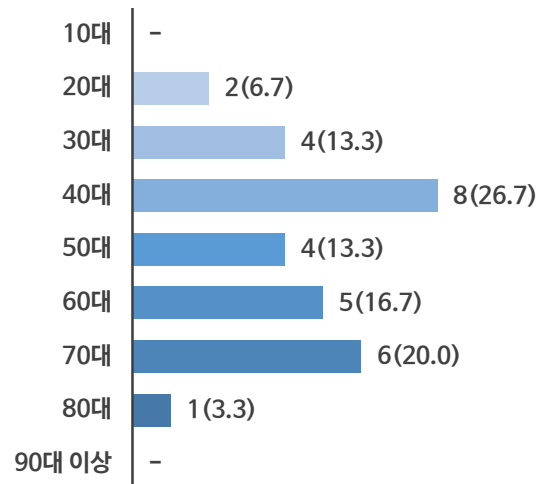


2019년 1-5월 | 시군별 | 자살사망자 수 | 연령대 : 시단위

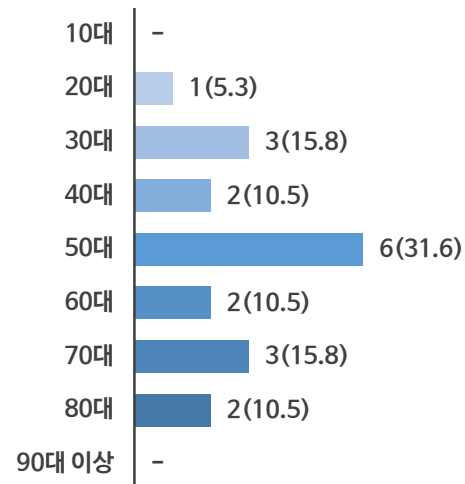
춘천시



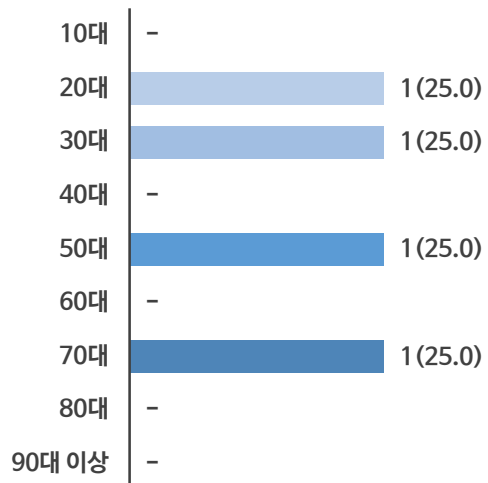
원주시



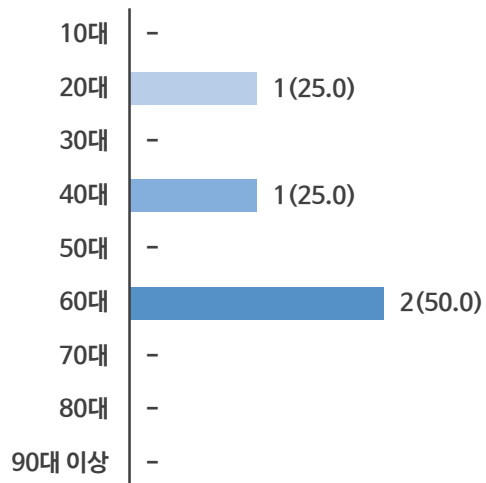
강릉시



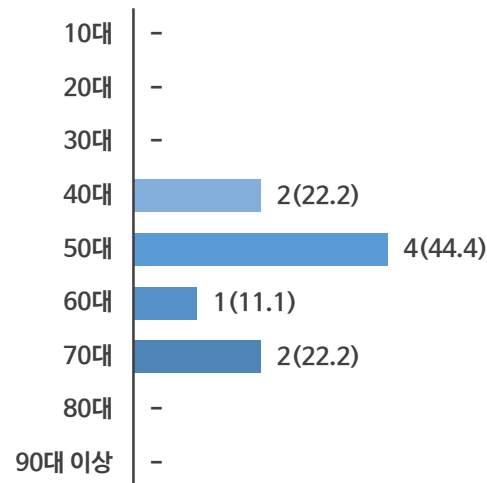
동해시



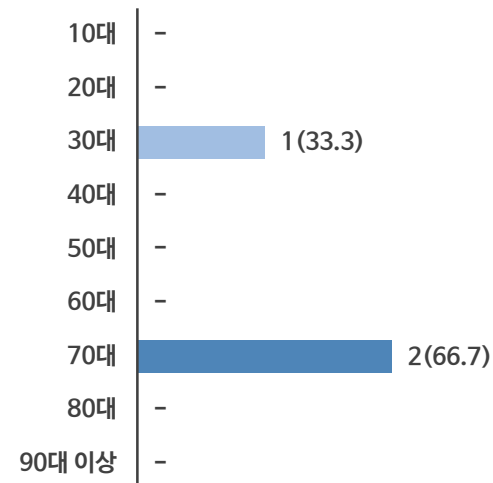
태백시



속초시



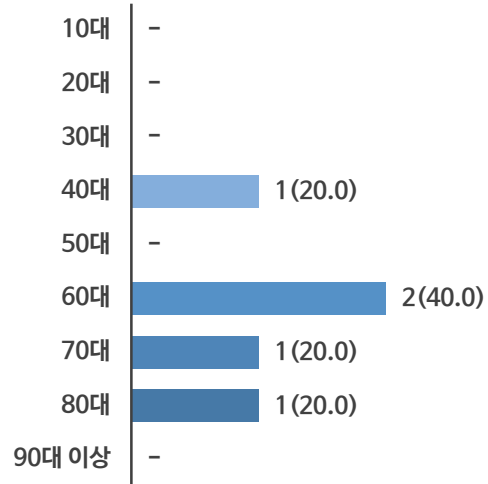
삼척시



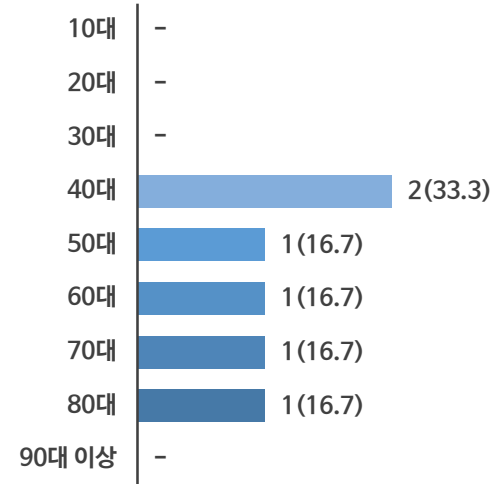


2019년 1-5월 시군별 | 자살사망자 수 | 연령대 : 군단위

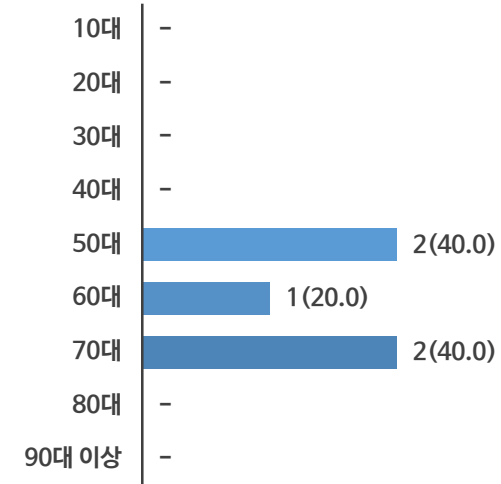
홍천군



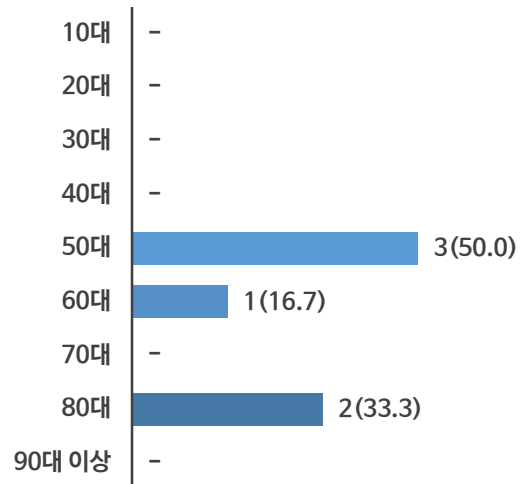
횡성군



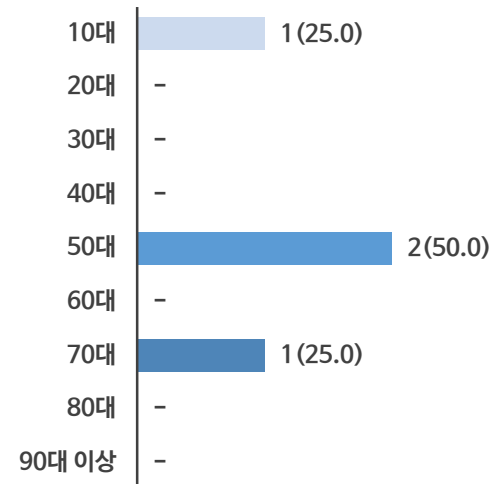
영월군



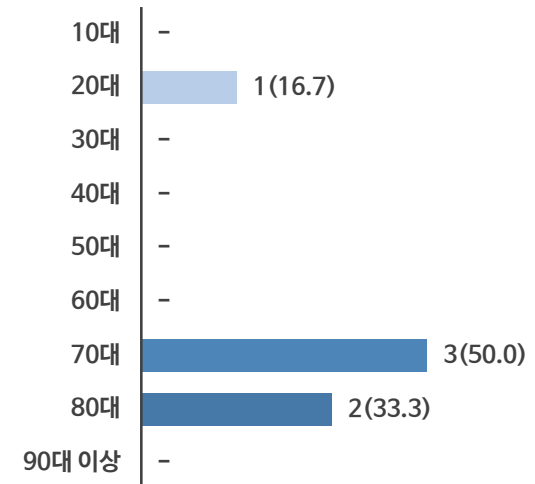
평창군



정선군



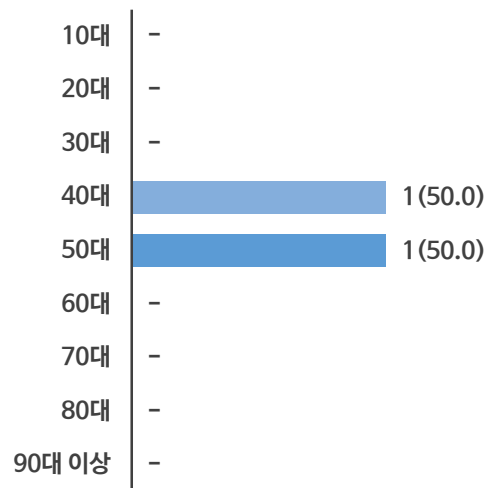
철원군



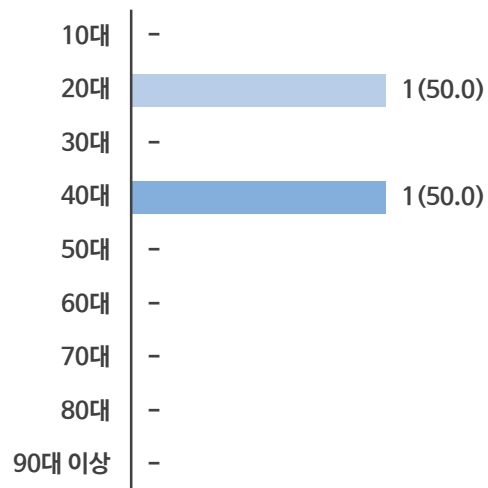


2019년 1-5월 | 시군별 | 자살사망자 수 | 연령대 : 군단위

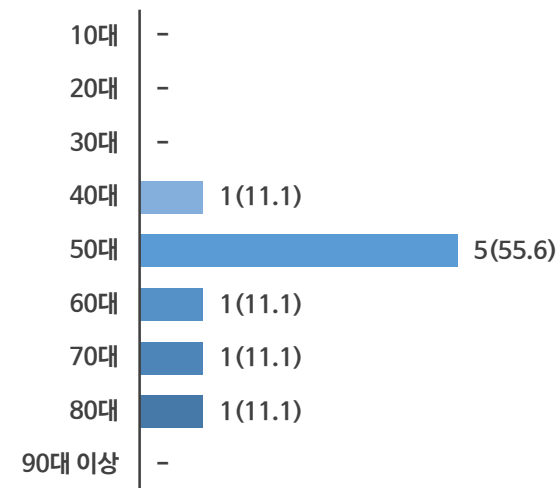
화천군



양구군



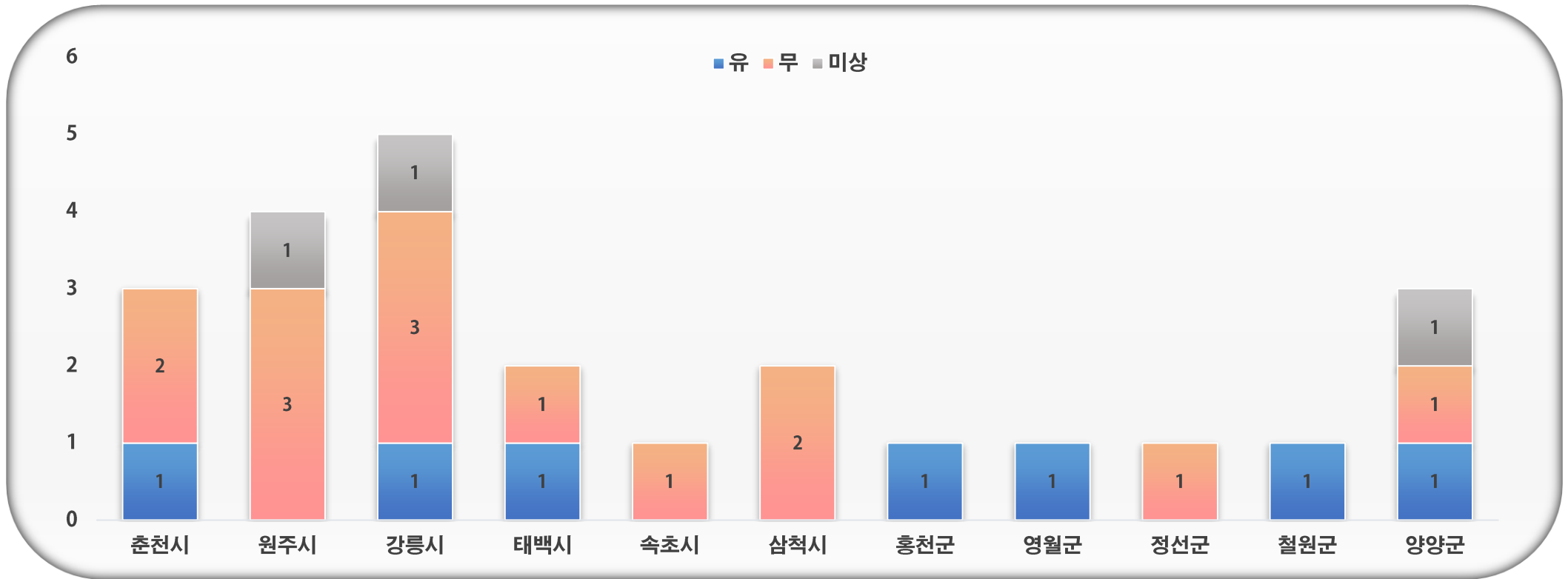
양양군





2019년 5월 시군별 | 자살사망자 수 | 직업유무


구분		춘천시	원주시	강릉시	태백시	속초시	삼척시	홍천군	영월군	정선군	철원군	양양군	전체
유	N	1	0	1	1	0	0	1	1	0	1	1	7
	%	33.3	0.0	20.0	50.0	0.0	0.0	100.0	100.0	0.0	100.0	33.3	29.2
무	N	2	3	3	1	1	2	0	0	1	0	1	14
	%	66.7	75.0	60.0	50.0	100.0	100.0	0.0	0.0	100.0	0.0	33.3	58.3
미상	N	0	1	1	0	0	0	0	0	0	0	1	3
	%	0.0	25.0	20.0	0.0	0.0	0.0	0.0	0.0	0.0	0.0	33.3	12.5
전체	N	3	4	5	2	1	2	1	1	1	1	3	24
	%	100.0	100.0	100.0	100.0	100.0	100.0	100.0	100.0	100.0	100.0	100.0	100.0





2019년 1-5월 | 시군별 | 자살사망자 수 | 직업유무

구분		춘천시	원주시	강릉시	동해시	태백시	속초시	삼척시	홍천군	횡성군	영월군	평창군	정선군	철원군	화천군	양구군	인제군	고성군	양양군	전체
유	N	3	9	6	0	3	3	1	3	4	2	1	0	1	2	1	0	0	6	45
	%	13.0	30.0	31.6	0.0	75.0	33.3	33.3	60.0	66.7	40.0	16.7	0.0	16.7	100.0	50.0	0.0	0.0	66.7	32.8
무	N	19	17	11	3	1	4	2	2	2	3	5	2	5	0	1	0	0	2	79
	%	82.6	56.7	57.9	75.0	25.0	44.4	66.7	40.0	33.3	60.0	83.3	50.0	83.3	0.0	50.0	0.0	0.0	22.2	57.7
미상	N	1	4	2	1	0	2	0	0	0	0	0	2	0	0	0	0	0	1	13
	%	4.3	13.3	10.5	25.0	0.0	22.2	0.0	0.0	0.0	0.0	0.0	50.0	0.0	0.0	0.0	0.0	0.0	11.1	9.5
전체	N	23	30	19	4	4	9	3	5	6	5	6	4	6	2	2	0	0	9	137
	%	100.0	100.0	100.0	100.0	100.0	100.0	100.0	100.0	100.0	100.0	100.0	100.0	100.0	100.0	100.0	0.0	0.0	100.0	100.0



[illegible]

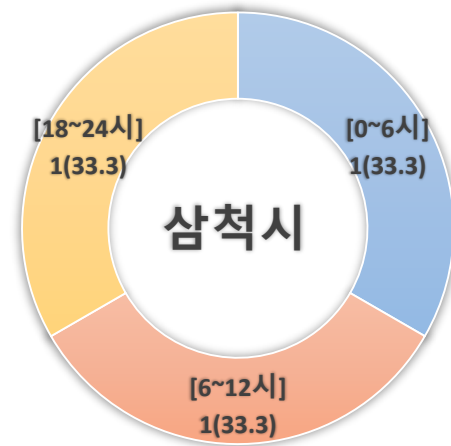
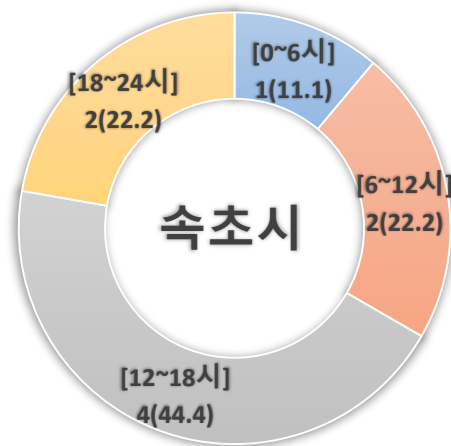
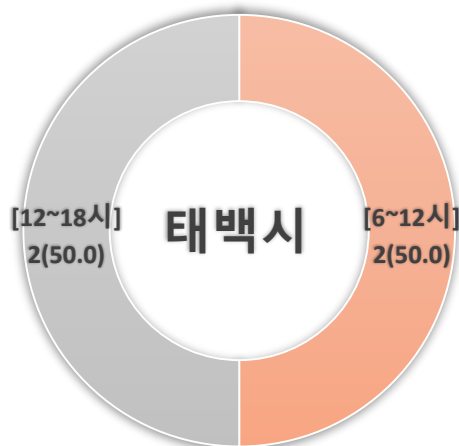
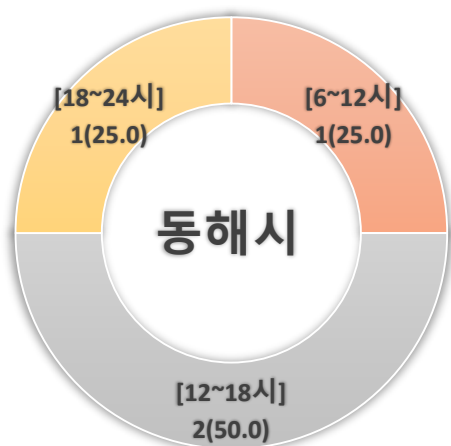
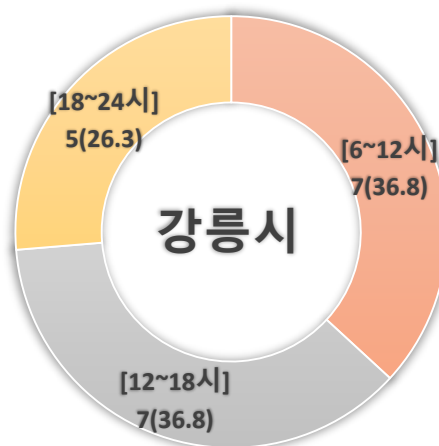
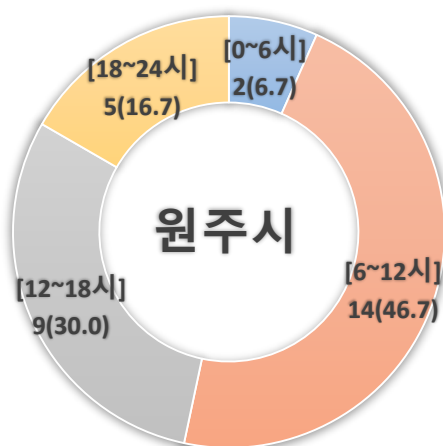
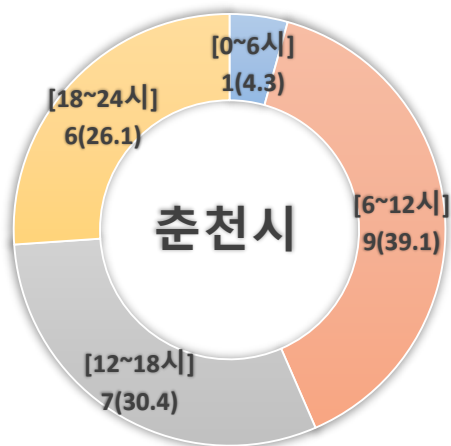


2019년 1-5월 | 시군별 | 자살사망자 수 | 사망시간

구분		춘천시	원주시	강릉시	동해시	태백시	속초시	삼척시	홍천군	횡성군	영월군	평창군	정선군	철원군	화천군	양구군	인제군	고성군	양양군	전체
0~6시	N	1	2	0	0	0	1	1	0	0	0	0	0	1	0	1	0	0	0	7
	%	4.3	6.7	0.0	0.0	0.0	11.1	33.3	0.0	0.0	0.0	0.0	0.0	16.7	0.0	50.0	0.0	0.0	0.0	5.1
6~12시	N	9	14	7	1	2	2	1	2	3	4	3	1	0	1	1	0	0	1	52
	%	39.1	46.7	36.8	25.0	50.0	22.2	33.3	40.0	50.0	80.0	50.0	25.0	0.0	50.0	50.0	0.0	0.0	11.1	38.0
12~18시	N	7	9	7	2	2	4	0	2	0	1	3	2	4	0	0	0	0	5	48
	%	30.4	30.0	36.8	50.0	50.0	44.4	0.0	40.0	0.0	20.0	50.0	50.0	66.7	0.0	0.0	0.0	0.0	55.6	35.0
18~24시	N	6	5	5	1	0	2	1	1	3	0	0	1	1	1	0	0	0	3	30
	%	26.1	16.7	26.3	25.0	0.0	22.2	33.3	20.0	50.0	0.0	0.0	25.0	16.7	50.0	0.0	0.0	0.0	33.3	21.9
전체	N	23	30	19	4	4	9	3	5	6	5	6	4	6	2	2	0	0	9	137
	%	100.0	100.0	100.0	100.0	100.0	100.0	100.0	100.0	100.0	100.0	100.0	100.0	100.0	100.0	100.0	0.0	0.0	100.0	100.0

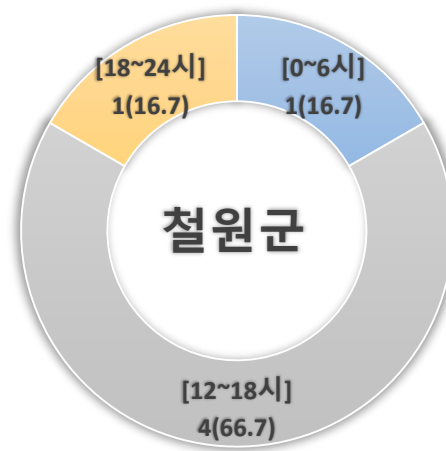
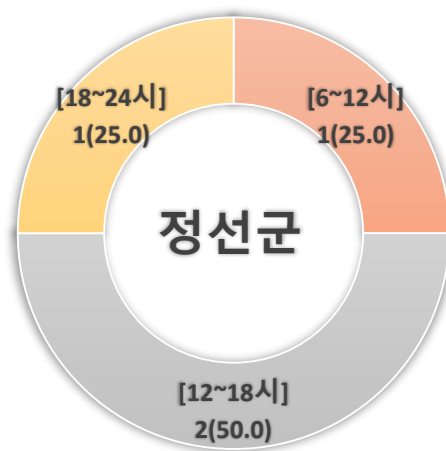
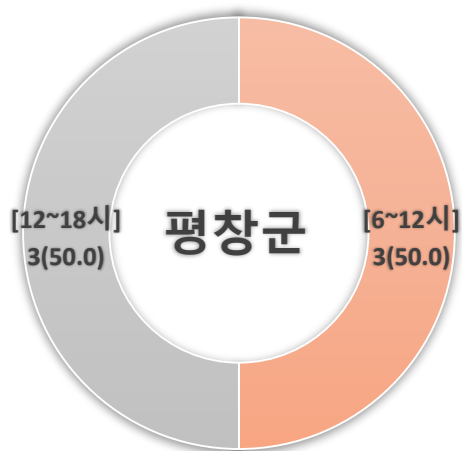
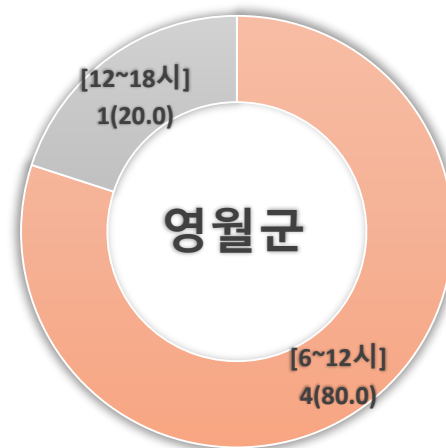
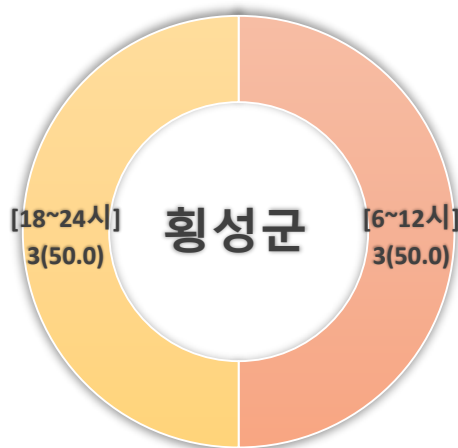
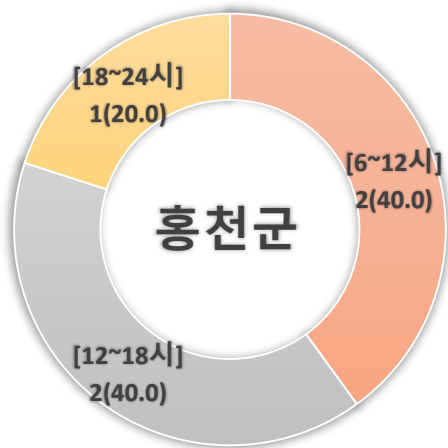


2019년 1-5월 | 시군별 | 자살사망자 수 | 사망시간 : 시단위



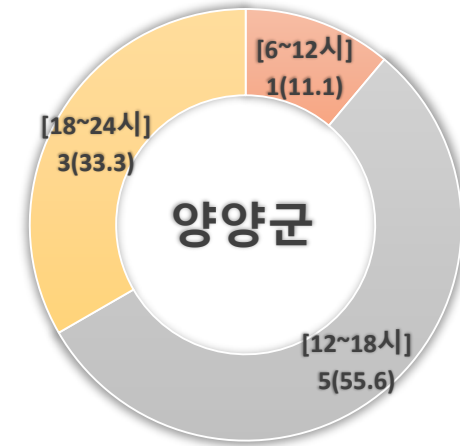
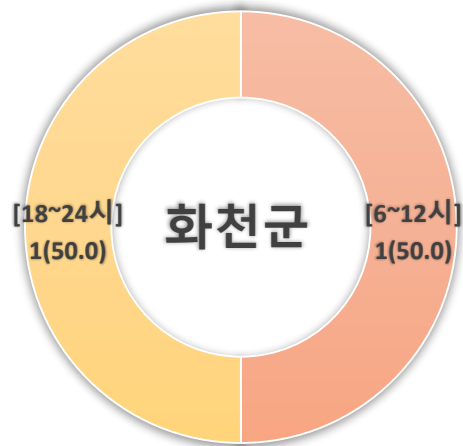


2019년 1-5월 | 시군별 | 자살사망자 수 | 사망시간 : 군단위





2019년 1-5월 | 시군별 | 자살사망자 수 | 사망시간 : 군단위



[illegible]



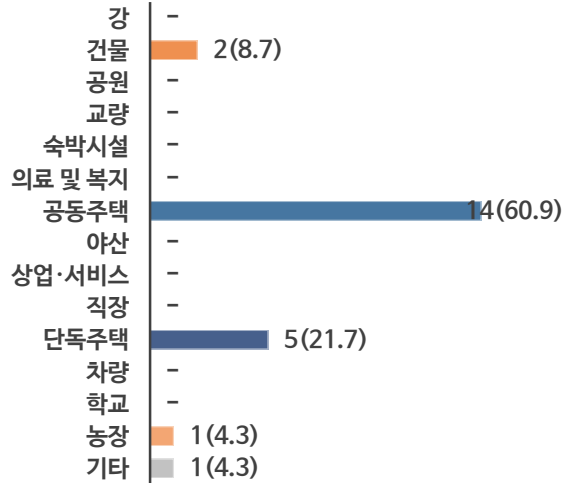
2019년 1-5월 | 시군별 | 자살사망자 수 | 사망장소

구분		춘천시	원주시	강릉시	동해시	태백시	속초시	삼척시	홍천군	횡성군	영월군	평창군	정선군	철원군	화천군	양구군	인제군	고성군	양양군	전체
강	N	0	0	0	0	0	0	0	0	0	0	0	0	0	0	0	0	0	0	0
	%	0.0	0.0	0.0	0.0	0.0	0.0	0.0	0.0	0.0	0.0	0.0	0.0	0.0	0.0	0.0	0.0	0.0	0.0	0.0
건물	N	2	1	1	0	0	1	0	0	0	0	0	1	1	0	0	0	0	2	9
	%	8.7	3.3	5.3	0.0	0.0	11.1	0.0	0.0	0.0	0.0	0.0	25.0	16.7	0.0	0.0	0.0	0.0	22.2	6.6
공원	N	0	0	1	0	0	0	0	0	0	0	0	1	0	0	0	0	0	0	2
	%	0.0	0.0	5.3	0.0	0.0	0.0	0.0	0.0	0.0	0.0	0.0	25.0	0.0	0.0	0.0	0.0	0.0	0.0	1.5
교량	N	0	0	0	0	0	0	0	0	1	0	0	0	0	0	0	0	0	0	1
	%	0.0	0.0	0.0	0.0	0.0	0.0	0.0	0.0	16.7	0.0	0.0	0.0	0.0	0.0	0.0	0.0	0.0	0.0	0.7
숙박시설	N	0	1	0	0	0	0	0	0	0	0	0	0	0	0	0	0	0	0	1
	%	0.0	3.3	0.0	0.0	0.0	0.0	0.0	0.0	0.0	0.0	0.0	0.0	0.0	0.0	0.0	0.0	0.0	0.0	0.7
의료 및 복지기관	N	0	0	0	0	0	0	0	0	0	0	1	0	0	0	0	0	0	0	1
	%	0.0	0.0	0.0	0.0	0.0	0.0	0.0	0.0	0.0	0.0	16.7	0.0	0.0	0.0	0.0	0.0	0.0	0.0	0.7
공동주택	N	14	13	7	2	2	3	2	1	0	1	2	0	0	0	1	0	0	1	49
	%	60.9	43.3	36.8	50.0	50.0	33.3	66.7	20.0	0.0	20.0	33.3	0.0	0.0	0.0	50.0	0.0	0.0	11.1	35.8
야산	N	0	3	3	0	0	1	0	2	1	0	0	0	0	0	0	0	0	0	10
	%	0.0	10.0	15.8	0.0	0.0	11.1	0.0	40.0	16.7	0.0	0.0	0.0	0.0	0.0	0.0	0.0	0.0	0.0	7.3
상업 서비스시설	N	0	0	1	0	0	0	0	0	0	0	0	0	0	0	0	0	0	0	1
	%	0.0	0.0	5.3	0.0	0.0	0.0	0.0	0.0	0.0	0.0	0.0	0.0	0.0	0.0	0.0	0.0	0.0	0.0	0.7
직장	N	0	1	1	0	0	1	0	1	1	0	0	0	0	0	0	0	0	0	5
	%	0.0	3.3	5.3	0.0	0.0	11.1	0.0	20.0	16.7	0.0	0.0	0.0	0.0	0.0	0.0	0.0	0.0	0.0	3.6
단독주택	N	5	9	3	1	2	2	1	1	2	3	3	2	4	2	1	0	0	5	46
	%	21.7	30.0	15.8	25.0	50.0	22.2	33.3	20.0	33.3	60.0	50.0	50.0	66.7	100.0	50.0	0.0	0.0	55.6	33.6
차량	N	0	0	1	1	0	1	0	0	0	0	0	0	0	0	0	0	0	0	3
	%	0.0	0.0	5.3	25.0	0.0	11.1	0.0	0.0	0.0	0.0	0.0	0.0	0.0	0.0	0.0	0.0	0.0	0.0	2.2
학교	N	0	0	0	0	0	0	0	0	0	0	0	0	0	0	0	0	0	0	0
	%	0.0	0.0	0.0	0.0	0.0	0.0	0.0	0.0	0.0	0.0	0.0	0.0	0.0	0.0	0.0	0.0	0.0	0.0	0.0
농장	N	1	1	0	0	0	0	0	0	1	1	0	0	1	0	0	0	0	1	6
	%	4.3	3.3	0.0	0.0	0.0	0.0	0.0	0.0	16.7	20.0	0.0	0.0	16.7	0.0	0.0	0.0	0.0	11.1	4.4
기타 (노상, 주차장 등)	N	1	1	1	0	0	0	0	0	0	0	0	0	0	0	0	0	0	0	3
	%	4.3	3.3	5.3	0.0	0.0	0.0	0.0	0.0	0.0	0.0	0.0	0.0	0.0	0.0	0.0	0.0	0.0	0.0	2.2
전체	N	23	30	19	4	4	9	3	5	6	5	6	4	6	2	2	0	0	9	137
	%	100.0	100.0	100.0	100.0	100.0	100.0	100.0	100.0	100.0	100.0	100.0	100.0	100.0	100.0	100.0	0.0	0.0	100.0	100.0

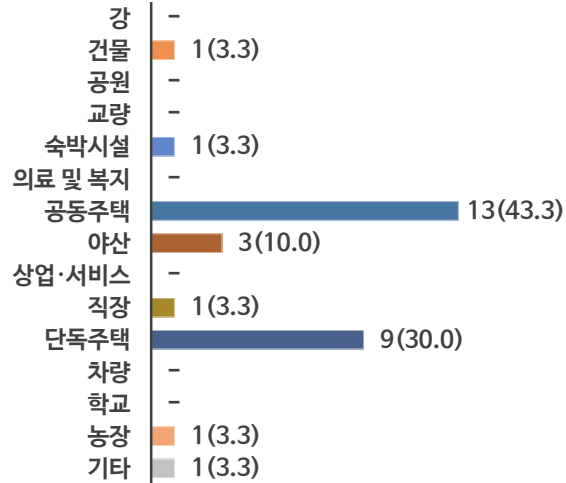


2019년 1-5월 | 시군별 | 자살사망자 수 | 사망장소 : 시단위

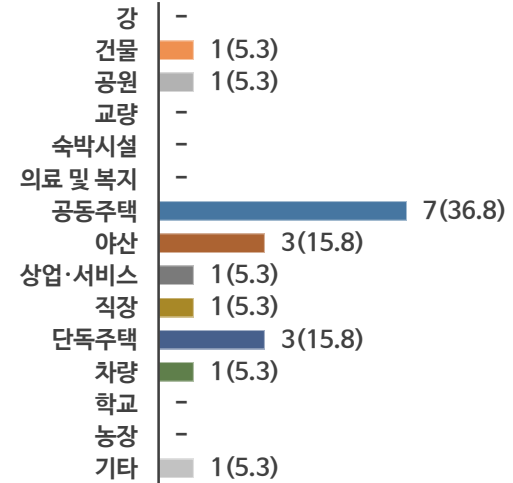
춘천시



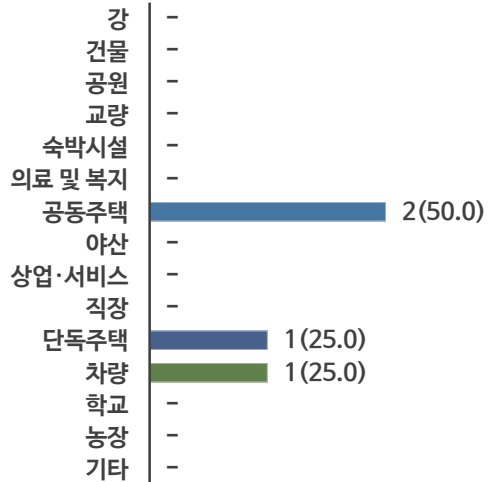
원주시



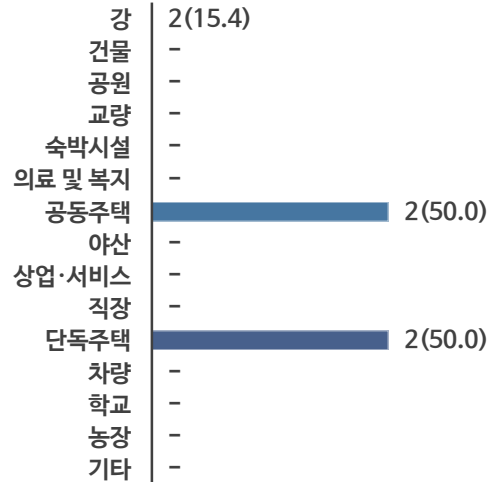
강릉시



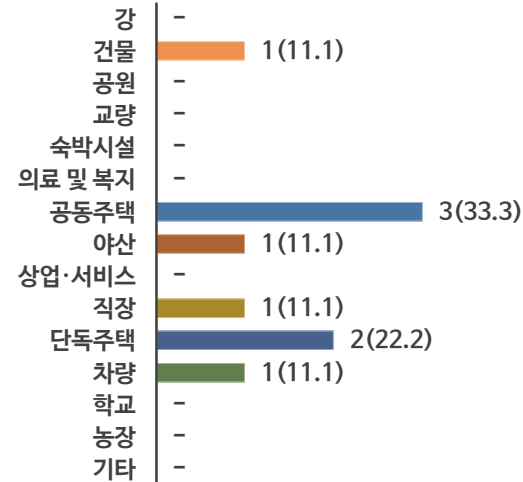
동해시



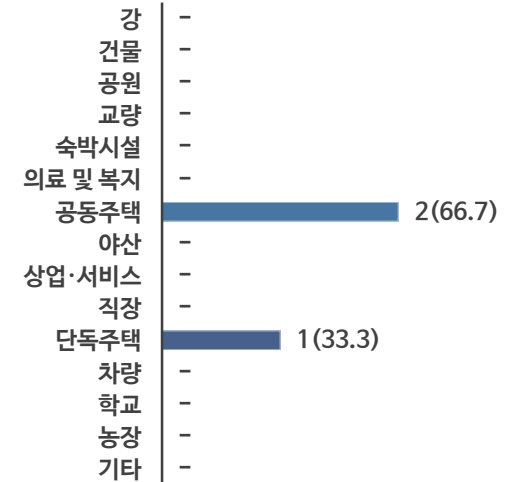
태백시



속초시



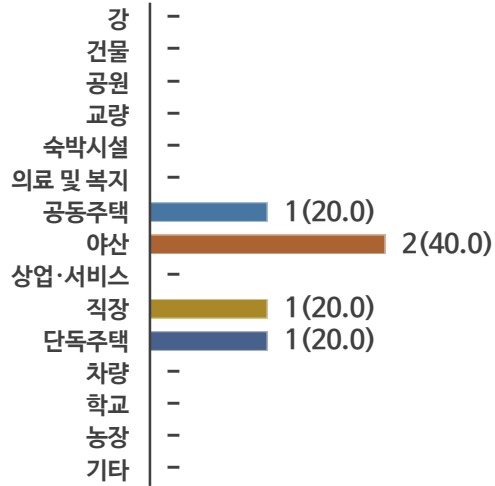
삼척시



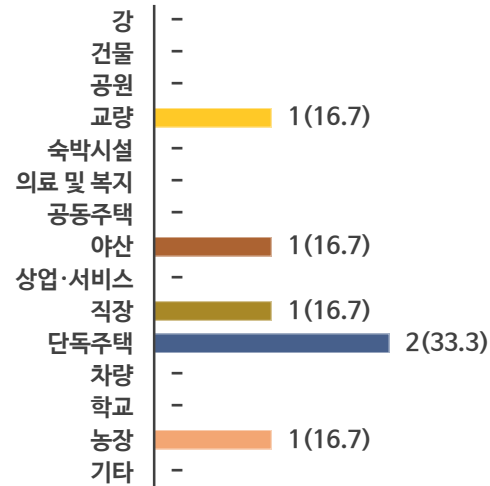


2019년 1-5월 | 시군별 | 자살사망자 수 | 사망장소 : 군단위

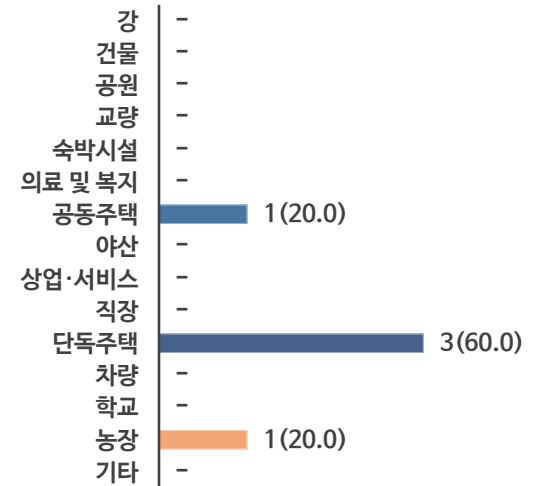
홍천군



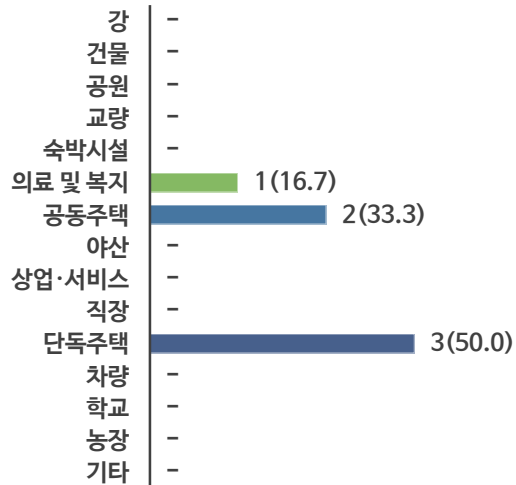
횡성군



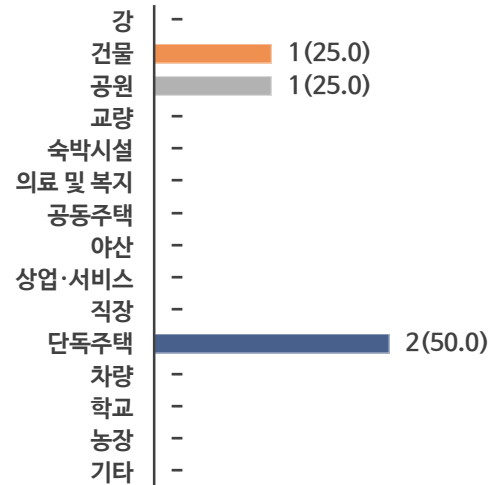
영월군



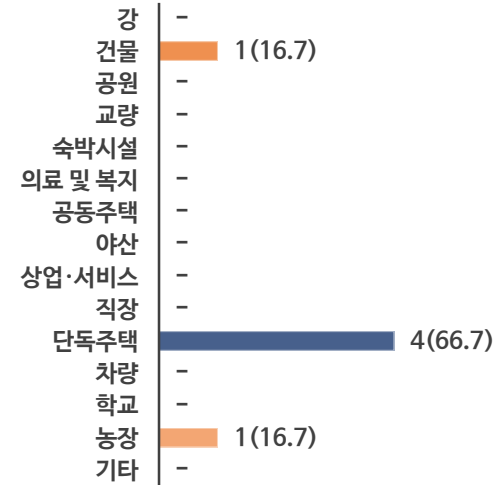
평창군



정선군




철원군






2019년 1-5월 | 시군별 | 자살사망자 수 | 사망장소 : 군단위

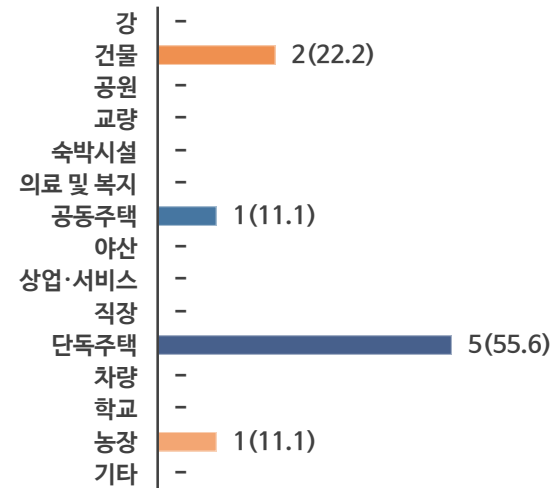
화천군



양구군



양양군



[illegible]



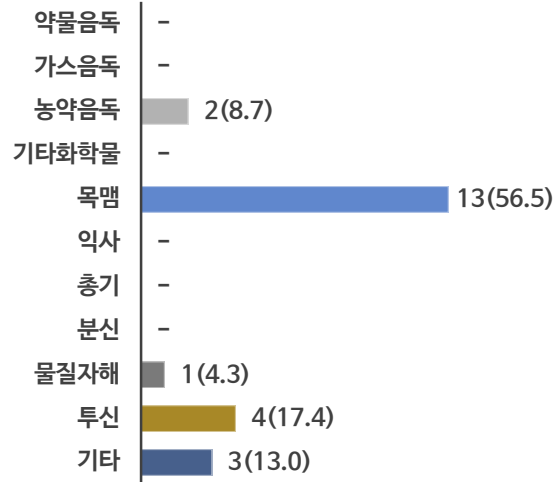
2019년 1-5월 시군별 | 자살사망자 수 | 사망방법

구분		춘천시	원주시	강릉시	동해시	태백시	속초시	삼척시	홍천군	횡성군	영월군	평창군	정선군	철원군	화천군	양구군	인제군	고성군	양양군	전체
약물음독	N	0	1	0	0	0	0	0	0	0	0	0	0	0	0	0	0	0	0	1
	%	0.0	3.3	0.0	0.0	0.0	0.0	0.0	0.0	0.0	0.0	0.0	0.0	0.0	0.0	0.0	0.0	0.0	0.0	0.7
가스음독	N	0	2	1	2	0	0	0	0	0	1	0	1	1	1	1	0	0	0	10
	%	0.0	6.7	5.3	50.0	0.0	0.0	0.0	0.0	0.0	20.0	0.0	25.0	16.7	50.0	50.0	0.0	0.0	0.0	7.3
농약음독	N	2	1	1	0	1	0	0	1	1	2	0	0	1	0	0	0	0	2	12
	%	8.7	3.3	5.3	0.0	25.0	0.0	0.0	20.0	16.7	40.0	0.0	0.0	16.7	0.0	0.0	0.0	0.0	22.2	8.8
기타화학물 음독	N	0	0	1	0	0	0	0	0	0	0	0	0	0	0	0	0	0	0	1
	%	0.0	0.0	5.3	0.0	0.0	0.0	0.0	0.0	0.0	0.0	0.0	0.0	0.0	0.0	0.0	0.0	0.0	0.0	0.7
목매	N	13	23	16	1	3	7	0	4	5	1	5	3	4	1	1	0	0	6	93
	%	56.5	76.7	84.2	25.0	75.0	77.8	0.0	80.0	83.3	20.0	83.3	75.0	66.7	50.0	50.0	0.0	0.0	66.7	67.9
익사	N	0	0	0	0	0	0	0	0	0	0	0	0	0	0	0	0	0	0	0
	%	0.0	0.0	0.0	0.0	0.0	0.0	0.0	0.0	0.0	0.0	0.0	0.0	0.0	0.0	0.0	0.0	0.0	0.0	0.0
총기	N	0	0	0	0	0	0	0	0	0	0	0	0	0	0	0	0	0	0	0
	%	0.0	0.0	0.0	0.0	0.0	0.0	0.0	0.0	0.0	0.0	0.0	0.0	0.0	0.0	0.0	0.0	0.0	0.0	0.0
분신	N	0	0	0	0	0	0	0	0	0	0	0	0	0	0	0	0	0	0	0
	%	0.0	0.0	0.0	0.0	0.0	0.0	0.0	0.0	0.0	0.0	0.0	0.0	0.0	0.0	0.0	0.0	0.0	0.0	0.0
물질자해 (예기/둔기)	N	1	0	0	0	0	0	1	0	0	0	0	0	0	0	0	0	0	0	2
	%	4.3	0.0	0.0	0.0	0.0	0.0	33.3	0.0	0.0	0.0	0.0	0.0	0.0	0.0	0.0	0.0	0.0	0.0	1.5
투신 (추락/충돌)	N	4	2	0	1	0	1	2	0	0	0	1	0	0	0	0	0	0	0	11
	%	17.4	6.7	0.0	25.0	0.0	11.1	66.7	0.0	0.0	0.0	16.7	0.0	0.0	0.0	0.0	0.0	0.0	0.0	8.0
기타	N	3	1	0	0	0	1	0	0	0	1	0	0	0	0	0	0	0	1	7
	%	13.0	3.3	0.0	0.0	0.0	11.1	0.0	0.0	0.0	20.0	0.0	0.0	0.0	0.0	0.0	0.0	0.0	11.1	5.1
전체	N	23	30	19	4	4	9	3	5	6	5	6	4	6	2	2	0	0	9	137
	%	100.0	100.0	100.0	100.0	100.0	100.0	100.0	100.0	100.0	100.0	100.0	100.0	100.0	100.0	100.0	0.0	0.0	100.0	100.0

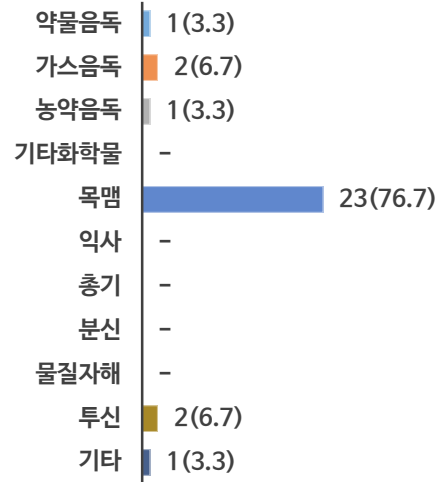


2019년 1-5월 | 시군별 | 자살사망자 수 | 사망방법 : 시단위

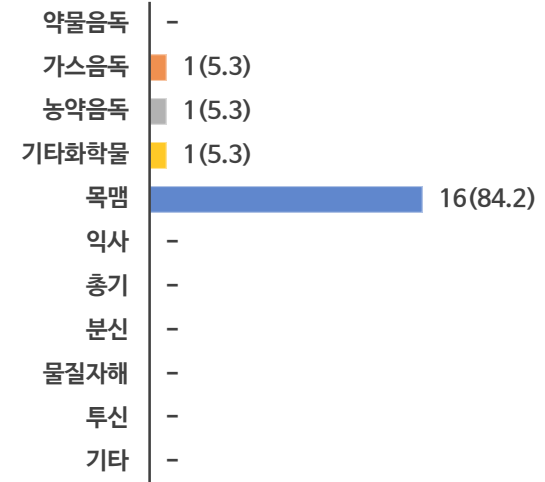
춘천시



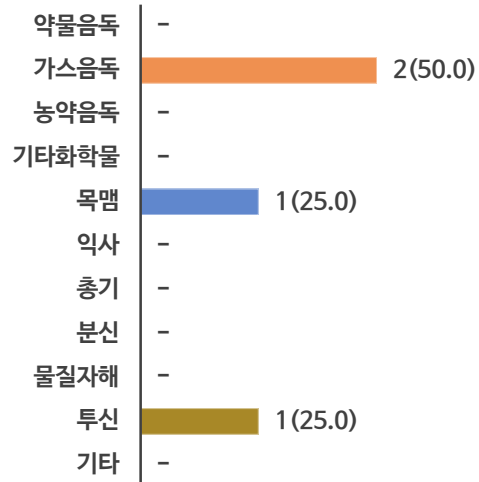
원주시



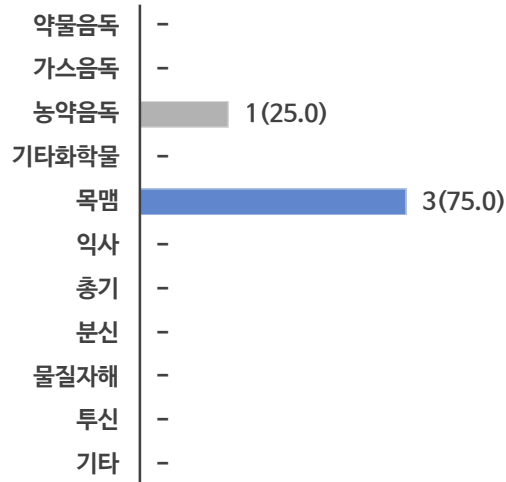
강릉시



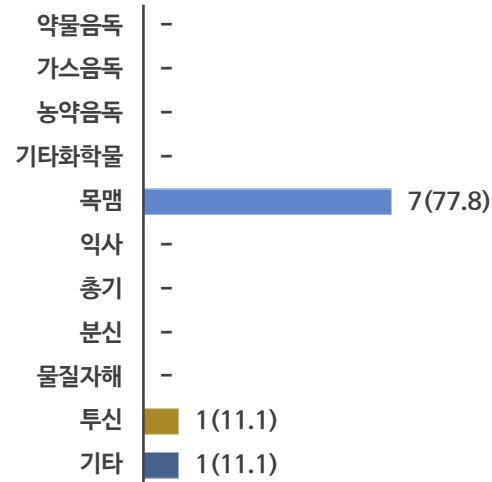
동해시



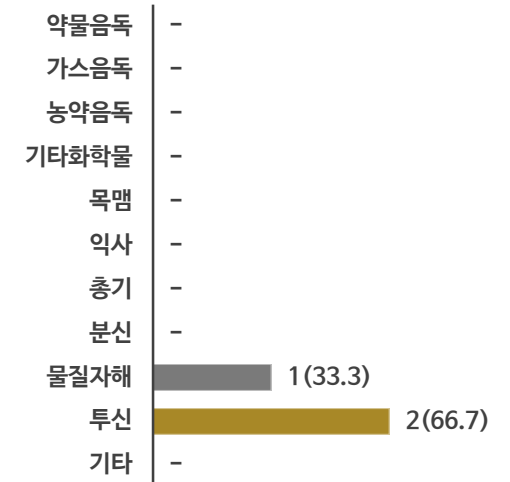
태백시



속초시



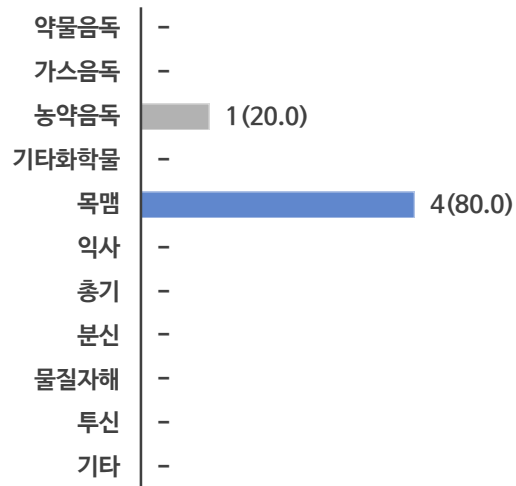
삼척시



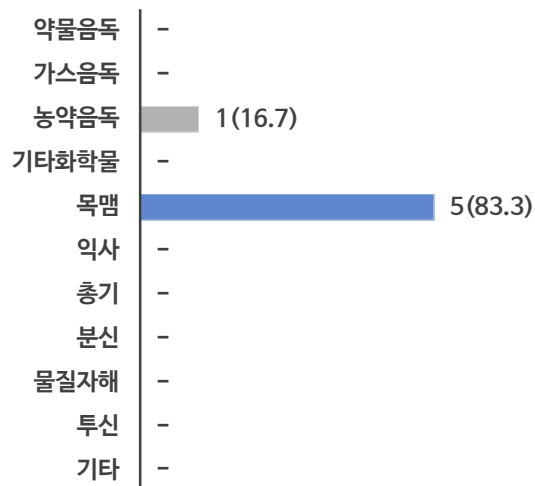


2019년 1-5월 | 시군별 | 자살사망자 수 | 사망방법 : 군단위

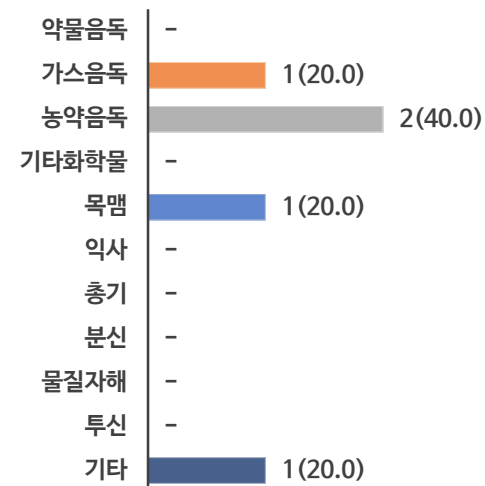
홍천군



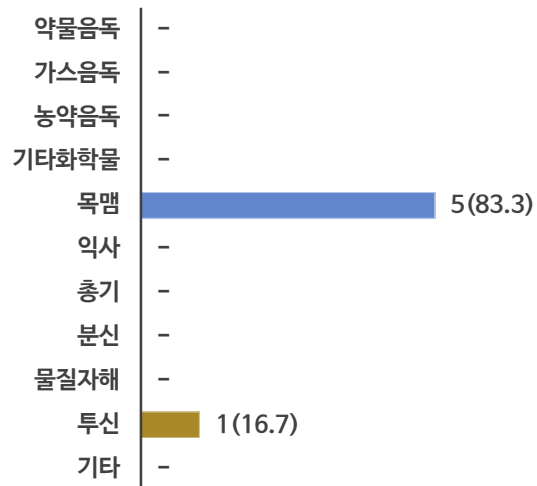
횡성군



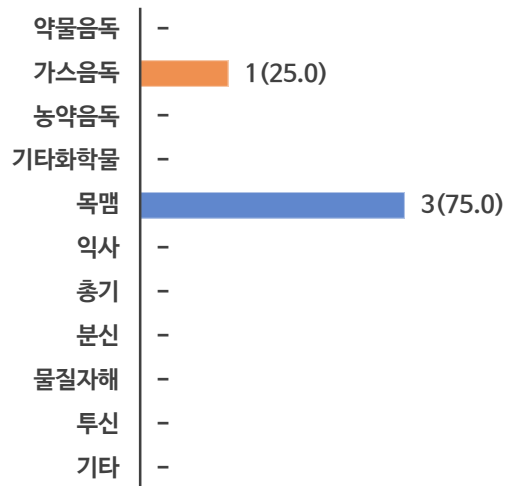
영월군



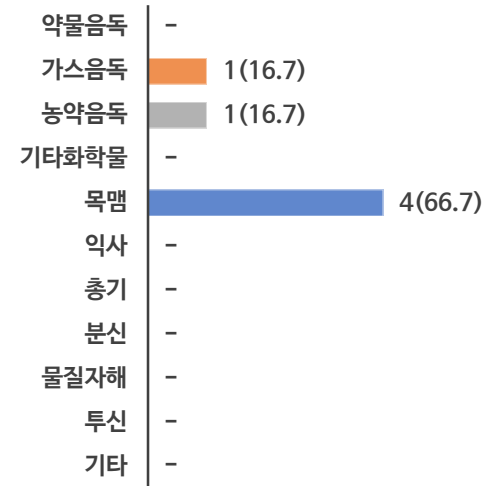
평창군



정선군



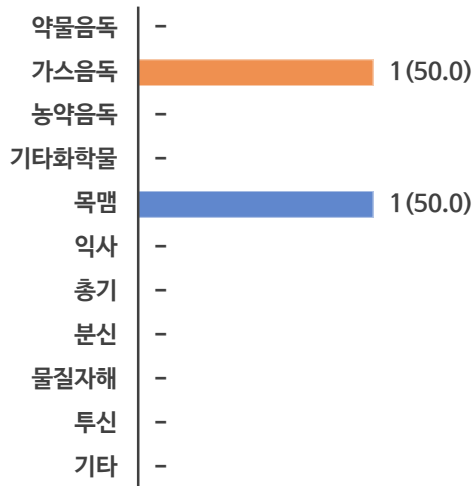
철원군



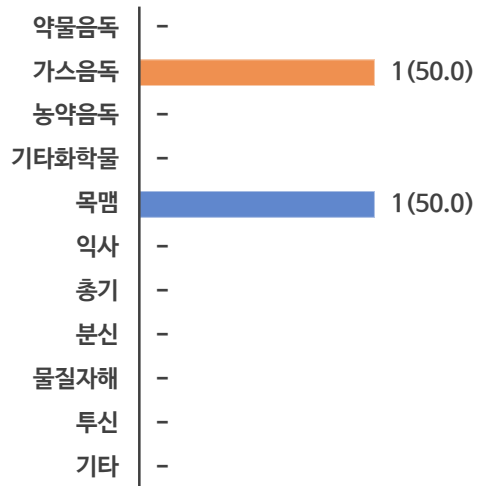


2019년 1-5월 시군별 | 자살사망자 수 | 사망방법 : 군단위

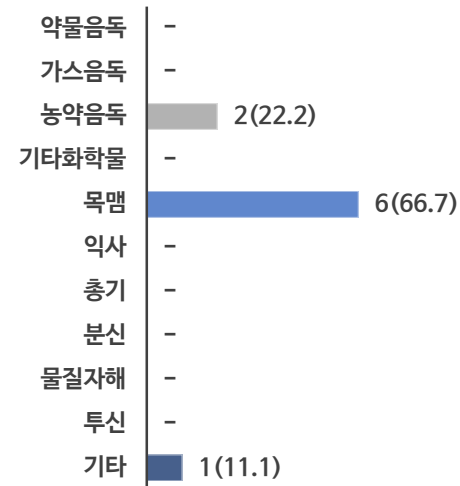
화천군




양구군



양양군



[illegible]



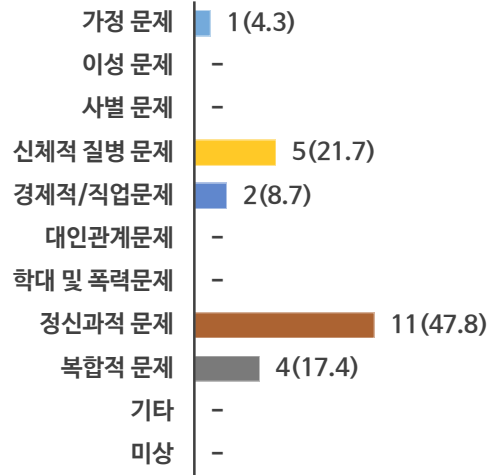
2019년 1-5월 | 시군별 | 자살사망자 수 | 자살동기

구분		춘천시	원주시	강릉시	동해시	태백시	속초시	삼척시	홍천군	횡성군	영월군	평창군	정선군	철원군	화천군	양구군	인제군	고성군	양양군	전체
가정 문제	N	1	1	1	0	0	1	0	1	0	1	0	1	0	0	1	0	0	0	8
	%	4.3	3.3	5.3	0.0	0.0	11.1	0.0	20.0	0.0	20.0	0.0	25.0	0.0	0.0	50.0	0.0	0.0	0.0	5.8
이성 문제	N	0	1	0	0	0	0	0	0	0	0	0	0	0	0	0	0	0	0	1
	%	0.0	3.3	0.0	0.0	0.0	0.0	0.0	0.0	0.0	0.0	0.0	0.0	0.0	0.0	0.0	0.0	0.0	0.0	0.7
사별 문제	N	0	0	0	0	0	0	0	0	0	0	0	0	0	0	0	0	0	1	1
	%	0.0	0.0	0.0	0.0	0.0	0.0	0.0	0.0	0.0	0.0	0.0	0.0	0.0	0.0	0.0	0.0	0.0	11.1	0.7
신체적 질병 문제	N	5	2	4	1	0	0	2	2	1	2	3	0	3	0	0	0	0	1	26
	%	21.7	6.7	21.1	25.0	0.0	0.0	66.7	40.0	16.7	40.0	50.0	0.0	50.0	0.0	0.0	0.0	0.0	11.1	19.0
경제적 또는 직업 문제	N	2	3	5	1	1	2	0	1	2	0	1	1	0	0	0	0	0	0	19
	%	8.7	10.0	26.3	25.0	25.0	22.2	0.0	20.0	33.3	0.0	16.7	25.0	0.0	0.0	0.0	0.0	0.0	0.0	13.9
대인관계문제	N	0	0	0	0	0	0	1	0	0	0	0	0	0	0	0	0	0	0	1
	%	0.0	0.0	0.0	0.0	0.0	0.0	33.3	0.0	0.0	0.0	0.0	0.0	0.0	0.0	0.0	0.0	0.0	0.0	0.7
학대 및 폭력 문제	N	0	0	0	0	0	0	0	0	0	0	0	0	0	0	0	0	0	0	0
	%	0.0	0.0	0.0	0.0	0.0	0.0	0.0	0.0	0.0	0.0	0.0	0.0	0.0	0.0	0.0	0.0	0.0	0.0	0.0
정신과적 문제	N	11	9	4	1	0	2	0	0	0	0	1	0	0	0	1	0	0	2	31
	%	47.8	30.0	21.1	25.0	0.0	22.2	0.0	0.0	0.0	0.0	16.7	0.0	0.0	0.0	50.0	0.0	0.0	22.2	22.6
복합적 문제	N	4	14	3	1	2	4	0	1	3	1	1	2	3	2	0	0	0	4	45
	%	17.4	46.7	15.8	25.0	50.0	44.4	0.0	20.0	50.0	20.0	16.7	50.0	50.0	100.0	0.0	0.0	0.0	44.4	32.8
기타	N	0	0	1	0	1	0	0	0	0	1	0	0	0	0	0	0	0	0	3
	%	0.0	0.0	5.3	0.0	25.0	0.0	0.0	0.0	0.0	20.0	0.0	0.0	0.0	0.0	0.0	0.0	0.0	0.0	2.2
미상	N	0	0	1	0	0	0	0	0	0	0	0	0	0	0	0	0	0	1	2
	%	0.0	0.0	5.3	0.0	0.0	0.0	0.0	0.0	0.0	0.0	0.0	0.0	0.0	0.0	0.0	0.0	0.0	11.1	1.5
전체	N	23	30	19	4	4	9	3	5	6	5	6	4	6	2	2	0	0	9	137
	%	100.0	100.0	100.0	100.0	100.0	100.0	100.0	100.0	100.0	100.0	100.0	100.0	100.0	100.0	100.0	0.0	0.0	100.0	100.0

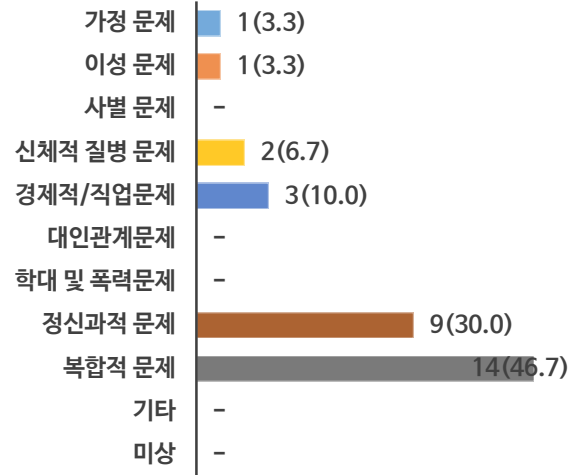


2019년 1-5월 | 시군별 | 자살사망자 수 | 자살동기 : 시단위

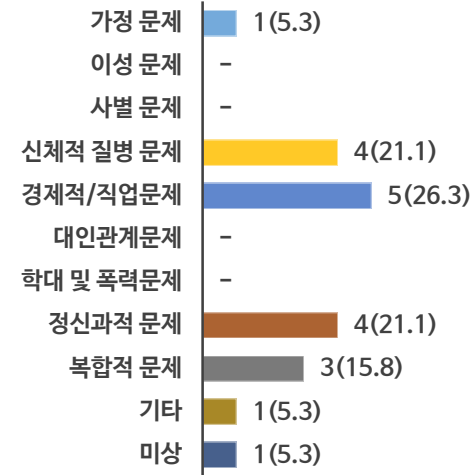
춘천시



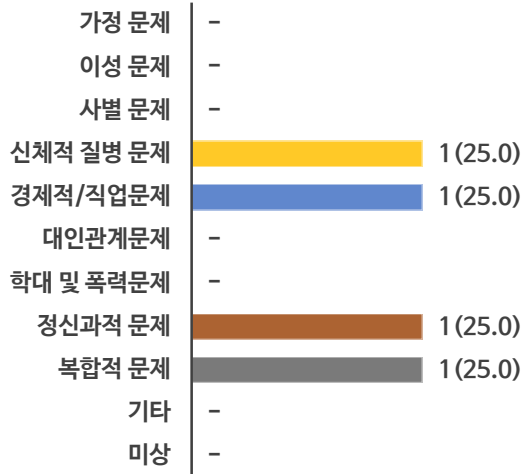
원주시



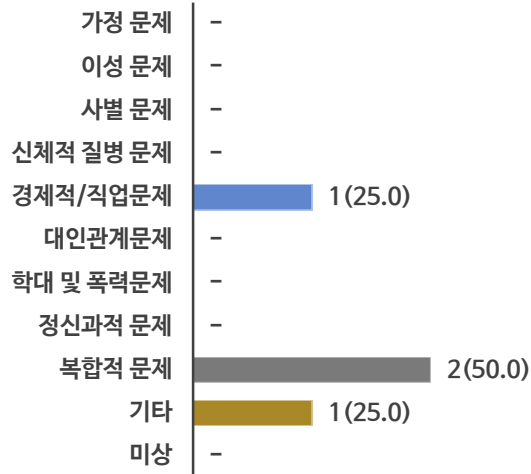
강릉시



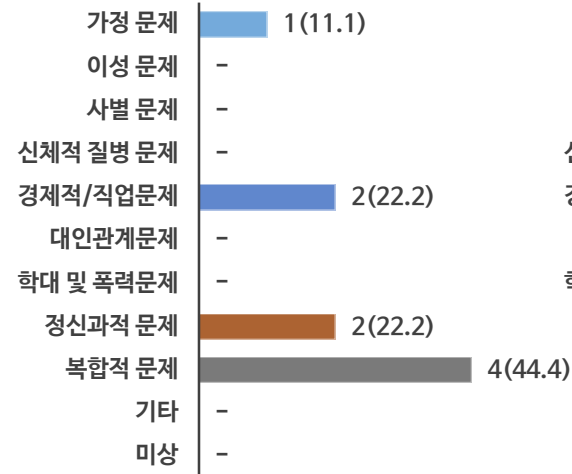
동해시



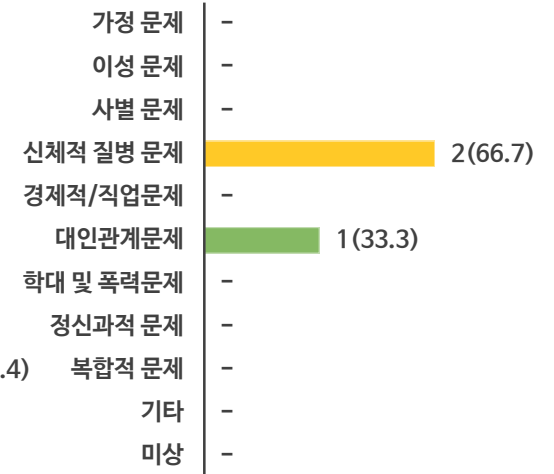
태백시



속초시



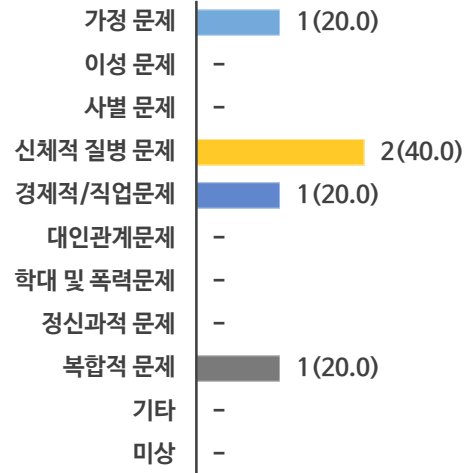
삼척시



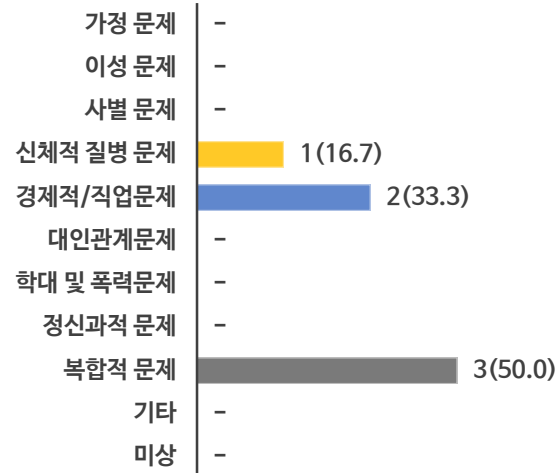


2019년 1-5월 | 시군별 | 자살사망자 수 | 자살동기 : 군단위

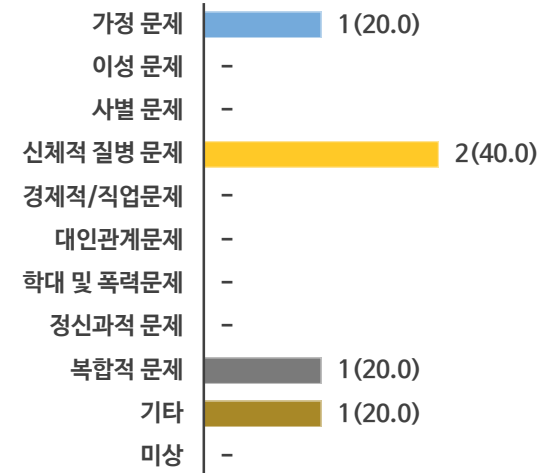
홍천군



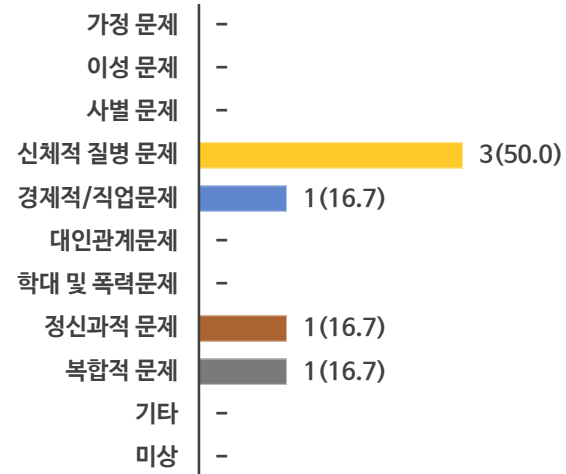
횡성군



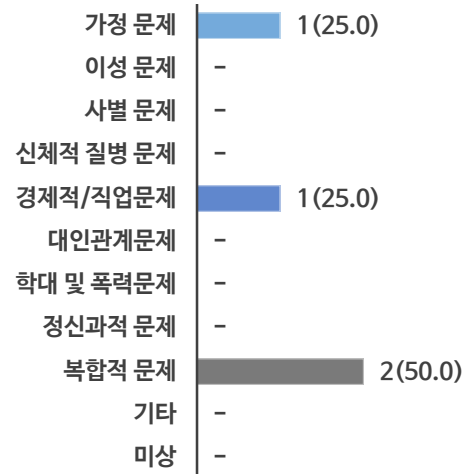
영월군




평창군



정선군



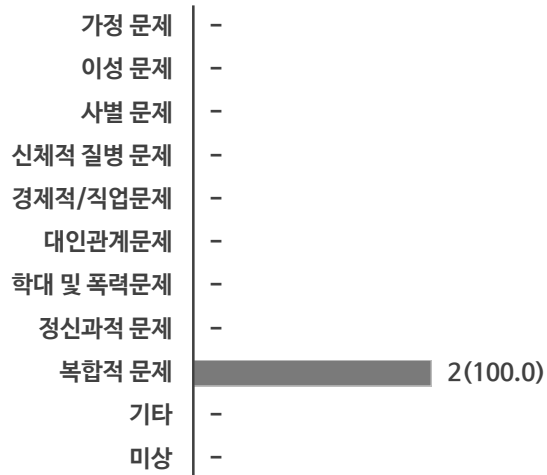
철원군



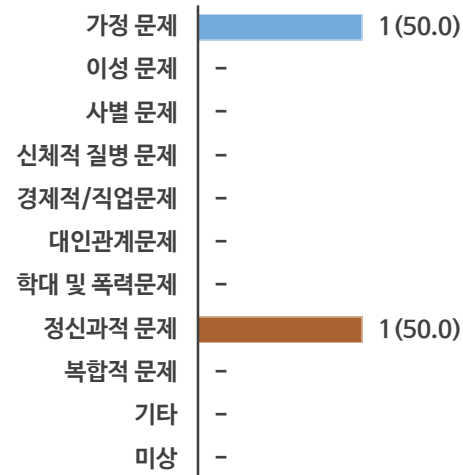


2019년 1-5월 | 시군별 | 자살사망자 수 | 자살동기 : 군단위

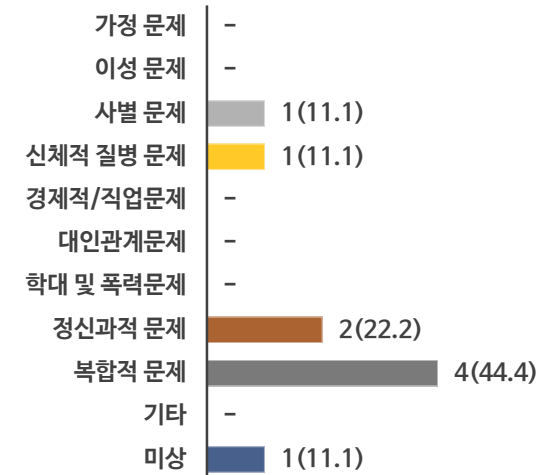
화천군



양구군



양양군



[illegible]



2019년 1-5월 | 시군별 | 자살사망자 수 | 최초발견자

구분		춘천시	원주시	강릉시	동해시	태백시	속초시	삼척시	홍천군	횡성군	영월군	평창군	정선군	철원군	화천군	양구군	인제군	고성군	양양군	전체
가족	N	14	7	4	0	1	2	0	0	2	2	1	1	1	0	0	0	0	3	38
	%	60.9	23.3	21.1	0.0	25.0	22.2	0.0	0.0	33.3	40.0	16.7	25.0	16.7	0.0	0.0	0.0	0.0	33.3	27.7
친구	N	1	2	2	0	0	0	0	0	1	0	0	0	0	0	2	0	0	0	8
	%	4.3	6.7	10.5	0.0	0.0	0.0	0.0	0.0	16.7	0.0	0.0	0.0	0.0	0.0	100.0	0.0	0.0	0.0	5.8
이웃	N	2	1	1	1	0	2	1	0	1	1	0	1	0	0	0	0	0	0	11
	%	8.7	3.3	5.3	25.0	0.0	22.2	33.3	0.0	16.7	20.0	0.0	25.0	0.0	0.0	0.0	0.0	0.0	0.0	8.0
직장동료	N	0	0	0	0	0	2	0	0	0	0	0	0	0	0	0	0	0	1	3
	%	0.0	0.0	0.0	0.0	0.0	22.2	0.0	0.0	0.0	0.0	0.0	0.0	0.0	0.0	0.0	0.0	0.0	11.1	2.2
경찰/ 소방대원	N	2	0	0	0	1	0	0	1	0	0	0	0	0	0	0	0	0	0	4
	%	8.7	0.0	0.0	0.0	25.0	0.0	0.0	20.0	0.0	0.0	0.0	0.0	0.0	0.0	0.0	0.0	0.0	0.0	2.9
타인	N	4	20	12	3	2	3	2	4	2	2	5	2	5	2	0	0	0	5	73
	%	17.4	66.7	63.2	75.0	50.0	33.3	66.7	80.0	33.3	40.0	83.3	50.0	83.3	100.0	0.0	0.0	0.0	55.6	53.3
미상	N	0	0	0	0	0	0	0	0	0	0	0	0	0	0	0	0	0	0	0
	%	0.0	0.0	0.0	0.0	0.0	0.0	0.0	0.0	0.0	0.0	0.0	0.0	0.0	0.0	0.0	0.0	0.0	0.0	0.0
전체	N	23	30	19	4	4	9	3	5	6	5	6	4	6	2	2	0	0	9	137
	%	100.0	100.0	100.0	100.0	100.0	100.0	100.0	100.0	100.0	100.0	100.0	100.0	100.0	100.0	100.0	0.0	0.0	100.0	100.0



2019년 1-5월 | 시군별 | 자살사망자 수 | 월별 자살사망자 수

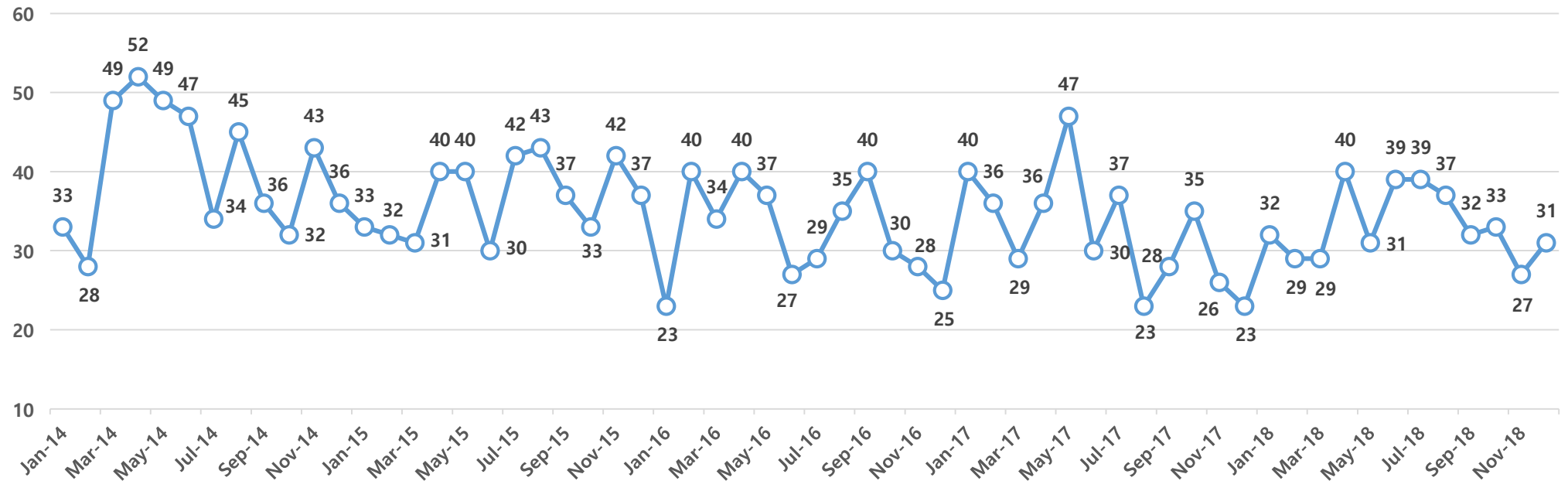
시군별	1월		2월		3월		4월		5월		2018	2019	증감(%)
	19'(18')	증감	19'(18')	증감	19'(18')	증감	19'(18')	증감	19'(18')	증감			
강원도	26(32)	▼6	26(29)	▼3	30(29)	▲1	31(40)	▼9	24(31)	▼7	161	137	-24(▼14.9)
춘천시	5(5)	-	4(9)	▼5	3(6)	▼3	8(5)	▲3	3(3)	-	28	23	-5(▼17.9)
원주시	5(2)	▲3	5(6)	▼1	9(7)	▲2	7(7)	-	4(7)	▼3	29	30	1(▲3.4)
강릉시	4(6)	▼2	5(4)	▲1	5(4)	▲1	0(7)	▼7	5(5)	-	26	19	-7(▼26.9)
동해시	3(2)	▲1	0(1)	▼1	1(1)	-	0(2)	▼2	0(5)	▼5	11	4	-7(▼63.6)
태백시	0(3)	▼3	1(1)	-	0(0)	-	1(2)	▼1	2(4)	▼2	10	4	-6(▼60.0)
속초시	1(1)	-	2(0)	▲2	4(0)	▲4	1(1)	-	1(1)	-	3	9	6(▲200.0)
삼척시	1(0)	▲1	0(0)	-	0(1)	▼1	0(2)	▼2	2(1)	▲1	4	3	-1(▼25.0)
홍천군	2(2)	-	0(2)	▼2	0(1)	▼1	2(2)	-	1(1)	-	8	5	-3(▼37.5)
횡성군	0(0)	-	1(1)	-	2(1)	▲1	3(1)	▲2	0(0)	-	3	6	3(▲100.0)
영월군	0(0)	-	2(1)	▲1	0(3)	▼3	2(1)	▲1	1(1)	-	6	5	-1(▼16.7)
평창군	0(1)	▼1	1(0)	▲1	3(1)	▲2	2(2)	-	0(1)	▼1	5	6	1(▲20.0)
정선군	1(1)	-	1(0)	▲1	1(2)	▼1	0(0)	-	1(1)	-	4	4	0(-)
철원군	1(3)	▼2	1(0)	▲1	1(1)	-	2(2)	-	1(0)	▲1	6	6	0(-)
화천군	0(1)	▼1	1(0)	▲1	0(0)	-	1(0)	▲1	0(0)	-	1	2	1(▲100.0)
양구군	1(0)	▲1	0(0)	-	1(0)	▲1	0(3)	▼3	0(0)	-	3	2	-1(▼33.3)
인제군	0(1)	▼1	0(3)	▼3	0(1)	▼1	0(1)	▼1	0(1)	▼1	7	0	-7(▼100.0)
고성군	0(1)	▼1	0(1)	▼1	0(0)	-	0(1)	▼1	0(0)	-	3	0	-3(▼100.0)
양양군	2(3)	▼1	2(0)	▲2	0(0)	-	2(1)	▲1	3(0)	▲3	4	9	5(▲125.0)



2014-2018년 강원도 | 월별 자살사망자 수 |

구분		1월	2월	3월	4월	5월	6월	7월	8월	9월	10월	11월	12월	전체
2014	N	33	28	49	52	49	47	34	45	36	32	43	36	484
	%	6.8	5.8	10.1	10.7	10.1	9.7	7.0	9.3	7.4	6.6	8.9	7.4	100.0
2015	N	33	32	31	40	40	30	42	43	37	33	42	37	440
	%	7.5	7.3	7.0	9.1	9.1	6.8	9.5	9.8	8.4	7.5	9.5	8.4	100.0
2016	N	23	40	34	40	37	27	29	35	40	30	28	25	388
	%	5.9	10.3	8.8	10.3	9.5	7.0	7.5	9.0	10.3	7.7	7.2	6.4	100.0
2017	N	40	36	29	36	47	30	37	23	28	35	26	23	390
	%	10.3	9.2	7.4	9.2	12.1	7.7	9.5	5.9	7.2	9.0	6.7	5.9	100.0
2018	N	32	29	29	40	31	39	39	37	32	33	27	31	399
	%	8.0	7.3	7.3	10.0	7.8	9.8	9.8	9.3	8.0	8.3	6.8	7.8	100.0

2014-2018 강원도 자살자 수 추이





2014-2018년 강원도 | 월별 자살사망자 수 |

구분	비표준화 계수		표준화 계수	t	유의확률(p)
	B	표준오차	β		
(상수)	39.816	1.643		24.238	.000***
시간(tm)	-.157	.047	-.404	-3.360	.001**

$R^2 = 0.168$, $\text{Adj-}R^2 = 0.148$, $F = 11.287$, $p = .001^{**}$

*:P<0.05 / **:P < 0.01 / ***: P<0.001

$$\hat{y} = 39.816 - 0.157(tm)$$

강원도의 2014-2018년 자살현황 중 시간(월단위)에 따른 자살자 수의 변화를 알아보기 위해 단순회귀분석을 실시함. 회귀계수의 유의성 검정결과, 시간($t=-3.425$, $p<.01$)이 자살사망자 수에 유의한 영향을 미치는 것으로 나타남.

이는 통계적으로 시간이 흐를수록 자살사망자 수는 감소한다는 것으로 할 수 있음.



2014-2018년 강원도 | 월별 자살사망자 수 |

구분	비표준화 계수		표준화 계수 β	T	유의확률(p)	
	B	표준오차				
(상수)	36.263	1.989		18.232	.000***	
시간(tm)	-0.152	0.044	-0.389	-3.425	.001**	
계절	계절더미 : 봄(sp)	6.915	2.149	0.444	3.218	.002**
	계절더미 : 여름(sm)	4.237	2.151	0.272	1.970	.054
	계절더미 : 가을(at)	2.358	2.160	0.151	1.092	.280

$$R^2 = 0.304, \text{Adju-}R^2 = 0.253, F = 5.995, p = .000***$$

*:P<0.05 / **:P < 0.01 / ***: P<0.001

$$\hat{y} = 36.263 - 0.152(tm) + 6.915(sp) + 4.237(sm) + 2.358(at)$$

강원도의 2014-2018년 시간(월단위)과 계절에 따른 자살자 수의 변화를 알아보기 위해 다중회귀분석을 실시하였다. 독립변수(시간, 계절)간 다중공선성은 없는 것으로 나타났으며, 회귀계수의 유의성 검정결과는 시간($t=-3.425$, $p<.01$), 계절더미 : 봄($t=3.218$, $p<.01$)이 자살사망자 수에 유의한 영향을 미치는 것으로 나타남.

표준화 계수(β)는 각 독립변수들이 종속변수인 자살사망자 수에 미치는 상대적인 영향력을 나타내는 것으로 계절더미 : 봄($\beta=0.444$)이 가장 큰 영향을 주었으며, 그 다음으로 시간($\beta=-0.389$)이 영향을 주는 것으로 나타남.

이는 통계적으로 시간이 흐를수록 자살사망자 수는 감소,
계절이 봄인 경우가 겨울인 경우보다 자살사망자수 가 더 높다는 것으로 할 수 있음.