

# 2019년 8월 강원도 자살사망자 현황분석

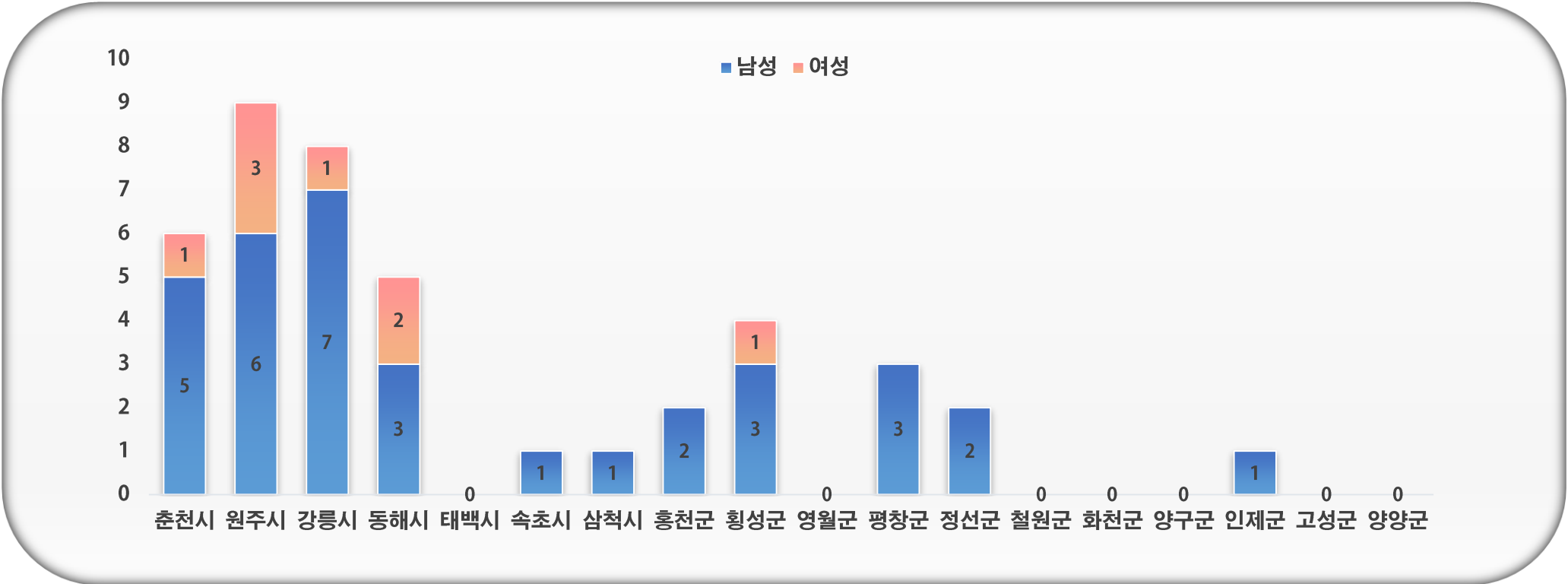
- 기간 : 2019.08.01 - 08.31
- 근거 : 강원도자살예방센터 자체 조사자료



# 2019년 8월 시군별 | 자살사망자 수 | 성별

구분		춘천시	원주시	강릉시	동해시	속초시	삼척시	홍천군	횡성군	평창군	정선군	인제군	전체
남성	N	5	6	7	3	1	1	2	3	3	2	1	34
	%	83.3	66.7	87.5	60.0	100.0	100.0	100.0	75.0	100.0	100.0	100.0	81.0
여성	N	1	3	1	2	0	0	0	1	0	0	0	8
	%	16.7	33.3	12.5	40.0	0.0	0.0	0.0	25.0	0.0	0.0	0.0	19.0
전체	N	6	9	8	5	1	1	2	4	3	2	1	42
	%	100.0	100.0	100.0	100.0	100.0	100.0	100.0	100.0	100.0	100.0	100.0	100.0

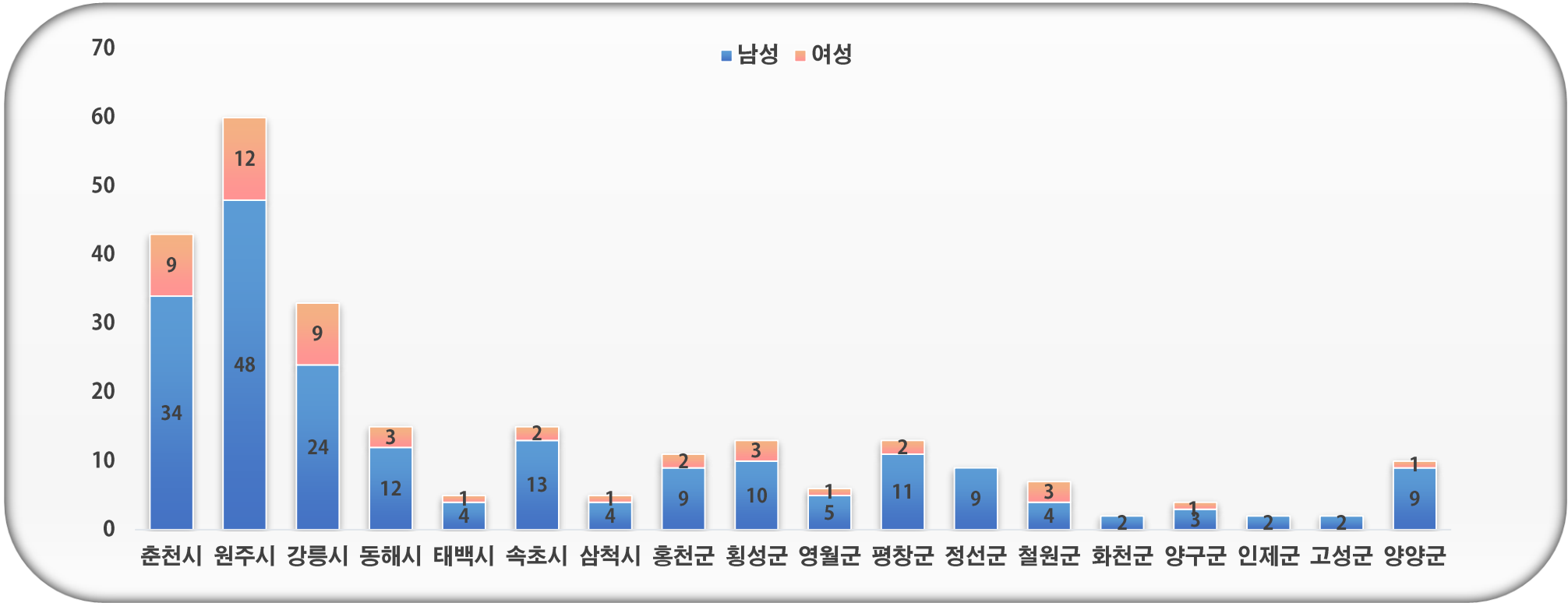
※ 태백시,영월군, 철원군, 화천군, 양구군, 고성군, 양양군 8월 자살사망자 “없음”





# 2019년 1-8월 | 시군별 | 자살사망자 수 | 성별

구분		춘천시	원주시	강릉시	동해시	태백시	속초시	삼척시	홍천군	횡성군	영월군	평창군	정선군	철원군	화천군	양구군	인제군	고성군	양양군	전체
남성	N	34	48	24	12	4	13	4	9	10	5	11	9	4	2	3	2	2	9	205
	%	79.1	80.0	72.7	80.0	80.0	86.7	80.0	81.8	76.9	83.3	84.6	100.0	57.1	100.0	75.0	100.0	100.0	90.0	80.4
여성	N	9	12	9	3	1	2	1	2	3	1	2	0	3	0	1	0	0	1	50
	%	20.9	20.0	27.3	20.0	20.0	13.3	20.0	18.2	23.1	16.7	15.4	0.0	42.9	0.0	25.0	0.0	0.0	10.0	19.6
전체	N	43	60	33	15	5	15	5	11	13	6	13	9	7	2	4	2	2	10	255
	%	100.0	100.0	100.0	100.0	100.0	100.0	100.0	100.0	100.0	100.0	100.0	100.0	100.0	100.0	100.0	100.0	100.0	100.0	100.0



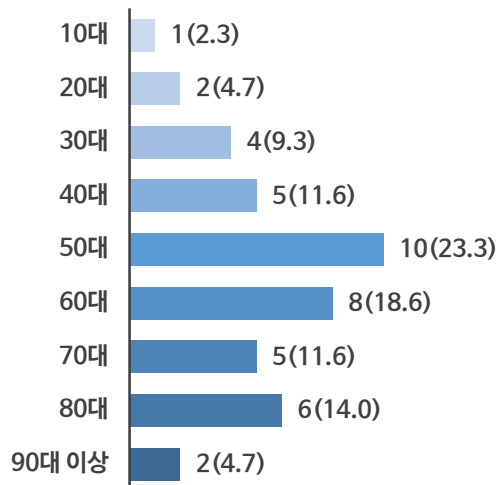
[illegible]

[illegible]

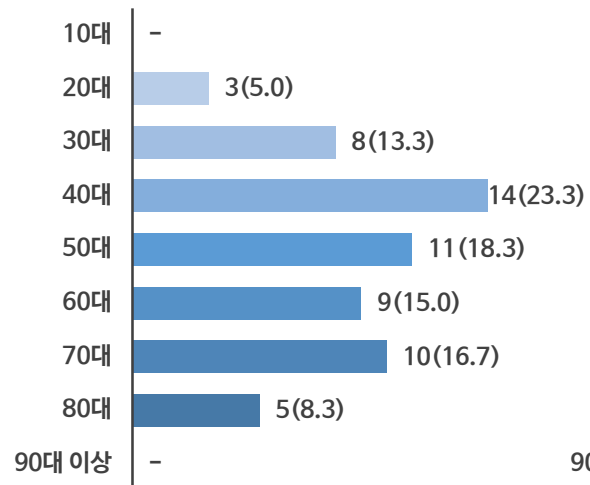


## 2019년 1-8월 | 시군별 | 자살사망자 수 | 연령대 : 시단위

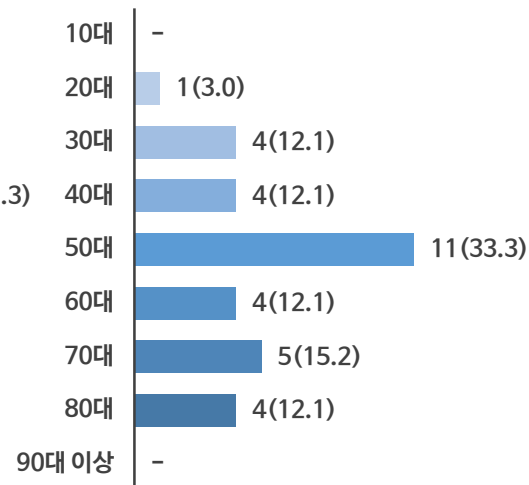
### 춘천시



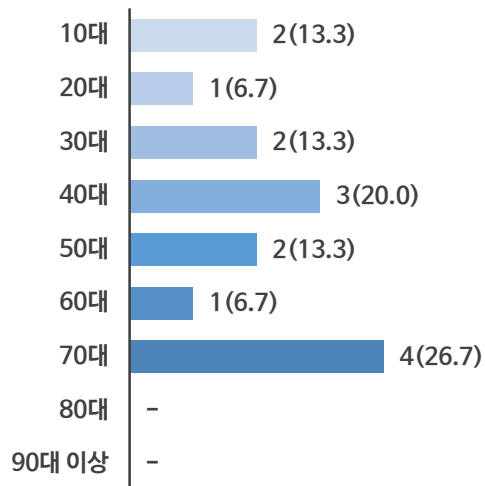
### 원주시



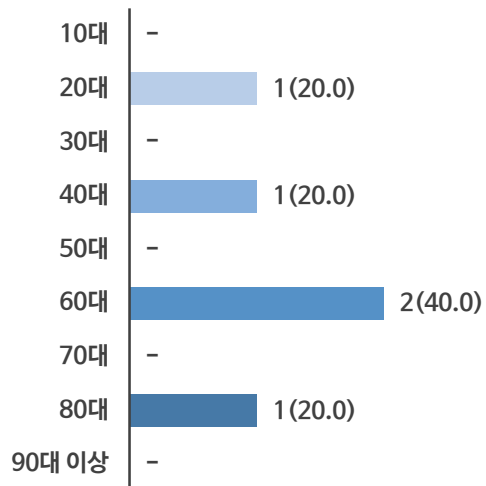
### 강릉시



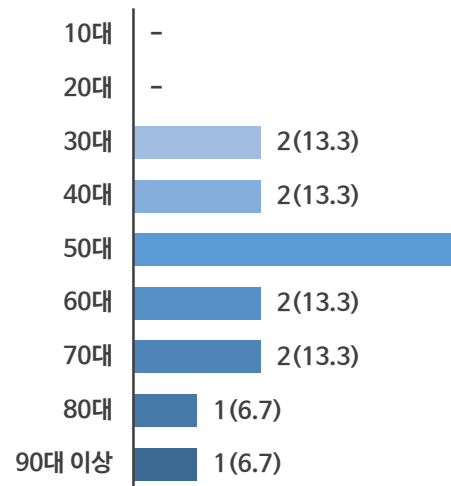
### 동해시



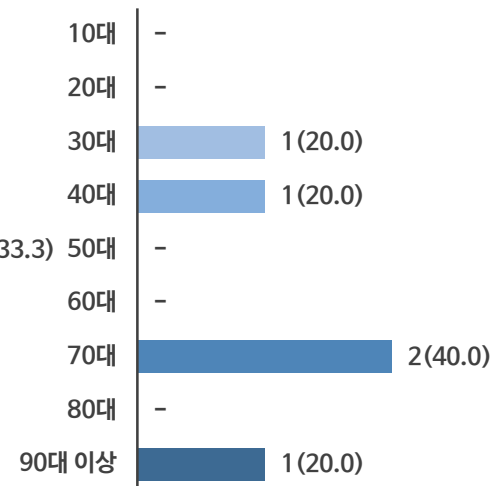
### 태백시



### 속초시



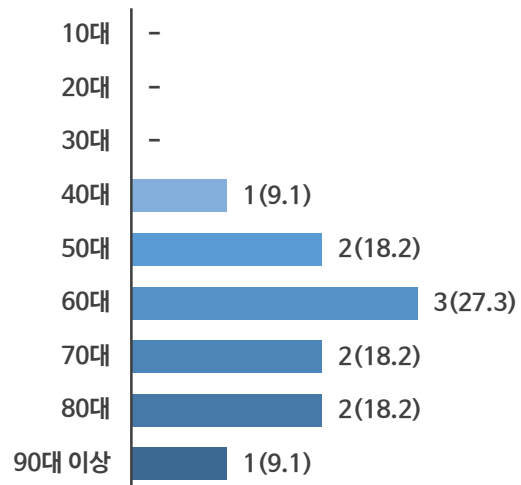
### 삼척시



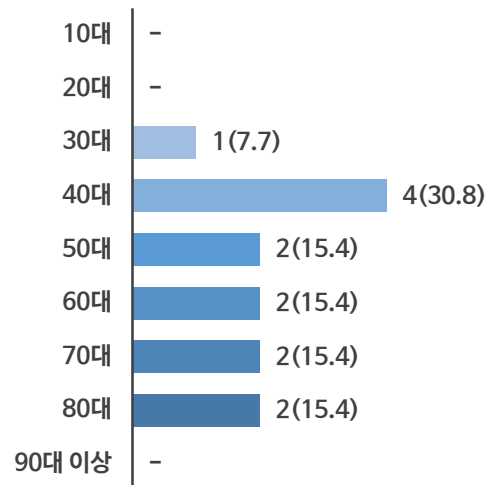


## 2019년 1-8월 | 시군별 | 자살사망자 수 | 연령대 : 군단위

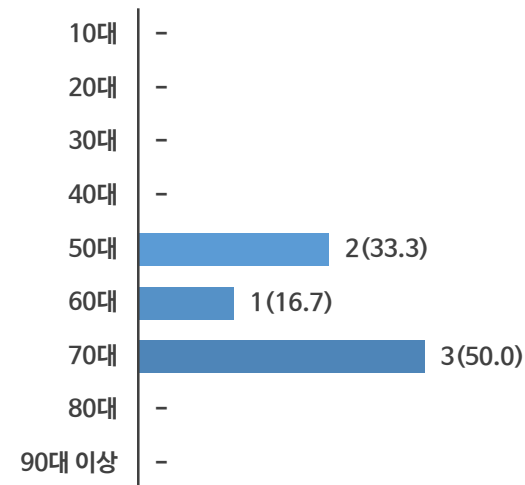
### 홍천군



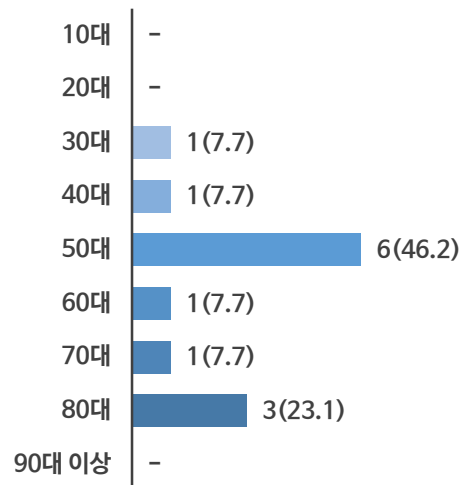
### 횡성군



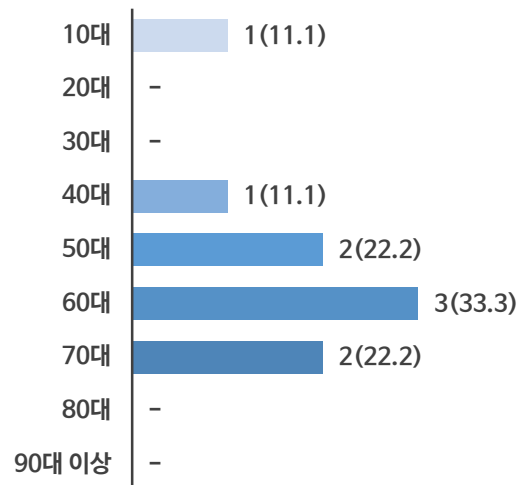
### 영월군



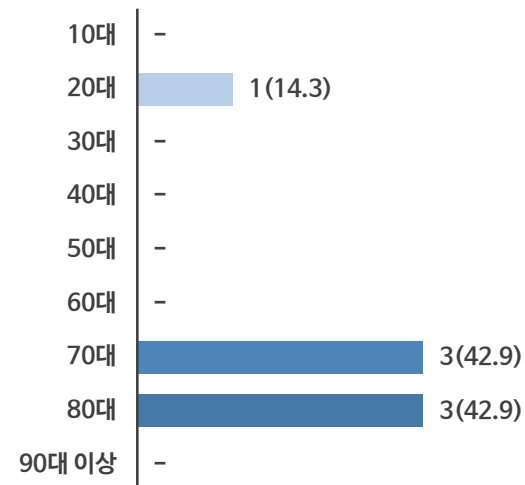
### 평창군



### 정선군



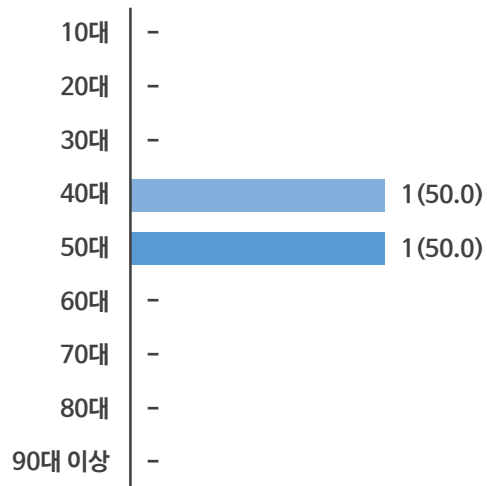
### 철원군



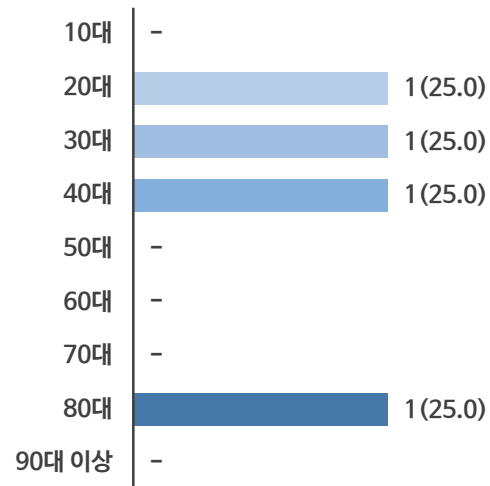


## 2019년 1-8월 시군별 | 자살사망자 수 | 연령대 : 군단위


화천군



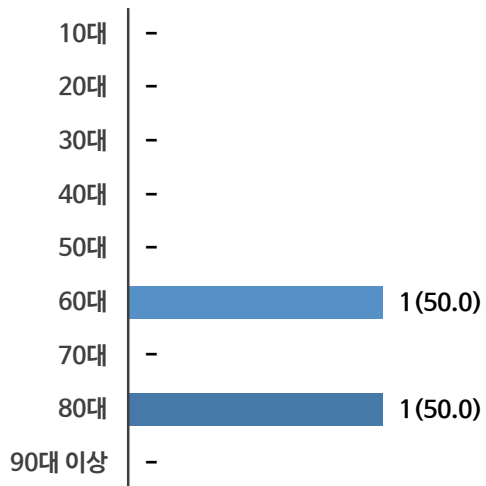
양구군



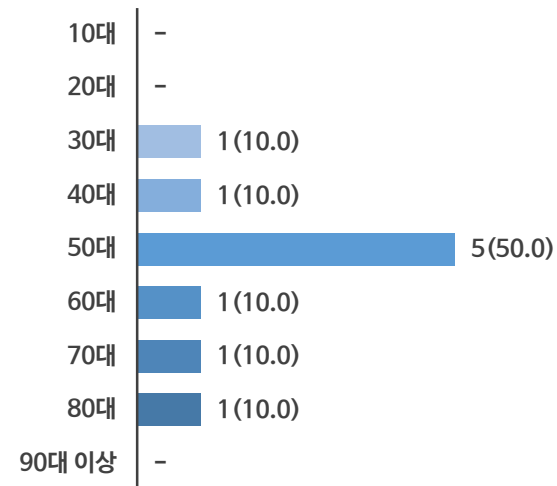
인제군



고성군



양양군

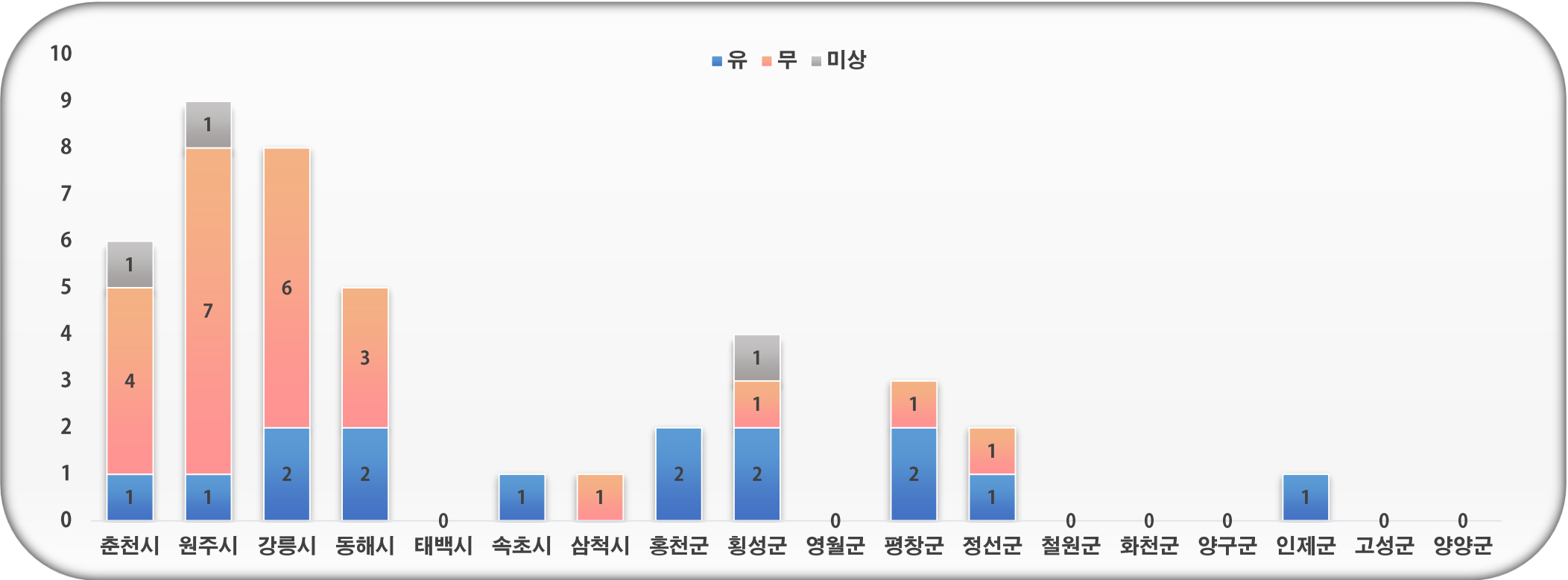






# 2019년 8월 시군별 | 자살사망자 수 | 직업유무

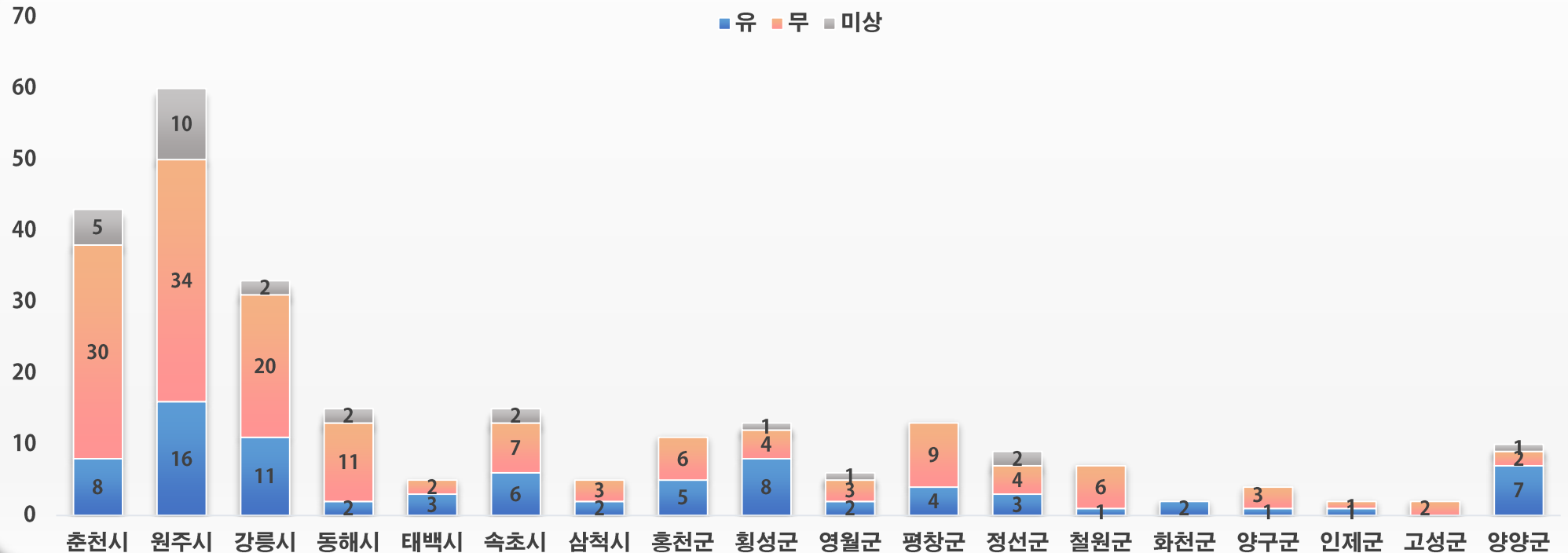
구분		춘천시	원주시	강릉시	동해시	속초시	삼척시	홍천군	횡성군	평창군	정선군	인제군	전체
유	N	1	1	2	2	1	0	2	2	2	1	1	15
	%	16.7	11.1	25.0	40.0	100.0	0.0	100.0	50.0	66.7	50.0	100.0	35.7
무	N	4	7	6	3	0	1	0	1	1	1	0	24
	%	66.7	77.8	75.0	60.0	0.0	100.0	0.0	25.0	33.3	50.0	0.0	57.1
미상	N	1	1	0	0	0	0	0	1	0	0	0	3
	%	16.7	11.1	0.0	0.0	0.0	0.0	0.0	25.0	0.0	0.0	0.0	7.1
전체	N	6	9	8	5	1	1	2	4	3	2	1	42
	%	100.0	100.0	100.0	100.0	100.0	100.0	100.0	100.0	100.0	100.0	100.0	100.0





## 2019년 1-8월 | 시군별 | 자살사망자 수 | 직업유무

구분		춘천시	원주시	강릉시	동해시	태백시	속초시	삼척시	홍천군	횡성군	영월군	평창군	정선군	철원군	화천군	양구군	인제군	고성군	양양군	전체
유	N	8	16	11	2	3	6	2	5	8	2	4	3	1	2	1	1	0	7	82
	%	18.6	26.7	33.3	13.3	60.0	40.0	40.0	45.5	61.5	33.3	30.8	33.3	14.3	100.0	25.0	50.0	0.0	70.0	32.2
무	N	30	34	20	11	2	7	3	6	4	3	9	4	6	0	3	1	2	2	147
	%	69.8	56.7	60.6	73.3	40.0	46.7	60.0	54.5	30.8	50.0	69.2	44.4	85.7	0.0	75.0	50.0	100.0	20.0	57.6
미상	N	5	10	2	2	0	2	0	0	1	1	0	2	0	0	0	0	0	1	26
	%	11.6	16.7	6.1	13.3	0.0	13.3	0.0	0.0	7.7	16.7	0.0	22.2	0.0	0.0	0.0	0.0	0.0	10.0	10.2
전체	N	43	60	33	15	5	15	5	11	13	6	13	9	7	2	4	2	2	10	255
	%	100.0	100.0	100.0	100.0	100.0	100.0	100.0	100.0	100.0	100.0	100.0	100.0	100.0	100.0	100.0	100.0	100.0	100.0	100.0

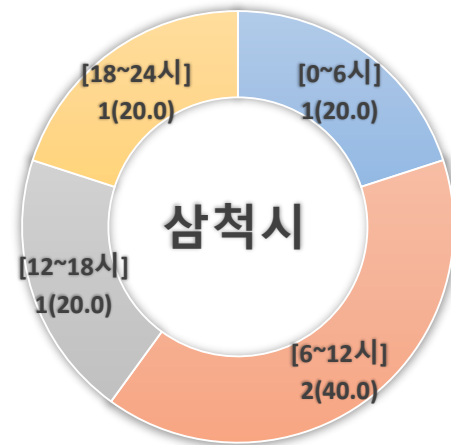
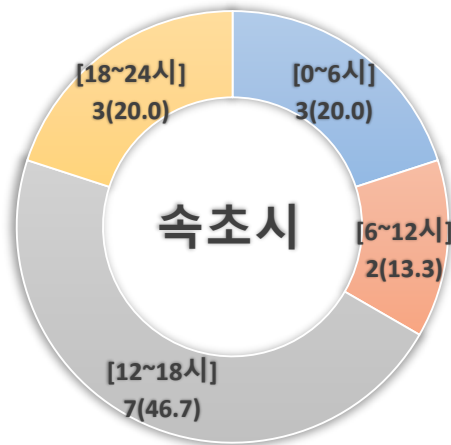
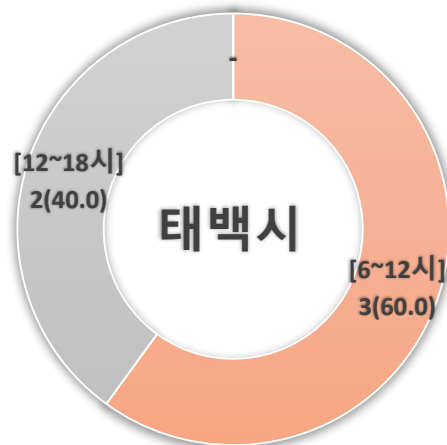
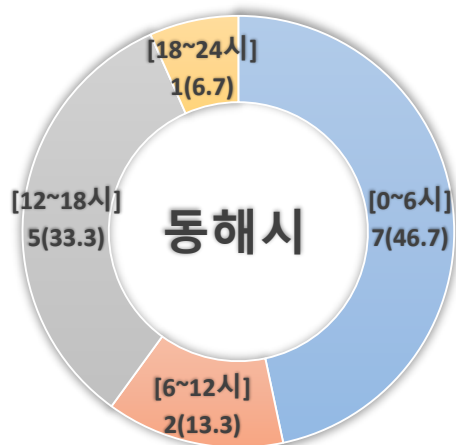
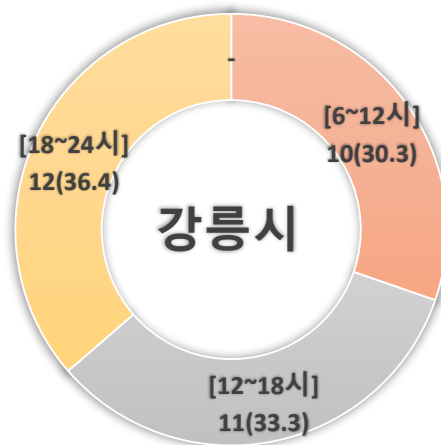
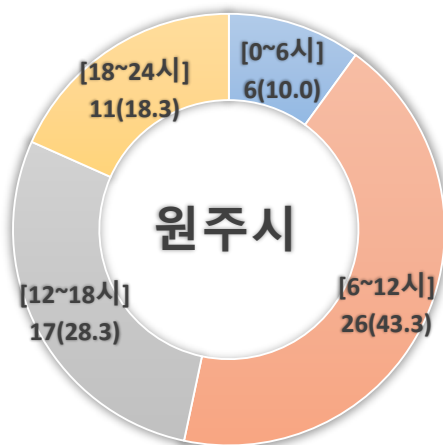
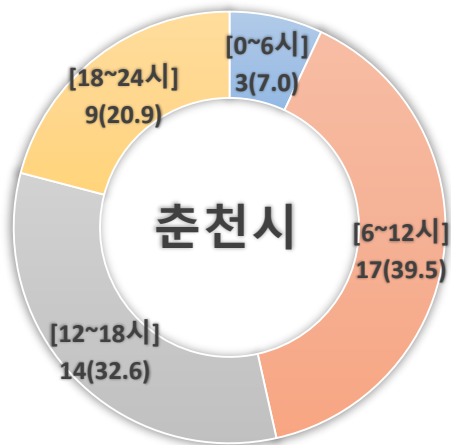


[illegible]

[illegible]

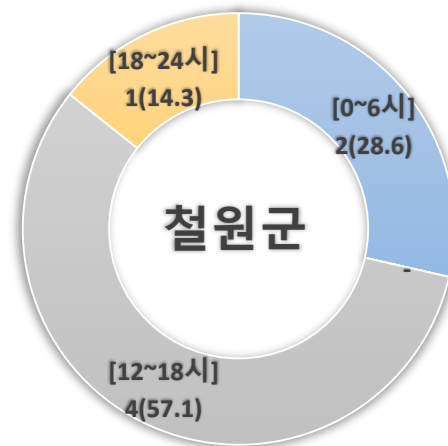
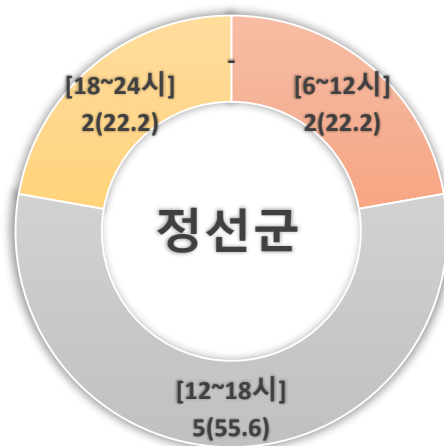
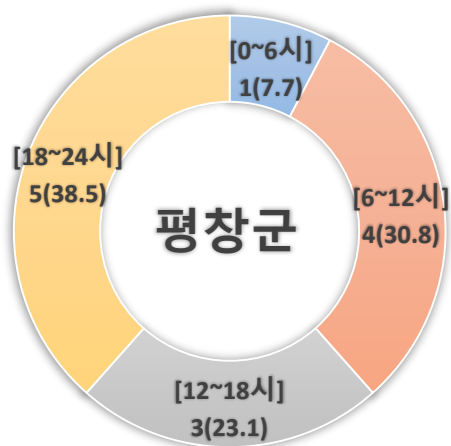
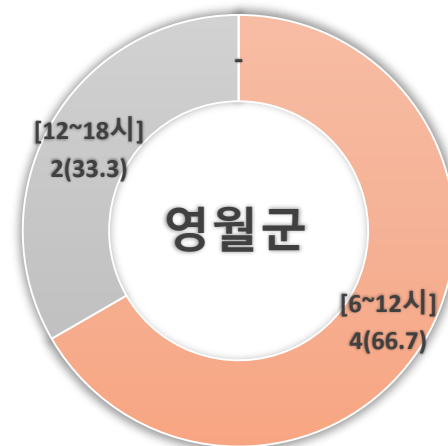
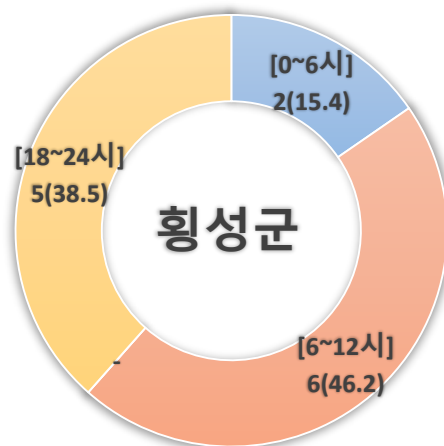
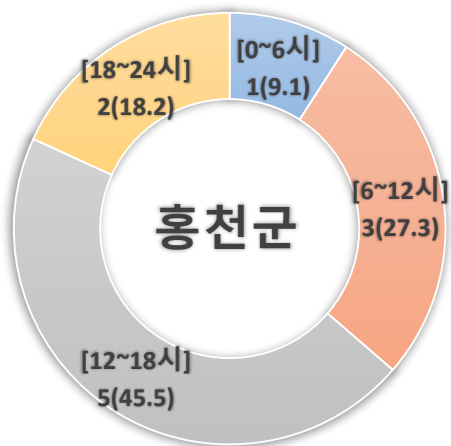


## 2019년 1-8월 | 시군별 | 자살사망자 수 | 사망시간 : 시간단위



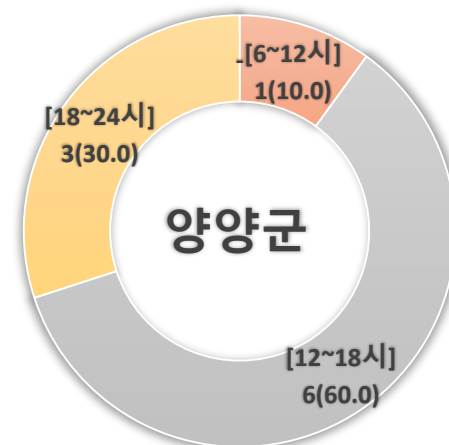
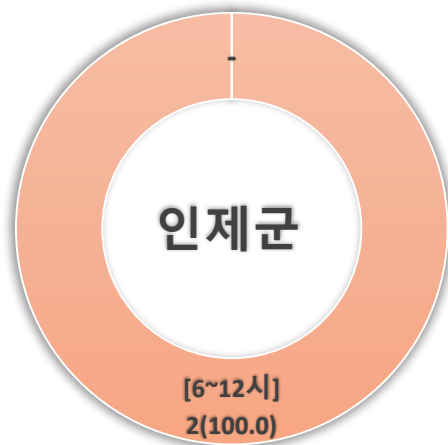
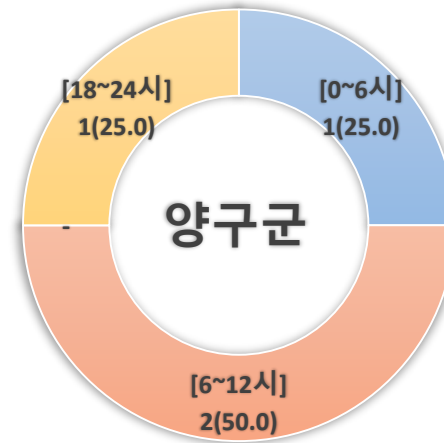
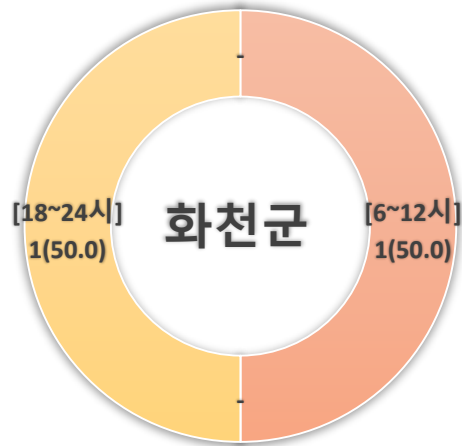


## 2019년 1-8월 | 시군별 | 자살사망자 수 | 사망시간 : 군단위





## 2019년 1-8월 | 시군별 | 자살사망자 수 | 사망시간 : 군단위



[illegible]



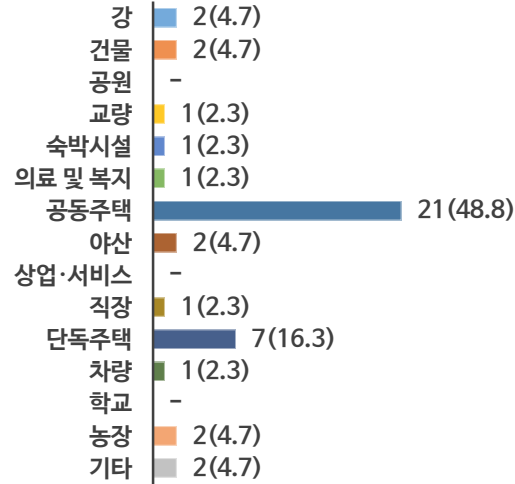


구분		춘천시	원주시	강릉시	동해시	태백시	속초시	삼척시	홍천군	횡성군	영월군	평창군	정선군	철원군	화천군	양구군	인제군	고성군	양양군	전체
강	N	2	1	0	0	0	0	0	1	0	0	0	1	0	0	0	0	0	0	5
	%	4.7	1.7	0.0	0.0	0.0	0.0	0.0	9.1	0.0	0.0	0.0	11.1	0.0	0.0	0.0	0.0	0.0	0.0	2.0
건물	N	2	1	2	0	0	3	0	0	1	0	1	1	1	0	0	0	0	2	14
	%	4.7	1.7	6.1	0.0	0.0	20.0	0.0	0.0	7.7	0.0	7.7	11.1	14.3	0.0	0.0	0.0	0.0	20.0	5.5
공원	N	0	1	1	2	0	0	0	0	0	0	0	1	0	0	0	0	0	0	5
	%	0.0	1.7	3.0	13.3	0.0	0.0	0.0	0.0	0.0	0.0	0.0	11.1	0.0	0.0	0.0	0.0	0.0	0.0	2.0
교량	N	1	0	0	0	0	0	0	0	1	0	0	0	0	0	0	0	0	0	2
	%	2.3	0.0	0.0	0.0	0.0	0.0	0.0	0.0	7.7	0.0	0.0	0.0	0.0	0.0	0.0	0.0	0.0	0.0	0.8
숙박시설	N	1	2	0	2	0	1	0	1	0	0	0	1	0	0	0	0	0	0	8
	%	2.3	3.3	0.0	13.3	0.0	6.7	0.0	9.1	0.0	0.0	0.0	11.1	0.0	0.0	0.0	0.0	0.0	0.0	3.1
의료 및 복지기관	N	1	0	0	0	0	0	0	1	0	0	1	0	0	0	1	0	0	0	4
	%	2.3	0.0	0.0	0.0	0.0	0.0	0.0	9.1	0.0	0.0	7.7	0.0	0.0	0.0	25.0	0.0	0.0	0.0	1.6
공동주택	N	21	23	14	5	3	5	2	2	2	1	2	0	0	0	1	1	0	2	84
	%	48.8	38.3	42.4	33.3	60.0	33.3	40.0	18.2	15.4	16.7	15.4	0.0	0.0	0.0	25.0	50.0	0.0	20.0	32.9
야산	N	2	6	3	0	0	1	0	2	1	0	0	0	0	0	0	1	0	0	16
	%	4.7	10.0	9.1	0.0	0.0	6.7	0.0	18.2	7.7	0.0	0.0	0.0	0.0	0.0	0.0	50.0	0.0	0.0	6.3
상업 서비스시설	N	0	1	1	0	0	0	0	0	0	0	0	0	0	0	0	0	0	0	2
	%	0.0	1.7	3.0	0.0	0.0	0.0	0.0	0.0	0.0	0.0	0.0	0.0	0.0	0.0	0.0	0.0	0.0	0.0	0.8
직장	N	1	2	1	0	0	1	0	1	1	0	0	1	0	0	0	0	0	0	8
	%	2.3	3.3	3.0	0.0	0.0	6.7	0.0	9.1	7.7	0.0	0.0	11.1	0.0	0.0	0.0	0.0	0.0	0.0	3.1
단독주택	N	7	16	8	4	2	2	3	1	6	4	7	3	5	2	1	0	2	5	78
	%	16.3	26.7	24.2	26.7	40.0	13.3	60.0	9.1	46.2	66.7	53.8	33.3	71.4	100.0	25.0	0.0	100.0	50.0	30.6
차량	N	1	1	1	1	0	1	0	0	0	0	2	0	0	0	0	0	0	0	7
	%	2.3	1.7	3.0	6.7	0.0	6.7	0.0	0.0	0.0	0.0	15.4	0.0	0.0	0.0	0.0	0.0	0.0	0.0	2.7
학교	N	0	0	1	0	0	0	0	0	0	0	0	0	0	0	0	0	0	0	1
	%	0.0	0.0	3.0	0.0	0.0	0.0	0.0	0.0	0.0	0.0	0.0	0.0	0.0	0.0	0.0	0.0	0.0	0.0	0.4
농장	N	2	3	0	0	0	0	0	1	1	1	0	1	1	0	0	0	0	1	11
	%	4.7	5.0	0.0	0.0	0.0	0.0	0.0	9.1	7.7	16.7	0.0	11.1	14.3	0.0	0.0	0.0	0.0	10.0	4.3
기타 (노상,주차장 등)	N	2	3	1	1	0	1	0	1	0	0	0	0	0	0	1	0	0	0	10
	%	4.7	5.0	3.0	6.7	0.0	6.7	0.0	9.1	0.0	0.0	0.0	0.0	0.0	0.0	25.0	0.0	0.0	0.0	3.9
전체	N	43	60	33	15	5	15	5	11	13	6	13	9	7	2	4	2	2	10	255
	%	100.0	100.0	100.0	100.0	100.0	100.0	100.0	100.0	100.0	100.0	100.0	100.0	100.0	100.0	100.0	100.0	100.0	100.0	100.0

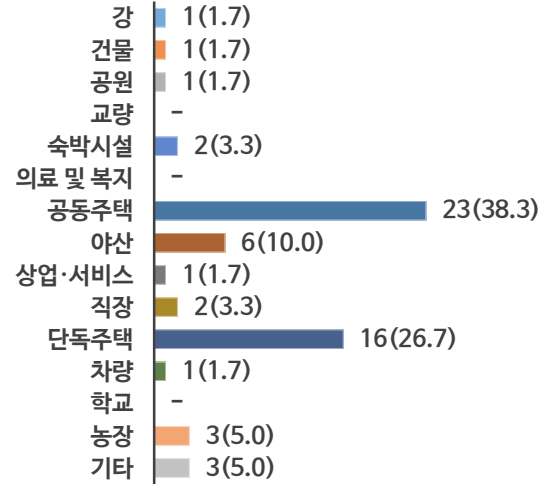


## 2019년 1-8월 | 시군별 | 자살사망자 수 | 사망장소 : 시단위

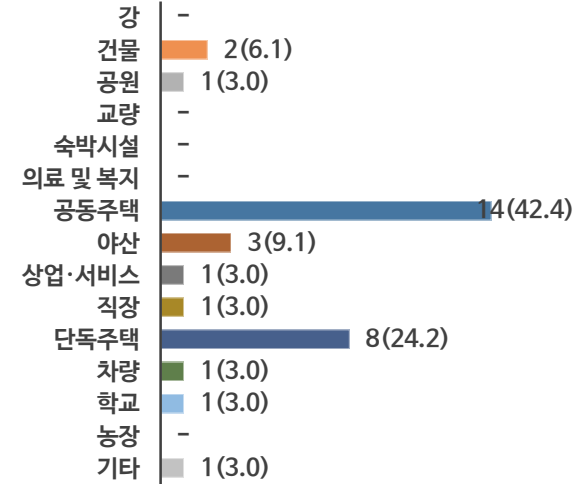
### 춘천시



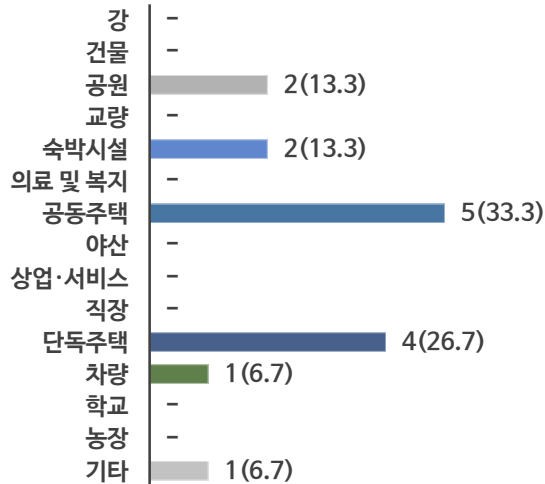
### 원주시




### 강릉시



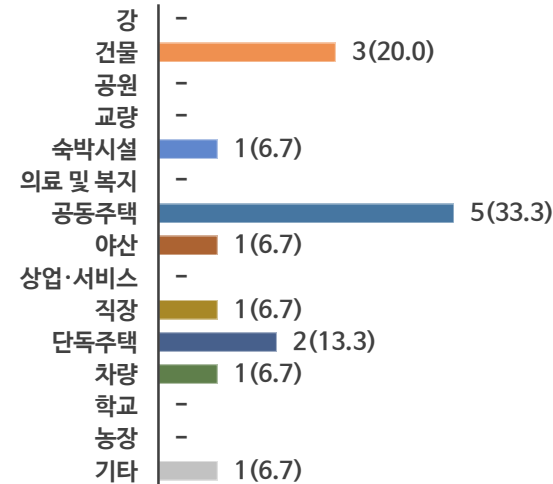
### 동해시




### 태백시



### 속초시



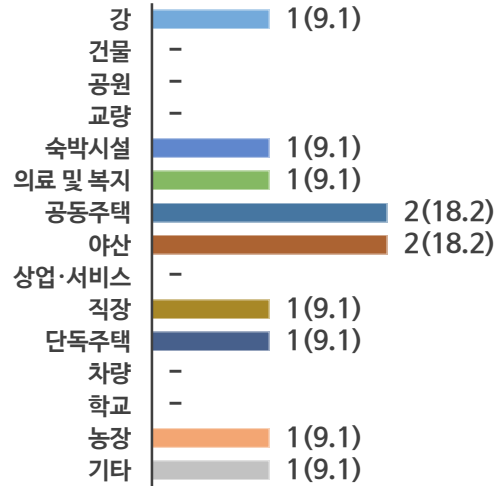
### 삼척시



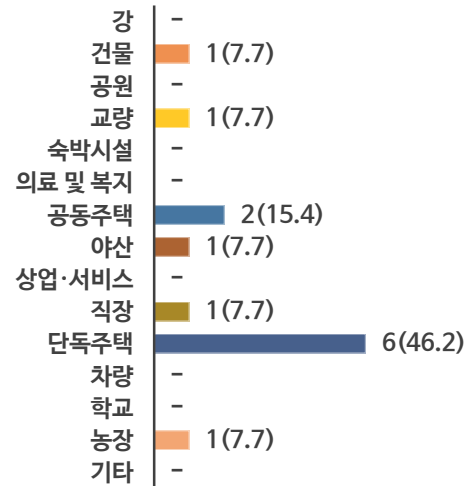


## 2019년 1-8월 | 시군별 | 자살사망자 수 | 사망장소 : 군단위

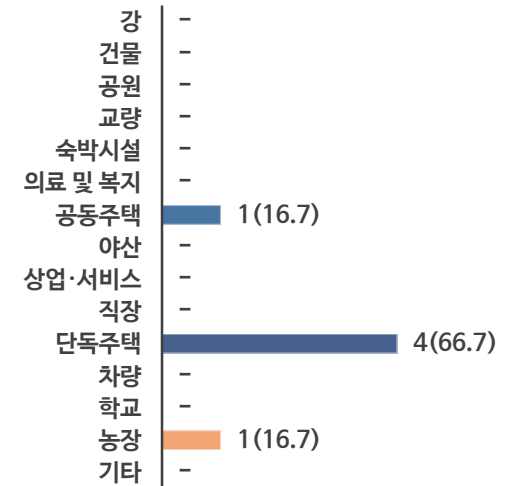
### 홍천군



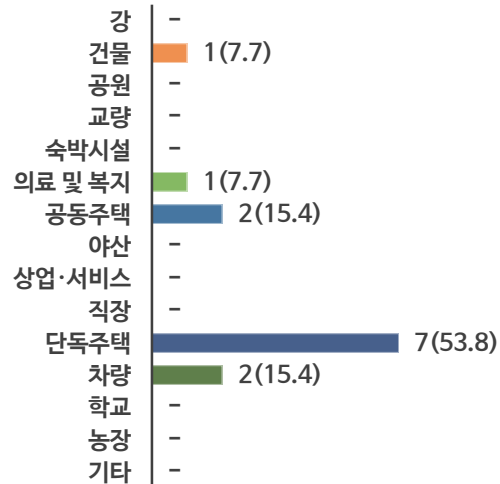
### 횡성군



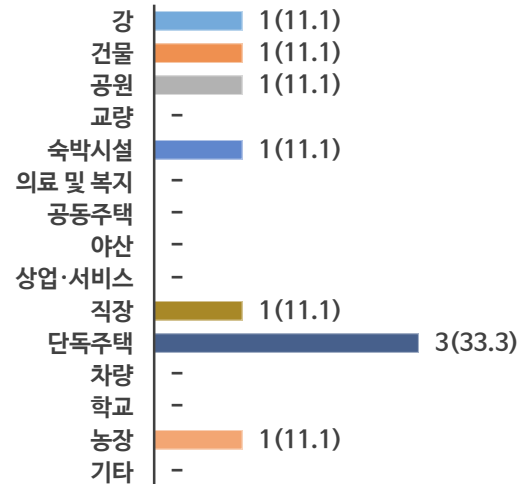
### 영월군



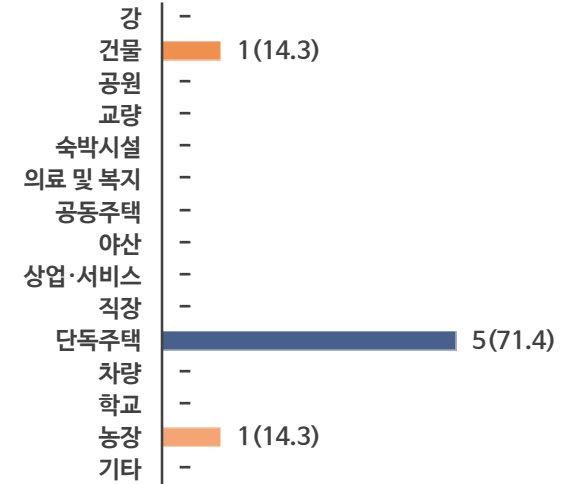
### 평창군



### 정선군




### 철원군



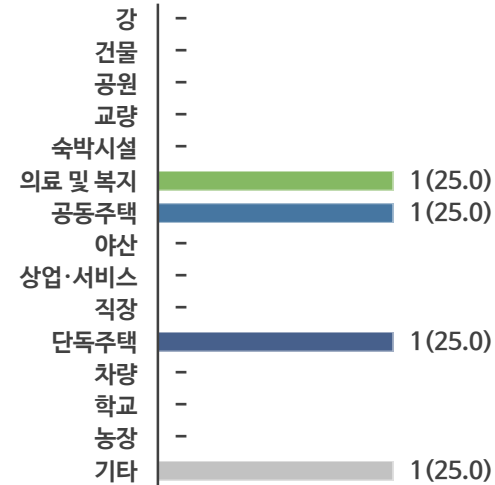


## 2019년 1-8월 | 시군별 | 자살사망자 수 | 사망장소 : 군단위

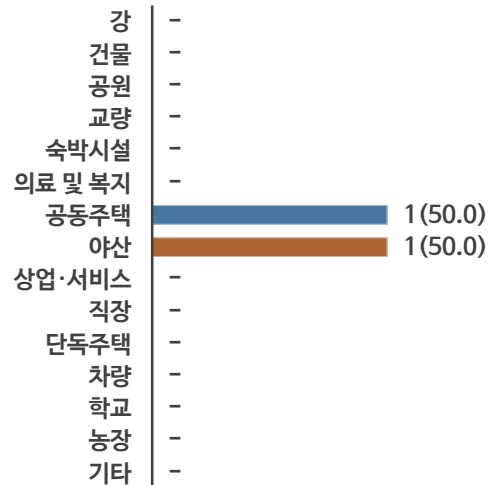
### 화천군




### 양구군



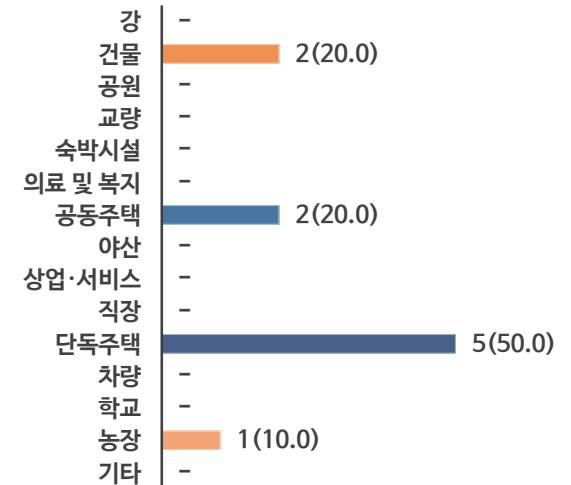
### 인제군



### 고성군



### 양양군



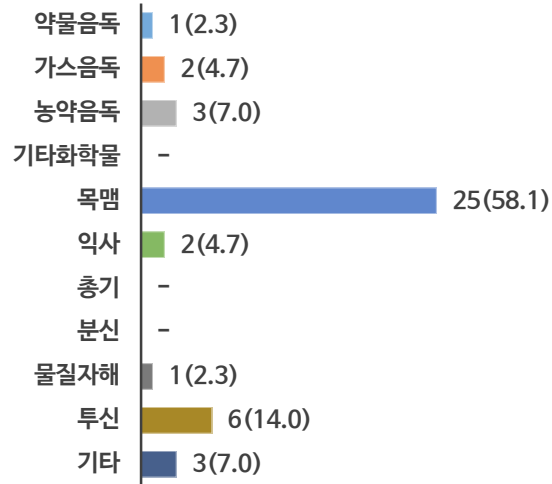
[illegible]

[illegible]

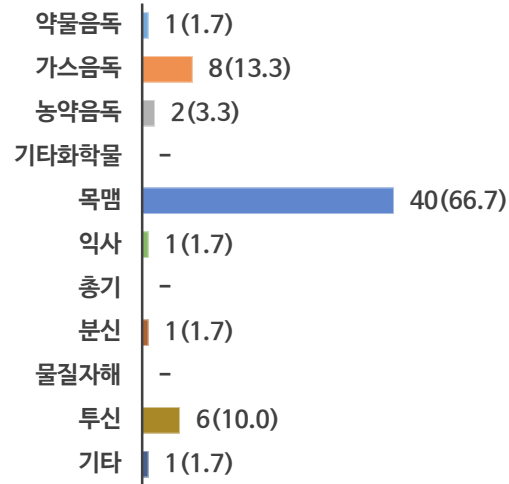


## 2019년 1-8월 | 시군별 | 자살사망자 수 | 사망방법 : 시단위

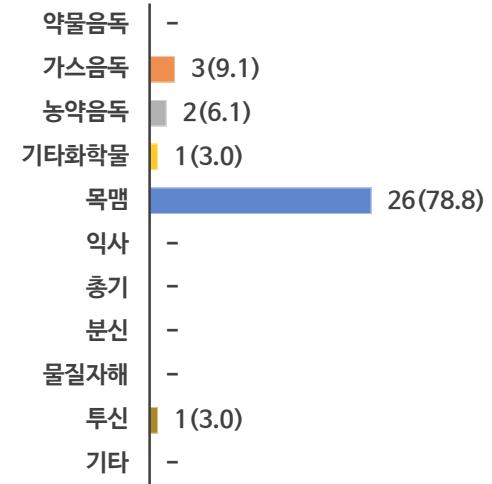
### 춘천시



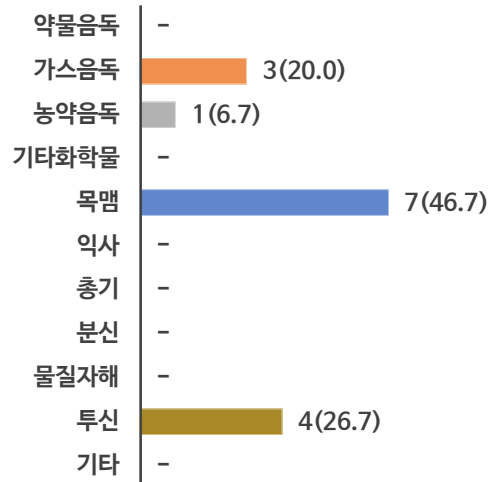
### 원주시



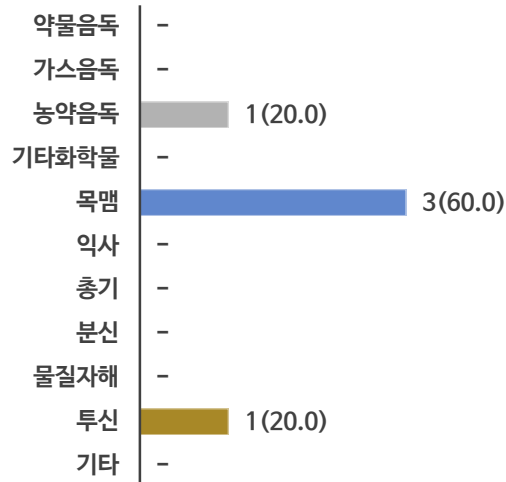
### 강릉시



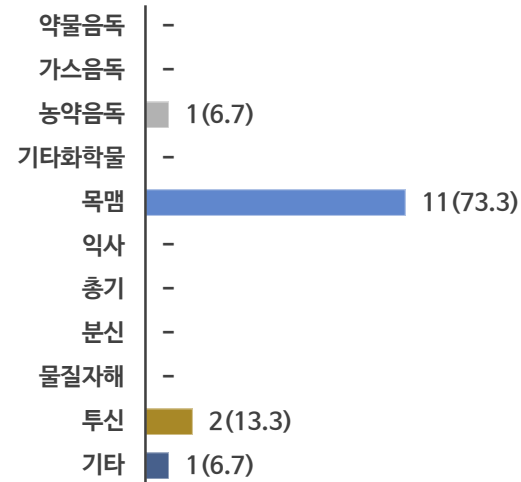
### 동해시



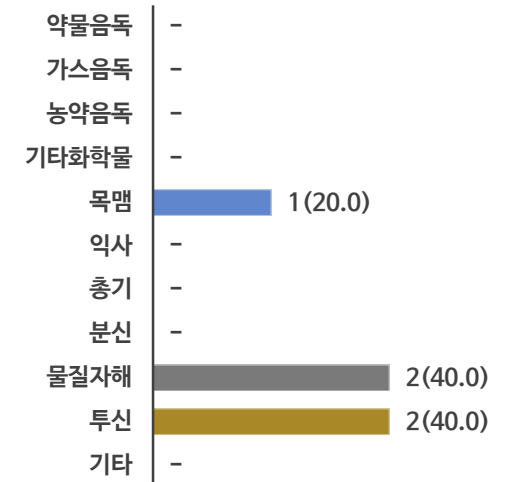
### 태백시



### 속초시



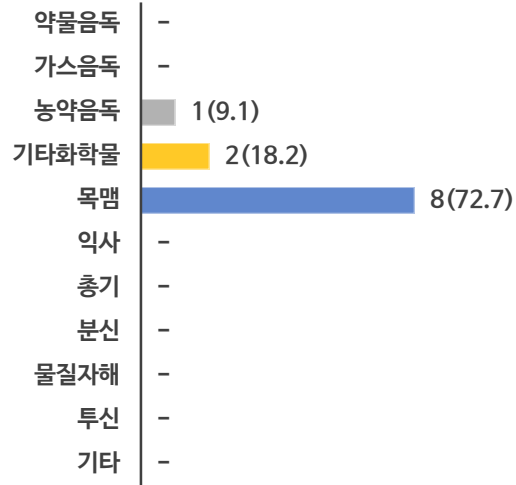
### 삼척시



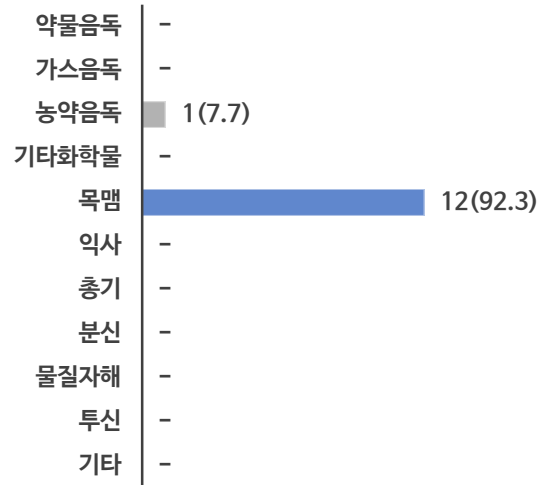


## 2019년 1-8월 | 시군별 | 자살사망자 수 | 사망방법 : 군단위

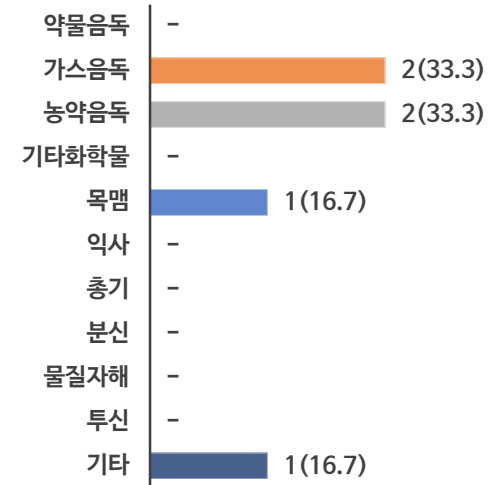
### 홍천군



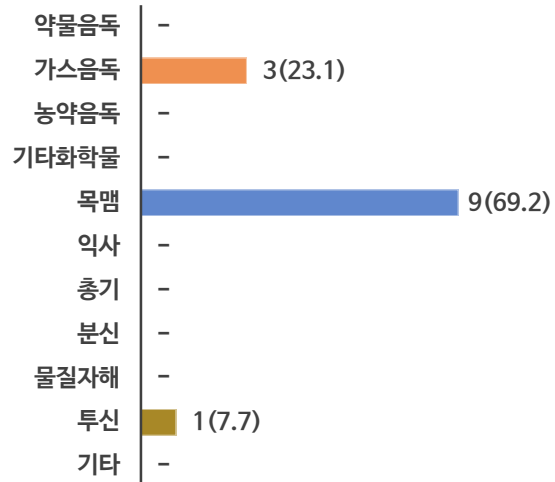
### 횡성군



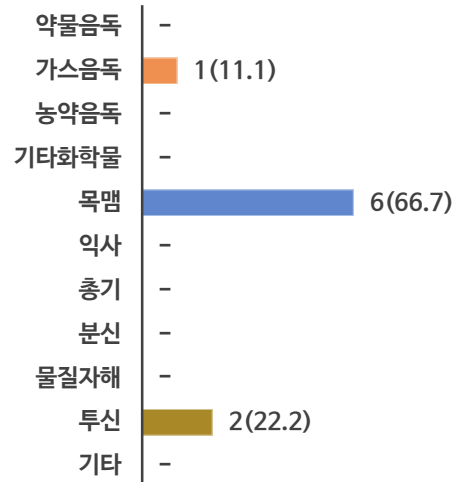
### 영월군



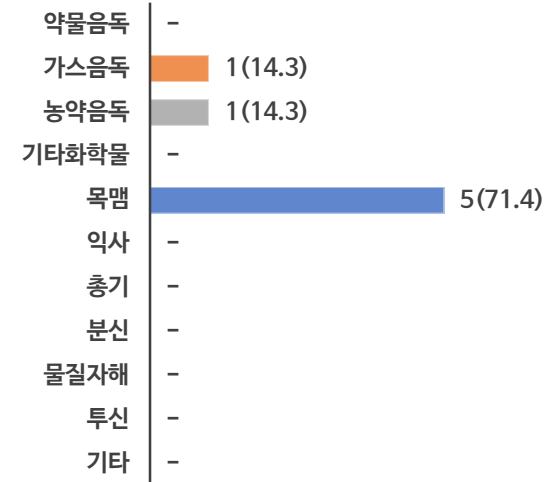
### 평창군



### 정선군



### 철원군

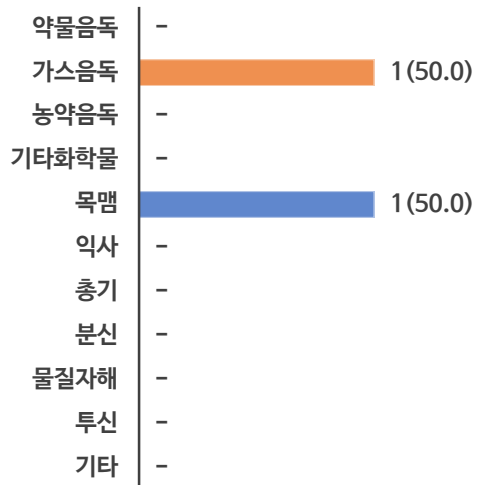




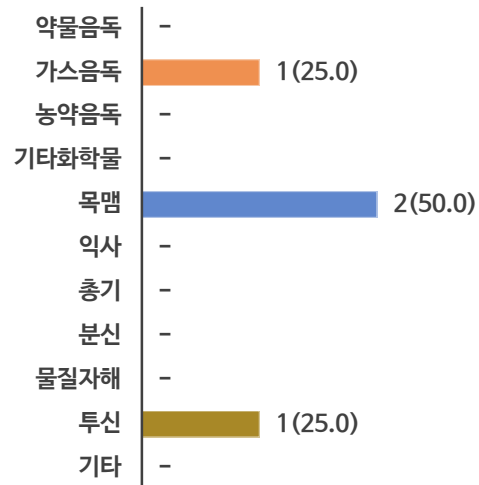


## 2019년 1-8월 | 시군별 | 자살사망자 수 | 사망방법 : 군단위

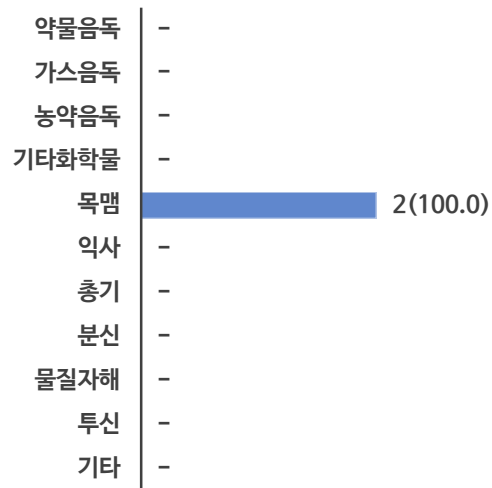
### 화천군



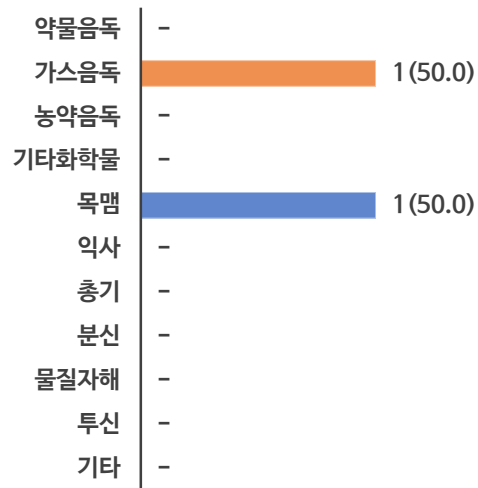
### 양구군



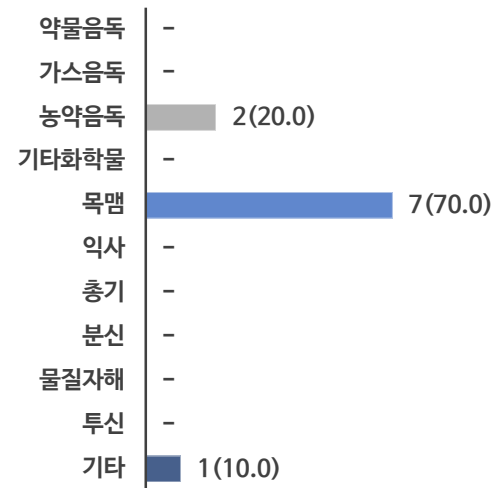
### 인제군



### 고성군



### 양양군



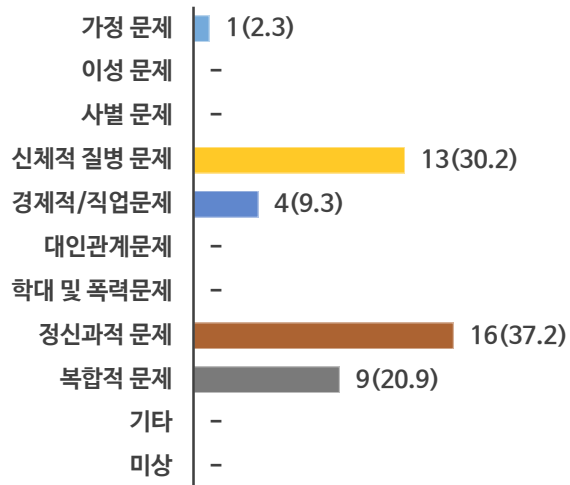
[illegible]

[illegible]

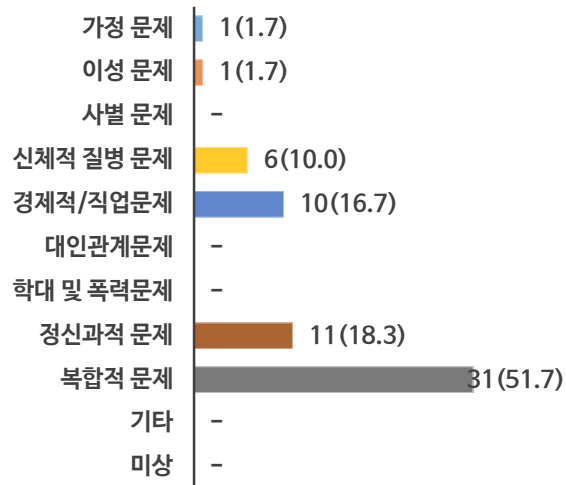


## 2019년 1-8월 | 시군별 | 자살사망자 수 | 자살동기 : 시단위

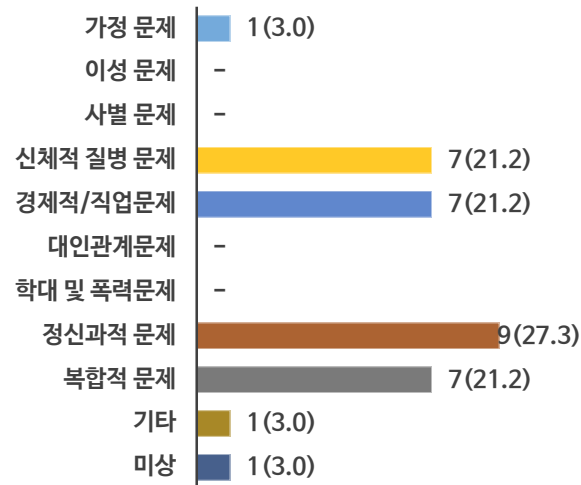
### 춘천시



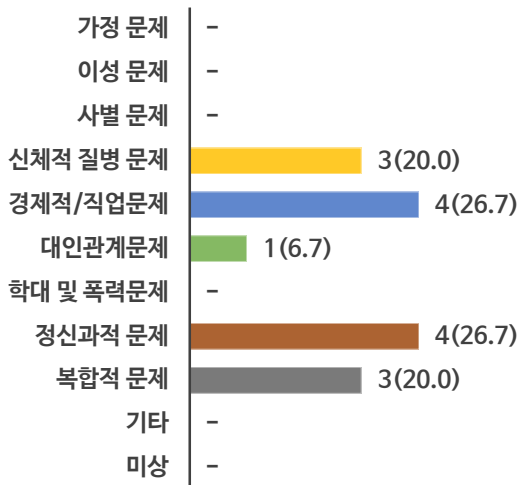
### 원주시



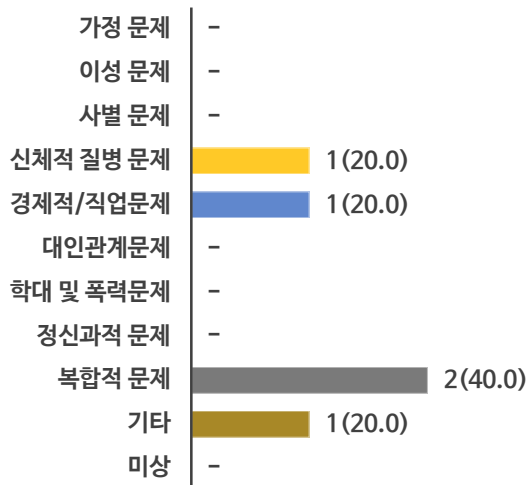
### 강릉시



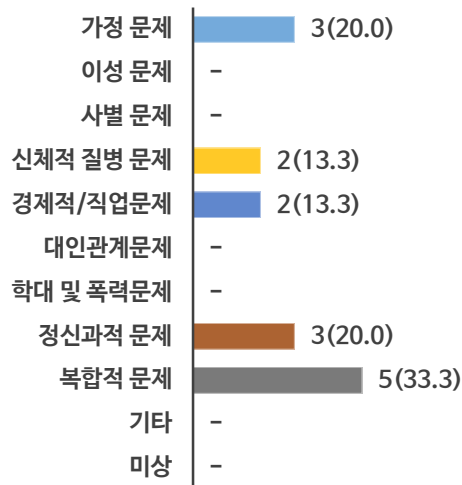
### 동해시



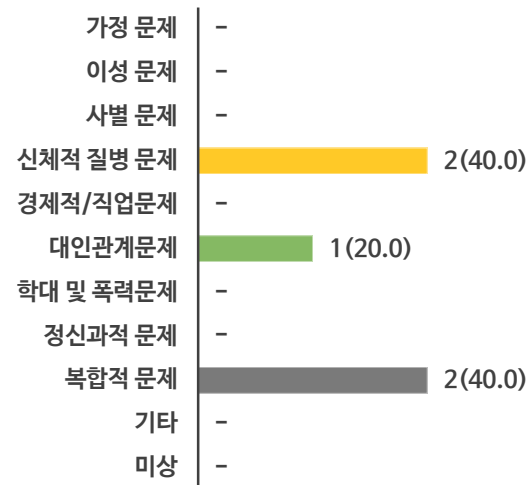
### 태백시



### 속초시



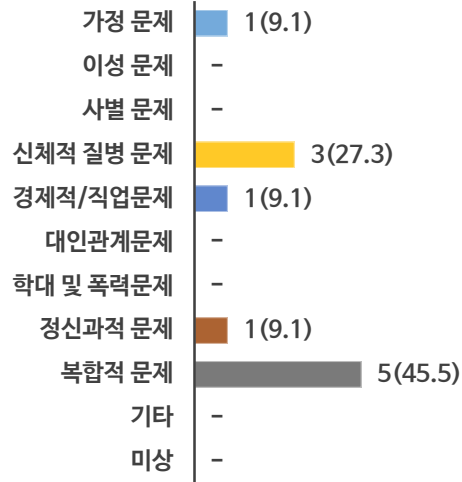
### 삼척시



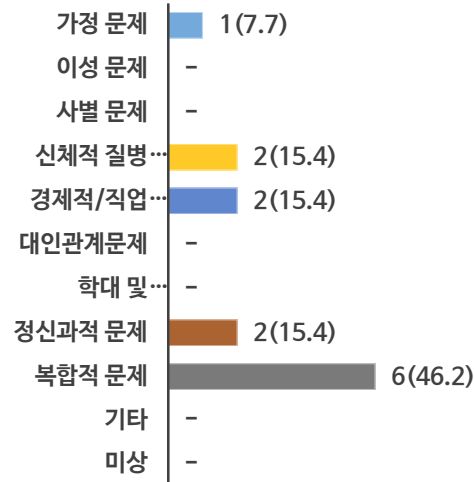


## 2019년 1-8월 | 시군별 | 자살사망자 수 | 자살동기 : 군단위

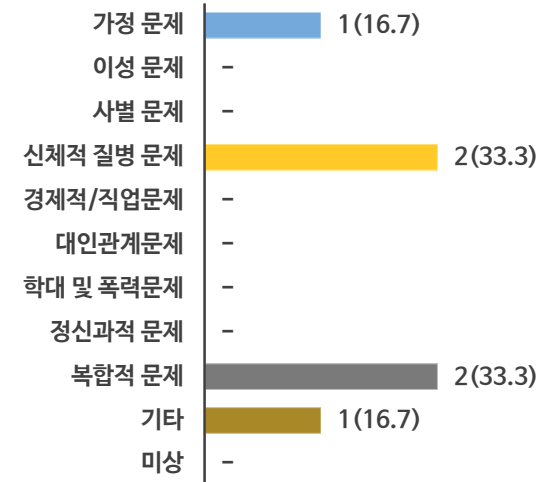
### 홍천군



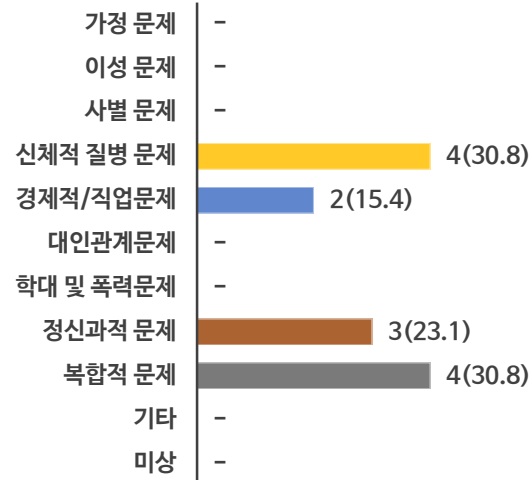
### 횡성군



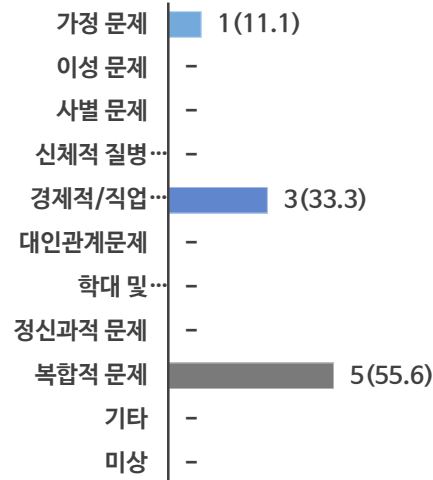
### 영월군



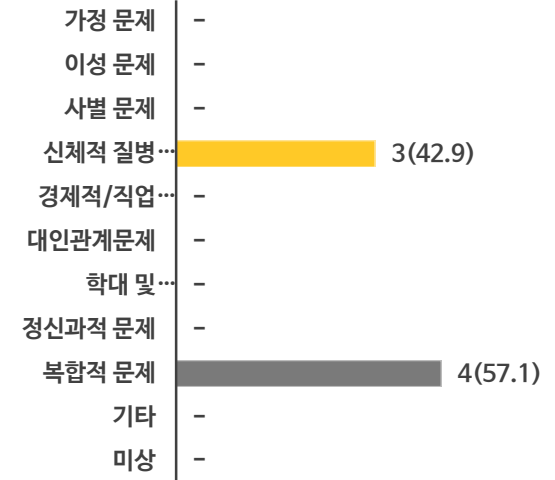
### 평창군



### 정선군




### 철원군



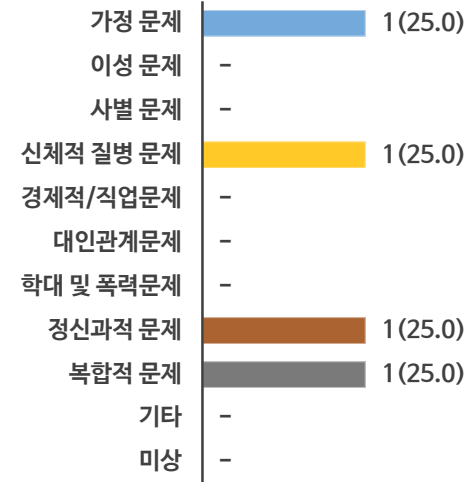


## 2019년 1-8월 | 시군별 | 자살사망자 수 | 자살동기 : 군단위

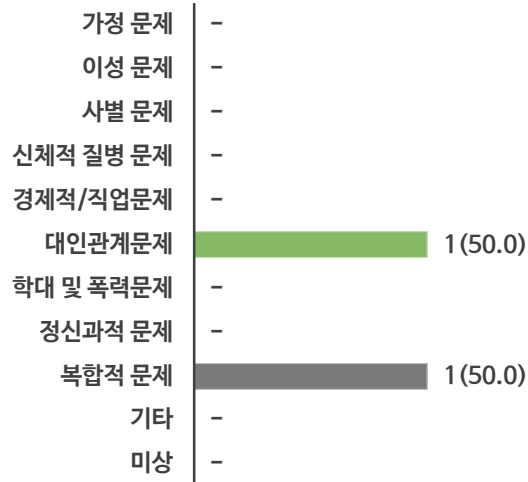
### 화천군



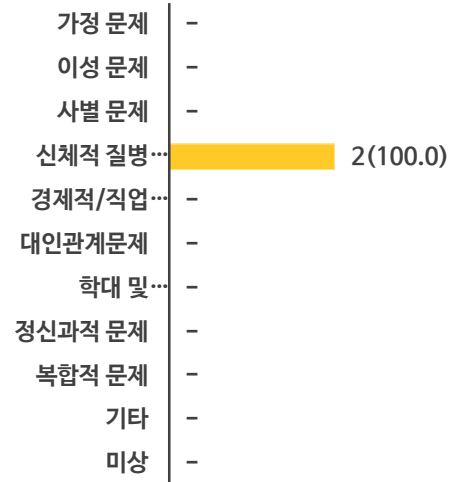
### 양구군



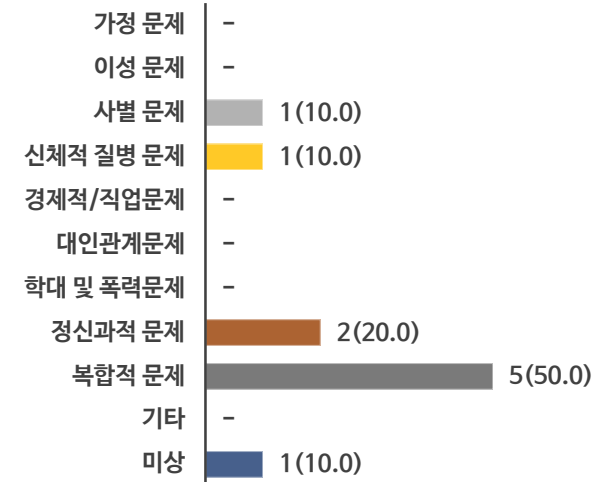
### 인제군



### 고성군



### 양양군



[illegible]

[illegible]





# 2019년 1-8월 시군별 | 자살사망자 수 | 월별 자살사망자 수

시군별	1월		2월		3월		4월		5월		6월		7월		8월		2018	2019	증가율 (%)
	19'(18')	증감	19'(18')	증감	19'(18')	증감	19'(18')	증감	19'(18')	증감	19'(18')	증감	19'(18')	증감	19'(18')	증감			
강원도	26(32)	▼6	26(29)	▼3	30(29)	▲1	31(40)	▼9	24(31)	▼7	39(39)	-	37(39)	▼2	42(37)	▲5	276	255	-21(▼7.6)
춘천시	5(5)	-	4(9)	▼5	3(6)	▼3	8(5)	▲3	3(3)	-	5(5)	-	9(5)	▲4	6(9)	▼3	47	43	-4(▼8.5)
원주시	5(2)	▲3	5(6)	▼1	9(7)	▲2	7(7)	-	4(7)	▼3	16(5)	▲11	5(14)	▼9	9(6)	▲3	54	60	6(▲11.1)
강릉시	4(6)	▼2	5(4)	▲1	5(4)	▲1	0(7)	▼7	5(5)	-	3(8)	▼5	3(6)	▼3	8(3)	▲5	43	33	-10(▼23.3)
동해시	3(2)	▲1	0(1)	▼1	1(1)	-	0(2)	▼2	0(5)	▼5	2(4)	▼2	4(2)	▲2	5(2)	▲3	19	15	-4(▼21.1)
태백시	0(3)	▼3	1(1)	-	0(0)	-	1(2)	▼1	2(4)	▼2	1(2)	▼1	0(0)	-	0(1)	▼1	13	5	-8(▼61.5)
속초시	1(1)	-	2(0)	▲2	4(0)	▲4	1(1)	-	1(1)	-	3(2)	▲1	2(4)	▼2	1(3)	▼2	12	15	3(▲25.0)
삼척시	1(0)	▲1	0(0)	-	0(1)	▼1	0(2)	▼2	2(1)	▲1	1(0)	▲1	0(1)	▼1	1(2)	▼1	7	5	-2(▼28.6)
홍천군	2(2)	-	0(2)	▼2	0(1)	▼1	2(2)	-	1(1)	-	0(4)	▼4	4(2)	▲2	2(3)	▼1	17	11	-6(▼35.3)
횡성군	0(0)	-	1(1)	-	2(1)	▲1	3(1)	▲2	0(0)	-	1(1)	-	2(0)	▲2	4(0)	▲4	4	13	9(▲225.0)
영월군	0(0)	-	2(1)	▲1	0(3)	▼3	2(1)	▲1	1(1)	-	1(1)	-	0(0)	-	0(1)	▼1	8	6	-2(▼25.0)
평창군	0(1)	▼1	1(0)	▲1	3(1)	▲2	2(2)	-	0(1)	▼1	0(1)	▼1	4(2)	▲2	3(1)	▲2	9	13	4(▲44.4)
정선군	1(1)	-	1(0)	▲1	1(2)	▼1	0(0)	-	1(1)	-	3(2)	▲1	0(0)	-	2(1)	▲1	7	9	2(▲28.6)
철원군	1(3)	▼2	1(0)	▲1	1(1)	-	2(2)	-	1(0)	▲1	0(1)	▼1	1(2)	▼1	0(0)	-	9	7	-2(▼22.2)
화천군	0(1)	▼1	1(0)	▲1	0(0)	-	1(0)	▲1	0(0)	-	0(1)	▼1	0(0)	-	0(2)	▼2	4	2	-2(▼50.0)
양구군	1(0)	▲1	0(0)	-	1(0)	▲1	0(3)	▼3	0(0)	-	1(1)	-	1(0)	▲1	0(1)	▼1	5	4	-1(▼20.0)
인제군	0(1)	▼1	0(3)	▼3	0(1)	▼1	0(1)	▼1	0(1)	▼1	1(0)	▲1	0(0)	-	1(2)	▼1	9	2	-7(▼77.8)
고성군	0(1)	▼1	0(1)	▼1	0(0)	-	0(1)	▼1	0(0)	-	1(1)	-	1(1)	-	0(0)	-	5	2	-3(▼60.0)
양양군	2(3)	▼1	2(0)	▲2	0(0)	-	2(1)	▲1	3(0)	▲3	0(0)	-	1(0)	▲1	0(0)	-	4	10	6(▲150.0)